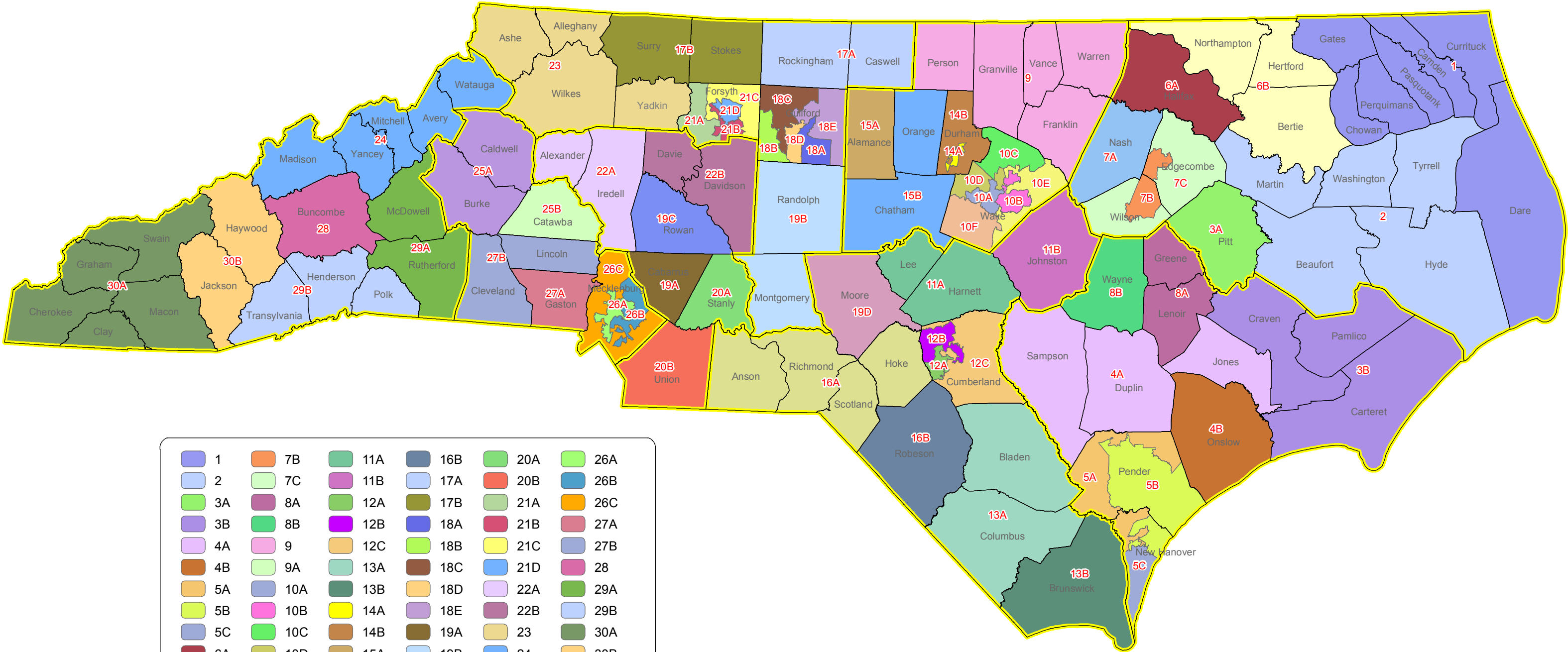

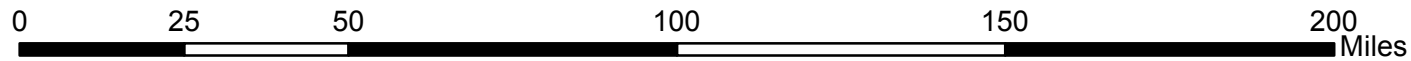



G.S. 7A-41, Superior Court, Effective 1/1/19



<div></div> 1	<div></div> 7B	<div></div> 11A	<div></div> 16B	<div></div> 20A	<div></div> 26A
<div></div> 2	<div></div> 7C	<div></div> 11B	<div></div> 17A	<div></div> 20B	<div></div> 26B
<div></div> 3A	<div></div> 8A	<div></div> 12A	<div></div> 17B	<div></div> 21A	<div></div> 26C
<div></div> 3B	<div></div> 8B	<div></div> 12B	<div></div> 18A	<div></div> 21B	<div></div> 27A
<div></div> 4A	<div></div> 9	<div></div> 12C	<div></div> 18B	<div></div> 21C	<div></div> 27B
<div></div> 4B	<div></div> 9A	<div></div> 13A	<div></div> 18C	<div></div> 21D	<div></div> 28
<div></div> 5A	<div></div> 10A	<div></div> 13B	<div></div> 18D	<div></div> 22A	<div></div> 29A
<div></div> 5B	<div></div> 10B	<div></div> 14A	<div></div> 18E	<div></div> 22B	<div></div> 29B
<div></div> 5C	<div></div> 10C	<div></div> 14B	<div></div> 19A	<div></div> 23	<div></div> 30A
<div></div> 6A	<div></div> 10D	<div></div> 15A	<div></div> 19B	<div></div> 24	<div></div> 30B
<div></div> 6B	<div></div> 10E	<div></div> 15B	<div></div> 19C	<div></div> 25A	<div></div> Counties
<div></div> 7A	<div></div> 10F	<div></div> 16A	<div></div> 19D	<div></div> 25B	

G.S. 7A-41, Judicial Divisions, Effective 1/1/19



	2010 Census		US Senate 2010: Marshall-Burr-Beitler								US President 2012: Obama-Romney-Johnson							
District	Total Pop	18+ Pop	Dem	Dem %	Rep	Rep %	Lib	Lib %	Write-In	Write-In %	Dem	Dem %	Rep	Rep %	Lib	Lib %	Write-In	Write-In %
1	148,551	115,423	17,353	38.82%	26,332	58.91%	998	2.23%	16	0.04%	31,806	44.49%	38,738	54.19%	831	1.16%	114	0.16%
2	95,709	74,833	14,140	43.82%	17,533	54.34%	577	1.79%	18	0.06%	21,783	46.50%	24,691	52.71%	286	0.61%	83	0.18%
3A	168,148	130,350	19,784	47.60%	21,276	51.19%	487	1.17%	19	0.05%	41,768	53.11%	36,162	45.98%	608	0.77%	110	0.14%
3B	183,118	143,986	17,393	31.26%	37,109	66.70%	1,070	1.92%	63	0.11%	31,516	35.91%	55,323	63.03%	761	0.87%	168	0.19%
4A	132,089	98,734	14,947	43.12%	19,243	55.52%	462	1.33%	9	0.03%	22,933	44.13%	28,664	55.16%	305	0.59%	63	0.12%
4B	177,772	132,834	8,358	31.68%	17,311	65.62%	699	2.65%	14	0.05%	18,490	35.95%	32,243	62.69%	556	1.08%	146	0.28%
5A	72,774	57,473	11,300	55.74%	8,515	42.00%	450	2.22%	9	0.04%	21,549	61.49%	12,953	36.96%	431	1.23%	112	0.32%
5B	102,450	82,166	10,485	32.25%	21,328	65.60%	685	2.11%	14	0.04%	19,594	38.51%	30,561	60.07%	570	1.12%	150	0.29%
5C	79,660	62,943	9,167	33.20%	17,827	64.56%	604	2.19%	16	0.06%	17,157	40.62%	24,488	57.98%	476	1.13%	114	0.27%
6A	54,691	42,073	8,934	61.55%	5,416	37.31%	163	1.12%	3	0.02%	16,964	65.73%	8,708	33.74%	108	0.42%	29	0.11%
6B	68,050	53,817	12,906	62.87%	7,396	36.03%	219	1.07%	7	0.03%	21,762	68.46%	9,875	31.07%	128	0.40%	22	0.07%
7A	95,840	72,905	14,403	46.41%	16,244	52.34%	381	1.23%	9	0.03%	24,313	50.14%	23,842	49.17%	254	0.52%	83	0.17%
7B	42,776	31,612	9,261	78.04%	2,502	21.08%	103	0.87%	1	0.01%	15,941	81.09%	3,659	18.61%	44	0.22%	14	0.07%
7C	95,010	72,243	14,688	47.82%	15,539	50.59%	484	1.58%	6	0.02%	23,244	50.07%	22,841	49.20%	281	0.61%	57	0.12%
8A	80,857	61,573	10,897	46.72%	12,150	52.09%	269	1.15%	9	0.04%	17,722	48.81%	18,384	50.63%	176	0.48%	29	0.08%
8B	122,623	92,139	12,206	39.46%	18,336	59.28%	383	1.24%	6	0.02%	23,277	45.48%	27,605	53.94%	298	0.58%	0	0.00%
9	226,393	173,285	32,661	50.74%	30,437	47.29%	1,252	1.95%	19	0.03%	55,753	53.21%	48,073	45.88%	744	0.71%	216	0.21%
10A	148,442	121,844	22,673	52.86%	18,998	44.29%	1,204	2.81%	21	0.05%	46,342	59.10%	30,418	38.80%	1,472	1.88%	175	0.22%
10B	144,022	104,408	26,152	74.89%	8,229	23.57%	521	1.49%	18	0.05%	53,113	79.69%	12,883	19.33%	537	0.81%	113	0.17%
10C	154,854	111,920	20,924	37.90%	32,901	59.59%	1,352	2.45%	36	0.07%	40,648	44.09%	50,306	54.57%	1,067	1.16%	166	0.18%
10D	153,253	114,505	22,545	46.62%	24,568	50.81%	1,217	2.52%	26	0.05%	46,863	54.34%	38,048	44.12%	1,184	1.37%	151	0.18%
10E	148,723	108,667	22,955	49.79%	22,158	48.06%	969	2.10%	20	0.04%	43,341	55.90%	33,245	42.88%	834	1.08%	113	0.15%
10F	151,699	105,036	18,075	37.20%	29,278	60.25%	1,224	2.52%	18	0.04%	36,955	43.55%	46,696	55.03%	1,077	1.27%	126	0.15%
11A	172,544	125,857	16,222	39.75%	23,803	58.33%	768	1.88%	14	0.03%	28,132	41.58%	38,723	57.24%	654	0.97%	145	0.21%
11B	168,878	121,908	15,086	32.18%	30,853	65.82%	917	1.96%	20	0.04%	27,080	35.49%	48,253	63.24%	765	1.00%	203	0.27%
12A	90,023	65,331	10,798	54.81%	8,535	43.33%	356	1.81%	10	0.05%	22,229	61.61%	13,470	37.33%	291	0.81%	91	0.25%
12B	75,789	54,541	8,848	75.39%	2,756	23.48%	126	1.07%	7	0.06%	20,135	79.23%	5,110	20.11%	138	0.54%	30	0.12%
12C	153,619	114,018	17,046	45.31%	19,914	52.94%	639	1.70%	18	0.05%	33,428	50.54%	32,086	48.51%	498	0.75%	135	0.20%
13A	93,288	71,639	13,900	48.41%	14,313	49.85%	483	1.68%	18	0.06%	19,051	47.54%	20,651	51.53%	305	0.76%	70	0.17%
13B	107,431	87,270	12,994	33.41%	25,079	64.49%	805	2.07%	12	0.03%	22,038	38.42%	34,743	60.57%	469	0.82%	112	0.20%
14A	57,006	43,544	13,755	84.33%	2,343	14.36%	202	1.24%	11	0.07%	27,374	85.72%	4,267	13.36%	253	0.79%	40	0.13%
14B	210,581	163,722	44,273	68.22%	19,528	30.09%	1,069	1.65%	26	0.04%	83,850	73.16%	29,502	25.74%	1,098	0.96%	154	0.13%
15A	151,131	115,688	15,446	37.21%	25,012	60.25%	1,029	2.48%	25	0.06%	28,875	42.60%	38,170	56.32%	597	0.88%	134	0.20%
15B	197,306	155,496	43,402	61.53%	25,502	36.15%	1,599	2.27%	35	0.05%	72,262	64.41%	38,204	34.05%	1,386	1.24%	339	0.30%
16A	156,696	116,092	19,725	55.32%	15,332	43.00%	578	1.62%	19	0.05%	35,214	56.91%	26,148	42.25%	456	0.74%	64	0.10%
16B	134,168	98,241	12,001	52.46%	10,548	46.11%	316	1.38%	13	0.06%	24,988	58.18%	17,510	40.77%	336	0.78%	112	0.26%
17A	117,362	91,684	11,814	36.60%	19,538	60.52%	909	2.82%	20	0.06%	21,699	40.90%	30,821	58.09%	434	0.82%	105	0.20%
17B	121,074	93,336	9,401	28.52%	22,822	69.23%	735	2.23%	6	0.02%	15,039	29.59%	35,016	68.89%	624	1.23%	148	0.29%
18A	62,406	47,987	11,880	68.88%	5,159	29.91%	199	1.15%	10	0.06%	26,502	76.68%	7,875	22.79%	142	0.41%	42	0.12%
18B	108,936	82,008	11,501	43.32%	14,506	54.64%	513	1.93%	30	0.11%	27,001	53.52%	22,947	45.48%	395	0.78%	111	0.22%
18C	128,853	98,841	15,203	35.65%	26,543	62.25%	876	2.05%	20	0.05%	32,471	44.19%	40,146	54.64%	667	0.91%	190	0.26%
18D	85,509	68,076	12,657	61.33%	7,587	36.76%	369	1.79%	26	0.13%	30,203	71.36%	11,561	27.31%	431	1.02%	130	0.31%
18E	102,702	77,011	13,900	49.21%	13,791	48.83%	544	1.93%	10	0.04%	29,693	56.75%	22,051	42.14%	463	0.88%	120	0.23%
19A	178,011	129,230	15,922	33.35%	30,758	64.43%	1,056	2.21%	0	0.00%	32,818	39.44%	49,511	59.50%	887	1.07%	0	0.00%
19B	169,550	128,090	9,908	24.54%	29,299	72.55%	1,148	2.84%	27	0.07%	19,451	27.09%	51,507	71.75%	725	1.01%	108	0.15%
19C	138,428	105,486	11,939	33.12%	23,146	64.22%	937	2.60%	22	0.06%	22,650	36.35%	38,775	62.23%	655	1.05%	232	0.37%
19D	88,247	69,098	9,071	31.87%	18,806	66.07%	576	2.02%	9	0.03%	16,505	35.56%	29,495	63.55%	342	0.74%	73	0.16%
20A	60,585	46,852	5,268	28.28%	13,001	69.80%	348	1.87%	10	0.05%	8,428	29.42%	19,869	69.36%	298	1.04%	52	0.18%
20B	201,292	140,412	14,184	28.39%	34,656	69.36%	1,093	2.19%	30	0.06%	32,473	34.28%	61,107	64.51%	906	0.96%	242	0.26%
21A	101,546	77,642	11,200	34.38%	20,750	63.70%	614	1.88%	13	0.04%	23,766	42.67%	31,371	56.32%	560	1.01%	0	0.00%
21B	83,940	63,492	10,041	57.11%	7,210	41.01%	323	1.84%	9	0.05%	23,862	66.72%	11,556	32.31%	345	0.96%	0	0.00%
21C	100,594	76,343	9,937	30.80%	21,669	67.16%	655	2.03%	6	0.02%	19,856	37.27%	32,889	61.73%	532	1.00%	0	0.00%
21D	64,590	47,792	9,835	79.24%	2,445	19.70%	127	1.02%	5	0.04%	24,839	85.88%	3,952	13.66%	132	0.46%	0	0.00%

	2010 Census		US Senate 2010: Marshall-Burr-Beitler								US President 2012: Obama-Romney-Johnson							
District	Total Pop	18+ Pop	Dem	Dem %	Rep	Rep %	Lib	Lib %	Write-In	Write-In %	Dem	Dem %	Rep	Rep %	Lib	Lib %	Write-In	Write-In %
22A	196,635	147,597	16,810	30.33%	37,163	67.05%	1,423	2.57%	31	0.06%	30,687	32.80%	61,552	65.79%	1,010	1.08%	312	0.33%
22B	204,118	155,495	14,610	26.30%	39,676	71.42%	1,244	2.24%	23	0.04%	26,359	28.77%	64,070	69.94%	975	1.06%	201	0.22%
23	146,182	114,172	12,766	28.56%	30,681	68.65%	1,231	2.75%	17	0.04%	17,795	27.99%	44,712	70.33%	841	1.32%	227	0.36%
24	123,037	102,215	16,965	38.45%	25,943	58.79%	1,193	2.70%	25	0.06%	24,952	40.17%	35,775	57.60%	1,111	1.79%	271	0.44%
25A	173,941	134,967	15,418	34.40%	28,178	62.87%	1,200	2.68%	20	0.04%	24,599	34.57%	45,496	63.94%	923	1.30%	132	0.19%
25B	154,358	117,563	12,647	30.55%	27,703	66.91%	1,027	2.48%	26	0.06%	24,064	34.58%	44,534	63.99%	770	1.11%	224	0.32%
26A	151,257	113,836	24,279	84.25%	4,151	14.40%	374	1.30%	13	0.05%	56,489	86.64%	8,167	12.53%	429	0.66%	112	0.17%
26B	301,999	227,638	41,853	57.38%	29,783	40.83%	1,269	1.74%	38	0.05%	92,588	65.29%	47,545	33.53%	1,312	0.93%	372	0.26%
26C	466,372	344,816	51,412	41.57%	69,833	56.46%	2,374	1.92%	64	0.05%	118,055	50.13%	114,743	48.72%	2,151	0.91%	555	0.24%
27A	206,086	156,845	15,470	31.34%	32,726	66.30%	1,163	2.36%	0	0.00%	33,171	36.76%	56,138	62.21%	927	1.03%	0	0.00%
27B	176,343	134,864	17,217	34.64%	31,405	63.18%	1,062	2.14%	22	0.04%	28,083	35.06%	51,059	63.74%	745	0.93%	224	0.28%
28	238,318	189,478	38,995	50.17%	36,605	47.09%	2,076	2.67%	51	0.07%	70,618	55.31%	54,699	42.84%	1,721	1.35%	649	0.51%
29A	112,806	87,797	9,418	30.44%	20,725	66.99%	774	2.50%	20	0.06%	15,405	32.92%	30,729	65.66%	515	1.10%	152	0.32%
29B	160,340	128,611	19,311	34.37%	35,515	63.20%	1,350	2.40%	17	0.03%	29,481	37.08%	48,864	61.45%	912	1.15%	255	0.32%
30A	94,795	75,809	11,787	34.34%	21,223	61.83%	1,292	3.76%	21	0.06%	14,405	32.02%	29,776	66.19%	628	1.40%	176	0.39%
30B	99,307	80,649	13,378	42.94%	16,942	54.38%	820	2.63%	17	0.05%	19,796	44.60%	23,802	53.63%	666	1.50%	121	0.27%
Totals:	9,535,483	7,253,848	1,141,700	43.04%	1,454,082	54.82%	55,554	2.09%	1,263	0.05%	2,171,293	48.33%	2,267,353	50.47%	44,448	0.99%	9,519	0.21%

	Governor 2012: Dalton-McCrory-Howe								Lieutenant Governor 2012: Coleman-Forest				US Senate 2014: Tillis-Hagan-Haugh							
District	Dem	Dem %	Rep	Rep %	Lib	Lib %	Write-In	Write-In %	Dem	Dem %	Rep	Rep %	Rep	Rep %	Dem	Dem %	Lib	Lib %	Write-In	Write-In %
1	31,059	44.44%	36,461	52.17%	2,348	3.36%	15	0.02%	33,689	49.03%	35,016	50.97%	25,732	55.30%	19,526	41.96%	1,243	2.67%	34	0.07%
2	21,249	45.58%	24,700	52.98%	666	1.43%	6	0.01%	23,754	52.12%	21,823	47.88%	16,559	49.17%	15,474	45.95%	1,540	4.57%	104	0.31%
3A	38,808	49.66%	37,944	48.55%	1,384	1.77%	15	0.02%	42,409	55.11%	34,548	44.89%	21,177	46.69%	22,709	50.07%	1,392	3.07%	75	0.17%
3B	28,530	32.65%	57,217	65.47%	1,615	1.85%	26	0.03%	32,786	38.21%	53,018	61.79%	36,899	60.46%	21,609	35.41%	2,340	3.83%	182	0.30%
4A	22,393	43.27%	28,750	55.56%	597	1.15%	9	0.02%	24,358	47.87%	26,524	52.13%	18,150	53.19%	14,605	42.80%	1,319	3.87%	51	0.15%
4B	16,520	32.61%	32,732	64.61%	1,395	2.75%	13	0.03%	19,556	39.59%	29,843	60.41%	19,830	62.97%	10,126	32.15%	1,487	4.72%	50	0.16%
5A	19,449	56.49%	13,930	40.46%	1,043	3.03%	10	0.03%	21,192	63.10%	12,392	36.90%	6,919	33.65%	12,559	61.08%	1,043	5.07%	40	0.19%
5B	16,579	33.02%	32,202	64.14%	1,407	2.80%	14	0.03%	19,415	39.70%	29,484	60.30%	18,906	56.01%	13,083	38.76%	1,700	5.04%	68	0.20%
5C	14,331	34.42%	26,089	62.66%	1,204	2.89%	13	0.03%	16,986	41.95%	23,501	58.05%	14,787	51.98%	12,102	42.54%	1,513	5.32%	45	0.16%
6A	16,771	64.80%	8,894	34.36%	216	0.83%	2	0.01%	17,542	68.48%	8,074	31.52%	6,092	34.94%	10,835	62.14%	497	2.85%	13	0.07%
6B	21,487	68.24%	9,680	30.74%	314	1.00%	7	0.02%	22,462	72.77%	8,405	27.23%	6,188	31.87%	12,798	65.90%	423	2.18%	10	0.05%
7A	23,449	48.45%	24,471	50.56%	475	0.98%	6	0.01%	24,964	52.26%	22,805	47.74%	16,869	49.31%	16,325	47.72%	979	2.86%	37	0.11%
7B	15,555	79.87%	3,806	19.54%	114	0.59%	0	0.00%	15,903	82.21%	3,442	17.79%	2,261	18.89%	9,506	79.44%	192	1.60%	8	0.07%
7C	22,451	48.62%	23,177	50.19%	539	1.17%	8	0.02%	23,979	52.90%	21,351	47.10%	14,646	47.55%	15,255	49.53%	876	2.84%	24	0.08%
8A	17,242	47.84%	18,408	51.07%	384	1.07%	9	0.02%	18,689	52.69%	16,778	47.31%	11,713	48.12%	11,766	48.34%	842	3.46%	18	0.07%
8B	22,073	43.29%	28,220	55.34%	683	1.34%	16	0.03%	23,920	47.62%	26,311	52.38%	17,865	54.21%	14,009	42.51%	1,041	3.16%	43	0.13%
9	52,154	50.15%	50,041	48.12%	1,772	1.70%	27	0.03%	57,307	56.37%	44,351	43.63%	30,861	44.32%	36,053	51.78%	2,601	3.74%	117	0.17%
10A	40,257	52.02%	34,162	44.14%	2,949	3.81%	25	0.03%	44,958	59.70%	30,348	40.30%	18,020	35.78%	30,477	60.51%	1,775	3.52%	96	0.19%
10B	49,409	74.47%	15,505	23.37%	1,422	2.14%	12	0.02%	52,716	80.33%	12,908	19.67%	7,771	18.85%	32,374	78.53%	1,021	2.48%	61	0.15%
10C	34,014	37.19%	55,164	60.32%	2,255	2.47%	26	0.03%	38,844	43.35%	50,759	56.65%	33,635	51.66%	29,640	45.53%	1,736	2.67%	94	0.14%
10D	40,060	46.93%	42,636	49.95%	2,636	3.09%	24	0.03%	45,144	54.22%	38,120	45.78%	24,296	41.37%	32,669	55.62%	1,677	2.86%	90	0.15%
10E	39,066	50.59%	36,324	47.04%	1,818	2.35%	14	0.02%	43,281	56.96%	32,704	43.04%	21,291	41.22%	28,717	55.59%	1,542	2.99%	104	0.20%
10F	31,016	36.83%	50,793	60.31%	2,379	2.82%	26	0.03%	35,830	43.62%	46,318	56.38%	31,223	52.62%	26,156	44.08%	1,837	3.10%	124	0.21%
11A	26,116	38.79%	39,817	59.14%	1,367	2.03%	27	0.04%	29,592	44.78%	36,489	55.22%	23,378	54.59%	17,531	40.93%	1,842	4.30%	76	0.18%
11B	24,498	32.22%	50,047	65.81%	1,477	1.94%	20	0.03%	28,269	37.93%	46,251	62.07%	30,520	61.15%	17,235	34.53%	2,054	4.12%	99	0.20%
12A	20,678	58.12%	14,003	39.36%	887	2.49%	9	0.03%	22,214	63.44%	12,804	36.56%	8,080	38.66%	12,165	58.20%	633	3.03%	24	0.11%
12B	18,807	75.71%	5,536	22.28%	492	1.98%	7	0.03%	19,695	79.88%	4,960	20.12%	2,811	20.81%	10,337	76.53%	341	2.52%	18	0.13%
12C	31,195	47.76%	32,771	50.17%	1,338	2.05%	18	0.03%	34,416	53.62%	29,771	46.38%	19,919	48.49%	19,625	47.78%	1,472	3.58%	61	0.15%
13A	19,794	49.83%	19,364	48.75%	558	1.40%	6	0.02%	22,100	56.97%	16,695	43.03%	12,091	45.99%	12,538	47.69%	1,610	6.12%	49	0.19%
13B	18,652	32.85%	36,907	65.00%	1,217	2.14%	6	0.01%	22,577	40.62%	33,006	59.38%	22,882	56.02%	15,739	38.54%	2,164	5.30%	58	0.14%
14A	25,581	81.01%	5,332	16.89%	649	2.06%	16	0.05%	26,842	86.14%	4,320	13.86%	1,926	10.51%	16,078	87.72%	311	1.70%	14	0.08%
14B	76,952	67.95%	33,135	29.26%	3,104	2.74%	52	0.05%	81,830	73.59%	29,362	26.41%	17,902	23.87%	55,430	73.90%	1,580	2.11%	92	0.12%
15A	25,624	38.18%	40,044	59.67%	1,433	2.14%	12	0.02%	28,500	43.28%	37,350	56.72%	24,380	55.00%	18,145	40.93%	1,730	3.90%	73	0.16%
15B	65,604	59.22%	42,009	37.92%	3,103	2.80%	63	0.06%	70,358	64.96%	37,947	35.04%	24,700	30.65%	53,699	66.63%	2,120	2.63%	72	0.09%
16A	33,216	54.25%	26,868	43.88%	1,107	1.81%	34	0.06%	37,173	62.36%	22,433	37.64%	16,210	40.34%	22,263	55.40%	1,639	4.08%	72	0.18%
16B	25,474	60.13%	16,113	38.03%	762	1.80%	16	0.04%	28,015	67.49%	13,494	32.51%	10,751	43.47%	13,086	52.91%	856	3.46%	38	0.15%
17A	20,230	38.43%	31,426	59.70%	970	1.84%	11	0.02%	22,775	44.27%	28,673	55.73%	19,475	55.23%	13,996	39.69%	1,710	4.85%	79	0.22%
17B	13,430	26.47%	36,178	71.31%	1,109	2.19%	15	0.03%	16,329	33.07%	33,053	66.93%	21,756	65.11%	9,638	28.85%	1,925	5.76%	94	0.28%
18A	24,850	72.81%	8,779	25.72%	491	1.44%	9	0.03%	25,965	76.87%	7,813	23.13%	5,303	26.23%	14,480	71.62%	413	2.04%	21	0.10%
18B	24,090	48.23%	24,876	49.80%	964	1.93%	18	0.04%	26,364	53.95%	22,506	46.05%	15,059	47.04%	16,088	50.25%	827	2.58%	40	0.12%
18C	27,388	37.60%	43,735	60.03%	1,706	2.34%	21	0.03%	31,133	43.78%	39,975	56.22%	27,141	53.01%	22,753	44.44%	1,235	2.41%	69	0.13%
18D	27,160	65.04%	13,367	32.01%	1,212	2.90%	20	0.05%	29,536	72.04%	11,465	27.96%	7,020	27.55%	17,841	70.01%	589	2.31%	32	0.13%
18E	26,872	51.80%	23,903	46.07%	1,082	2.09%	24	0.05%	29,319	57.69%	21,505	42.31%	14,075	40.77%	19,557	56.65%	851	2.46%	42	0.12%
19A	24,800	29.82%	56,839	68.34%	1,535	1.85%	0	0.00%	32,733	40.57%	47,943	59.43%	29,331	56.71%	20,025	38.72%	2,211	4.27%	156	0.30%
19B	17,235	24.00%	53,256	74.15%	1,329	1.85%	6	0.01%	20,328	28.94%	49,916	71.06%	31,203	69.58%	11,518	25.68%	2,036	4.54%	88	0.20%
19C	18,066	29.12%	42,947	69.23%	1,010	1.63%	13	0.02%	22,285	36.79%	38,294	63.21%	23,230	59.49%	13,532	34.66%	2,189	5.61%	96	0.25%
19D	14,792	32.15%	30,460	66.21%	742	1.61%	14	0.03%	16,444	36.52%	28,581	63.48%	20,470	62.23%	11,330	34.45%	1,064	3.23%	28	0.09%
20A	6,719	23.49%	21,490	75.12%	396	1.38%	4	0.01%	8,862	31.89%	18,929	68.11%	12,490	64.97%	5,428	28.23%	1,247	6.49%	60	0.31%
20B	24,407	25.94%	68,095	72.38%	1,549	1.65%	24	0.03%	31,338	34.23%	60,206	65.77%	37,601	63.84%	19,057	32.36%	2,032	3.45%	207	0.35%
21A	19,970	35.89%	34,351	61.74%	1,303	2.34%	12	0.02%	23,074	42.55%	31,148	57.45%	19,964	54.42%	15,538	42.36%	1,102	3.00%	79	0.22%
21B	21,525	60.70%	13,056	36.82%	869	2.45%	11	0.03%	23,304	66.96%	11,497	33.04%	6,494	31.10%	13,799	66.08%	553	2.65%	37	0.18%
21C	16,969	31.81%	35,302	66.18%	1,059	1.99%	13	0.02%	19,741	37.96%	32,262	62.04%	20,855	59.12%	13,297	37.70%	1,047	2.97%	76	0.22%
21D	23,408	81.84%	4,790	16.75%	397	1.39%	7	0.02%	24,279	85.81%	4,014	14.19%	2,246	14.07%	13,374	83.77%	329	2.06%	17	0.11%

	Governor 2012: Dalton-McCrory-Howe								Lieutenant Governor 2012: Coleman-Forest				US Senate 2014: Tillis-Hagan-Haugh							
District	Dem	Dem %	Rep	Rep %	Lib	Lib %	Write-In	Write-In %	Dem	Dem %	Rep	Rep %	Rep	Rep %	Dem	Dem %	Lib	Lib %	Write-In	Write-In %
22A	23,811	25.55%	67,803	72.76%	1,543	1.66%	27	0.03%	30,707	33.88%	59,935	66.12%	39,177	62.77%	19,388	31.07%	3,635	5.82%	209	0.33%
22B	22,550	24.67%	66,966	73.28%	1,855	2.03%	18	0.02%	27,314	30.49%	62,260	69.51%	38,792	68.19%	15,607	27.43%	2,390	4.20%	103	0.18%
23	15,545	24.46%	46,658	73.41%	1,342	2.11%	15	0.02%	18,697	30.39%	42,822	69.61%	29,029	66.65%	11,834	27.17%	2,570	5.90%	121	0.28%
24	22,193	36.07%	37,240	60.53%	2,079	3.38%	16	0.03%	24,938	42.11%	34,290	57.89%	23,676	54.87%	17,195	39.85%	2,218	5.14%	64	0.15%
25A	19,268	26.98%	50,743	71.05%	1,392	1.95%	18	0.03%	25,347	36.54%	44,029	63.46%	27,512	60.26%	15,095	33.06%	2,926	6.41%	124	0.27%
25B	18,347	26.50%	49,721	71.80%	1,163	1.68%	15	0.02%	23,300	34.41%	44,421	65.59%	27,425	62.27%	14,283	32.43%	2,213	5.02%	123	0.28%
26A	49,928	78.23%	12,794	20.05%	1,081	1.69%	21	0.03%	54,240	86.55%	8,431	13.45%	4,091	11.93%	29,446	85.90%	707	2.06%	34	0.10%
26B	74,014	52.61%	63,885	45.41%	2,725	1.94%	53	0.04%	88,589	64.65%	48,432	35.35%	25,981	32.37%	52,128	64.94%	2,050	2.55%	111	0.14%
26C	88,353	37.79%	141,523	60.53%	3,884	1.66%	45	0.02%	111,305	48.98%	115,920	51.02%	65,213	47.02%	69,297	49.97%	3,868	2.79%	309	0.22%
27A	26,877	29.82%	61,844	68.61%	1,394	1.55%	18	0.02%	32,869	37.43%	54,934	62.57%	33,167	60.54%	19,060	34.79%	2,426	4.43%	129	0.24%
27B	24,419	30.61%	54,210	67.95%	1,132	1.42%	15	0.02%	28,718	36.98%	48,930	63.02%	31,378	60.67%	17,662	34.15%	2,551	4.93%	132	0.26%
28	64,382	51.02%	57,539	45.60%	4,222	3.35%	35	0.03%	69,854	56.50%	53,781	43.50%	33,872	38.99%	49,455	56.92%	3,446	3.97%	106	0.12%
29A	17,827	38.18%	27,910	59.77%	947	2.03%	9	0.02%	17,074	37.82%	28,068	62.18%	18,639	61.11%	10,026	32.87%	1,796	5.89%	40	0.13%
29B	26,749	34.04%	49,751	63.31%	2,055	2.62%	28	0.04%	29,642	38.51%	47,337	61.49%	32,849	57.66%	21,738	38.15%	2,312	4.06%	76	0.13%
30A	14,630	33.02%	28,091	63.41%	1,563	3.53%	18	0.04%	16,038	37.17%	27,115	62.83%	20,257	60.53%	11,335	33.87%	1,829	5.47%	46	0.14%
30B	18,353	41.61%	24,444	55.42%	1,303	2.95%	9	0.02%	20,315	47.23%	22,701	52.77%	14,823	49.97%	13,259	44.70%	1,514	5.10%	69	0.23%
Totals:	1,925,270	43.18%	2,437,224	54.67%	94,512	2.12%	1,191	0.03%	2,174,021	49.88%	2,184,891	50.12%	1,416,834	48.84%	1,370,303	47.23%	108,779	3.75%	5,251	0.18%

G.S. 7A-41, Superior Court, Effective 1/1/19: President 2016, US Senate 2016, Governor 2016

	US President 2016: Trump-Clinton-Johnson								US Senate 2016: Burr-Ross-Haugh						Governor 2016: Cooper-McCrory-Cecil					
District	Rep	Rep %	Dem	Dem %	Lib	Lib %	Write-In	Write-In %	Rep	Rep %	Dem	Dem %	Lib	Lib %	Dem	Dem %	Rep	Rep %	Lib	Lib %
1	43,201	58.66%	27,589	37.46%	2,169	2.95%	687	0.93%	42,588	59.07%	27,487	38.13%	2,017	2.80%	28,928	39.93%	41,948	57.90%	1,568	2.16%
2	25,252	54.82%	19,774	42.93%	726	1.58%	312	0.68%	24,844	54.66%	19,121	42.07%	1,488	3.27%	19,710	43.08%	25,522	55.79%	516	1.13%
3A	35,647	44.35%	41,728	51.91%	2,160	2.69%	850	1.06%	37,106	46.67%	39,969	50.27%	2,432	3.06%	41,825	52.41%	36,658	45.93%	1,322	1.66%
3B	58,542	63.89%	30,012	32.76%	2,242	2.45%	829	0.90%	58,109	64.13%	28,994	32.00%	3,512	3.88%	30,960	34.02%	58,265	64.02%	1,788	1.96%
4A	30,029	57.84%	20,895	40.25%	712	1.37%	283	0.55%	29,732	58.02%	20,283	39.58%	1,228	2.40%	20,796	40.34%	30,202	58.59%	549	1.07%
4B	37,125	64.98%	17,512	30.65%	1,926	3.37%	573	1.00%	36,186	64.48%	17,027	30.34%	2,907	5.18%	17,990	31.93%	36,687	65.12%	1,658	2.94%
5A	13,909	38.59%	20,513	56.91%	1,138	3.16%	487	1.35%	13,762	38.94%	19,888	56.28%	1,689	4.78%	21,571	60.80%	12,819	36.13%	1,089	3.07%
5B	33,603	58.25%	21,416	37.12%	1,959	3.40%	709	1.23%	33,949	59.70%	20,522	36.09%	2,399	4.22%	24,054	42.14%	31,475	55.14%	1,548	2.71%
5C	25,452	55.32%	18,377	39.94%	1,535	3.34%	645	1.40%	25,605	56.41%	17,647	38.88%	2,138	4.71%	20,905	45.84%	23,419	51.35%	1,279	2.80%
6A	8,922	36.07%	15,436	62.41%	280	1.13%	94	0.38%	8,879	36.16%	15,268	62.18%	409	1.67%	15,689	63.79%	8,719	35.45%	187	0.76%
6B	10,122	34.57%	18,749	64.04%	294	1.00%	114	0.39%	10,059	34.97%	18,291	63.59%	413	1.44%	18,212	62.91%	10,535	36.39%	203	0.70%
7A	23,319	48.92%	23,235	48.75%	750	1.57%	361	0.76%	23,450	49.39%	23,093	48.64%	933	1.97%	24,646	51.74%	22,486	47.20%	506	1.06%
7B	3,751	20.81%	14,017	77.76%	169	0.94%	88	0.49%	3,791	21.27%	13,754	77.17%	278	1.56%	13,888	77.61%	3,855	21.54%	151	0.84%
7C	22,041	48.98%	21,870	48.60%	782	1.74%	303	0.67%	22,203	49.68%	21,528	48.17%	961	2.15%	22,745	50.66%	21,695	48.32%	455	1.01%
8A	17,865	52.02%	15,801	46.01%	484	1.41%	194	0.56%	17,675	52.12%	15,403	45.42%	835	2.46%	15,637	45.84%	18,133	53.15%	345	1.01%
8B	27,540	54.33%	21,770	42.95%	963	1.90%	416	0.82%	27,530	54.95%	21,286	42.48%	1,288	2.57%	21,859	43.41%	27,821	55.24%	680	1.35%
9	51,691	48.24%	52,264	48.77%	2,233	2.08%	975	0.91%	51,513	48.48%	51,801	48.75%	2,953	2.78%	54,518	51.07%	50,578	47.38%	1,647	1.54%
10A	25,501	31.02%	51,549	62.70%	3,546	4.31%	1,624	1.98%	29,335	35.90%	49,474	60.55%	2,894	3.54%	54,090	65.94%	25,775	31.42%	2,165	2.64%
10B	12,231	18.09%	52,798	78.08%	1,688	2.50%	903	1.34%	13,440	20.00%	51,981	77.34%	1,787	2.66%	53,230	79.03%	12,866	19.10%	1,254	1.86%
10C	46,656	45.68%	49,575	48.54%	3,825	3.75%	2,076	2.03%	51,792	50.94%	46,834	46.07%	3,038	2.99%	52,544	51.48%	47,420	46.46%	2,097	2.05%
10D	32,516	34.04%	57,582	60.28%	3,658	3.83%	1,771	1.85%	38,134	40.15%	53,996	56.85%	2,845	3.00%	59,519	62.45%	33,650	35.31%	2,139	2.24%
10E	32,127	39.29%	45,886	56.12%	2,549	3.12%	1,199	1.47%	33,703	41.45%	45,067	55.43%	2,535	3.12%	47,764	58.50%	32,286	39.54%	1,594	1.95%
10F	47,051	47.83%	45,346	46.10%	4,194	4.26%	1,773	1.80%	51,385	52.57%	42,934	43.92%	3,435	3.51%	48,408	49.30%	47,359	48.24%	2,415	2.46%
11A	41,326	58.08%	27,206	38.24%	1,936	2.72%	681	0.96%	40,840	57.88%	27,213	38.57%	2,503	3.55%	29,035	41.03%	40,139	56.73%	1,585	2.24%
11B	54,372	63.29%	28,362	33.01%	2,347	2.73%	828	0.96%	53,977	63.32%	28,279	33.17%	2,988	3.51%	31,182	36.40%	52,921	61.77%	1,567	1.83%
12A	13,174	36.91%	21,217	59.44%	958	2.68%	347	0.97%	13,496	38.32%	20,491	58.19%	1,229	3.49%	20,663	58.54%	13,755	38.97%	880	2.49%
12B	5,038	20.84%	18,319	75.77%	584	2.42%	235	0.97%	5,272	22.10%	17,850	74.84%	729	3.06%	17,677	74.23%	5,595	23.50%	541	2.27%
12C	33,053	48.87%	32,069	47.42%	1,831	2.71%	681	1.01%	33,134	49.58%	31,392	46.97%	2,308	3.45%	32,109	47.92%	33,412	49.86%	1,488	2.22%
13A	22,822	57.59%	16,118	40.68%	518	1.31%	168	0.42%	21,878	56.30%	15,839	40.76%	1,144	2.94%	16,576	42.36%	22,051	56.36%	500	1.28%
13B	42,720	62.50%	23,282	34.06%	1,717	2.51%	632	0.92%	42,113	62.57%	22,370	33.24%	2,824	4.20%	25,286	37.41%	40,726	60.26%	1,574	2.33%
14A	2,805	9.07%	26,970	87.22%	667	2.16%	481	1.56%	3,630	11.80%	26,500	86.15%	629	2.04%	27,065	87.88%	3,256	10.57%	478	1.55%
14B	25,464	20.45%	93,677	75.24%	3,320	2.67%	2,049	1.65%	29,984	24.22%	90,825	73.36%	2,991	2.42%	94,491	76.20%	27,383	22.08%	2,131	1.72%
15A	38,815	54.55%	29,833	41.93%	1,795	2.52%	714	1.00%	39,380	55.76%	28,873	40.88%	2,368	3.35%	32,032	45.23%	37,501	52.96%	1,283	1.81%
15B	35,663	29.19%	80,987	66.28%	3,534	2.89%	2,005	1.64%	39,933	32.86%	78,407	64.52%	3,177	2.61%	83,440	68.47%	36,205	29.71%	2,211	1.81%
16A	28,897	46.58%	31,412	50.64%	1,295	2.09%	428	0.69%	27,890	45.87%	30,952	50.90%	1,965	3.23%	31,844	52.04%	28,240	46.15%	1,102	1.80%
16B	20,638	50.93%	18,817	46.44%	795	1.96%	270	0.67%	19,677	50.02%	18,862	47.95%	798	2.03%	18,348	45.98%	21,177	53.07%	379	0.95%
17A	32,857	61.59%	19,020	35.65%	1,085	2.03%	387	0.73%	32,149	60.86%	18,864	35.71%	1,813	3.43%	21,369	40.34%	30,594	57.76%	1,006	1.90%
17B	40,635	74.48%	12,127	22.23%	1,303	2.39%	496	0.91%	39,703	73.41%	12,253	22.66%	2,126	3.93%	15,758	29.05%	37,312	68.79%	1,171	2.16%
18A	7,982	25.16%	22,910	72.21%	511	1.61%	324	1.02%	8,264	26.35%	22,351	71.27%	747	2.38%	22,964	73.11%	7,919	25.21%	527	1.68%
18B	21,769	42.35%	27,680	53.85%	1,384	2.69%	573	1.11%	22,552	44.42%	26,497	52.19%	1,717	3.38%	28,765	56.54%	20,909	41.10%	1,205	2.37%
18C	36,387	48.12%	35,694	47.21%	2,389	3.16%	1,143	1.51%	38,892	51.77%	33,929	45.16%	2,308	3.07%	38,755	51.46%	34,900	46.34%	1,654	2.20%
18D	10,641	24.30%	31,411	71.73%	1,104	2.52%	632	1.44%	11,409	26.35%	30,551	70.56%	1,335	3.08%	32,196	74.11%	10,319	23.75%	929	2.14%
18E	21,040	38.88%	31,074	57.43%	1,343	2.48%	655	1.21%	21,984	40.98%	30,129	56.17%	1,529	2.85%	32,514	60.45%	20,210	37.58%	1,061	1.97%
19A	53,818	57.69%	35,522	38.08%	2,786	2.99%	1,163	1.25%	53,722	58.16%	34,268	37.10%	4,383	4.74%	37,919	40.82%	52,531	56.55%	2,441	2.63%
19B	56,560	74.31%	17,344	22.79%	1,606	2.11%	605	0.79%	54,886	72.77%	17,414	23.09%	3,128	4.15%	21,032	27.79%	53,026	70.05%	1,635	2.16%
19C	42,810	66.51%	19,400	30.14%	1,517	2.36%	642	1.00%	41,230	64.75%	19,227	30.19%	3,222	5.06%	21,631	33.76%	40,812	63.70%	1,630	2.54%
19D	30,489	62.62%	16,328	33.53%	1,355	2.78%	518	1.06%	30,722	63.56%	16,058	33.22%	1,556	3.22%	17,791	36.70%	29,689	61.25%	991	2.04%
20A	21,964	73.42%	7,094	23.71%	664	2.22%	195	0.65%	20,831	70.27%	7,255	24.47%	1,560	5.26%	8,163	27.38%	21,054	70.61%	601	2.02%
20B	66,707	63.10%	34,337	32.48%	3,327	3.15%	1,339	1.27%	67,893	65.04%	32,116	30.76%	4,385	4.20%	35,921	34.19%	66,739	63.53%	2,388	2.27%
21A	29,594	50.06%	26,452	44.74%	2,069	3.50%	1,003	1.70%	32,373	54.99%	24,562	41.72%	1,935	3.29%	28,877	48.98%	28,758	48.78%	1,319	2.24%
21B	10,683	29.07%	24,455	66.54%	1,088	2.96%	524	1.43%	11,755	32.30%	23,482	64.52%	1,157	3.18%	24,976	68.69%	10,501	28.88%	885	2.43%
21C	31,452	57.28%	20,880	38.03%	1,783	3.25%	792	1.44%	33,240	60.77%	19,586	35.81%	1,873	3.42%	23,330	42.61%	30,098	54.97%	1,325	2.42%

G.S. 7A-41, Superior Court, Effective 1/1/19: President 2016, US Senate 2016, Governor 2016

	US President 2016: Trump-Clinton-Johnson								US Senate 2016: Burr-Ross-Haugh						Governor 2016: Cooper-McCrory-Cecil					
District	Rep	Rep %	Dem	Dem %	Lib	Lib %	Write-In	Write-In %	Rep	Rep %	Dem	Dem %	Lib	Lib %	Dem	Dem %	Rep	Rep %	Lib	Lib %
21D	4,262	15.47%	22,665	82.27%	435	1.58%	188	0.68%	4,651	17.06%	22,029	80.82%	578	2.12%	22,493	82.49%	4,313	15.82%	461	1.69%
22A	68,647	68.08%	28,501	28.26%	2,622	2.60%	1,068	1.06%	66,396	66.63%	28,083	28.18%	5,177	5.19%	33,233	33.16%	64,171	64.04%	2,806	2.80%
22B	69,919	72.37%	23,379	24.20%	2,490	2.58%	824	0.85%	69,103	72.16%	22,870	23.88%	3,792	3.96%	28,383	29.52%	65,581	68.21%	2,184	2.27%
23	50,860	75.17%	14,606	21.59%	1,506	2.23%	691	1.02%	49,537	73.84%	14,824	22.10%	2,726	4.06%	18,259	27.06%	47,864	70.92%	1,363	2.02%
24	39,445	58.39%	24,545	36.33%	2,236	3.31%	1,333	1.97%	38,520	57.92%	25,094	37.73%	2,896	4.35%	28,352	42.24%	36,813	54.84%	1,963	2.92%
25A	52,859	70.25%	19,678	26.15%	1,837	2.44%	868	1.15%	50,702	68.21%	20,013	26.92%	3,619	4.87%	23,431	31.29%	49,642	66.30%	1,803	2.41%
25B	48,307	66.80%	21,201	29.32%	1,973	2.73%	838	1.16%	47,213	66.12%	20,731	29.03%	3,461	4.85%	23,750	33.07%	46,253	64.40%	1,815	2.53%
26A	8,925	13.74%	53,498	82.35%	1,717	2.64%	825	1.27%	10,702	16.74%	51,083	79.89%	2,158	3.37%	52,823	82.28%	9,776	15.23%	1,601	2.49%
26B	39,723	27.16%	99,112	67.76%	4,961	3.39%	2,475	1.69%	46,258	31.94%	93,441	64.51%	5,146	3.55%	99,366	68.31%	42,567	29.26%	3,532	2.43%
26C	105,230	41.54%	135,469	53.47%	8,692	3.43%	3,946	1.56%	114,581	45.71%	126,376	50.42%	9,686	3.86%	138,715	55.09%	106,413	42.26%	6,684	2.65%
27A	61,798	64.09%	31,177	32.33%	2,445	2.54%	1,011	1.05%	60,298	63.29%	30,582	32.10%	4,388	4.61%	33,708	35.16%	60,006	62.60%	2,146	2.24%
27B	57,283	67.64%	24,861	29.35%	1,821	2.15%	729	0.86%	55,359	66.14%	24,823	29.66%	3,518	4.20%	27,445	32.58%	55,105	65.41%	1,699	2.02%
28	55,715	40.10%	75,449	54.30%	4,286	3.08%	3,494	2.51%	56,089	40.79%	75,891	55.19%	5,533	4.02%	81,872	59.31%	51,876	37.58%	4,294	3.11%
29A	36,439	72.61%	12,179	24.27%	1,020	2.03%	544	1.08%	34,037	69.05%	13,141	26.66%	2,112	4.28%	15,534	31.35%	32,721	66.03%	1,300	2.62%
29B	53,097	61.05%	30,120	34.63%	2,387	2.74%	1,375	1.58%	52,069	60.62%	30,512	35.53%	3,307	3.85%	34,359	39.90%	49,373	57.34%	2,377	2.76%
30A	34,256	71.05%	12,067	25.03%	1,270	2.63%	624	1.29%	31,914	67.74%	13,251	28.13%	1,949	4.14%	15,487	32.73%	30,317	64.07%	1,517	3.21%
30B	28,716	58.29%	18,118	36.78%	1,638	3.33%	788	1.60%	27,431	56.39%	18,909	38.87%	2,303	4.73%	21,974	44.97%	25,343	51.87%	1,542	3.16%
Totals:	2,359,749	49.90%	2,180,316	46.10%	129,929	2.75%	59,397	1.26%	2,392,439	51.13%	2,119,696	45.30%	167,190	3.57%	2,300,381	48.95%	2,296,039	48.86%	102,729	2.19%

	Lieutenant Governor 2016: Forest-Coleman-Cole						Attorney General 2016: Stein-Newton			
District	Rep	Rep %	Dem	Dem %	Lib	Lib %	Dem	Dem %	Rep	Rep %
1	41,383	58.08%	27,791	39.01%	2,074	2.91%	29,267	41.81%	40,740	58.19%
2	24,324	54.32%	19,611	43.79%	847	1.89%	20,901	47.15%	23,428	52.85%
3A	36,380	46.47%	39,926	50.99%	1,989	2.54%	42,335	54.50%	35,349	45.50%
3B	57,464	64.37%	29,461	33.00%	2,347	2.63%	31,586	35.67%	56,959	64.33%
4A	29,178	57.88%	20,397	40.46%	836	1.66%	21,888	43.91%	27,959	56.09%
4B	35,422	64.57%	17,156	31.27%	2,282	4.16%	18,930	34.93%	35,264	65.07%
5A	13,704	39.56%	19,519	56.35%	1,417	4.09%	21,333	62.07%	13,037	37.93%
5B	33,980	60.99%	19,793	35.53%	1,940	3.48%	23,152	41.92%	32,075	58.08%
5C	25,582	57.59%	17,138	38.58%	1,704	3.84%	20,222	45.93%	23,809	54.07%
6A	8,690	35.75%	15,313	63.00%	305	1.25%	15,935	65.90%	8,246	34.10%
6B	9,657	34.07%	18,361	64.78%	324	1.14%	18,773	66.98%	9,255	33.02%
7A	23,422	49.75%	22,963	48.78%	691	1.47%	24,158	51.34%	22,898	48.66%
7B	3,692	20.85%	13,786	77.85%	230	1.30%	13,954	78.98%	3,714	21.02%
7C	22,028	49.84%	21,430	48.49%	738	1.67%	22,754	51.52%	21,409	48.48%
8A	17,396	51.82%	15,640	46.59%	531	1.58%	16,488	49.66%	16,715	50.34%
8B	27,413	55.53%	21,021	42.58%	933	1.89%	22,724	46.42%	26,226	53.58%
9	51,294	48.92%	51,437	49.06%	2,116	2.02%	55,988	53.92%	47,844	46.08%
10A	29,140	36.37%	47,758	59.60%	3,227	4.03%	52,703	66.27%	26,819	33.73%
10B	13,328	20.06%	51,288	77.18%	1,833	2.76%	53,275	80.90%	12,581	19.10%
10C	52,490	52.31%	44,964	44.81%	2,884	2.87%	50,536	50.95%	48,648	49.05%
10D	37,716	40.41%	52,487	56.23%	3,133	3.36%	57,966	62.58%	34,662	37.42%
10E	33,957	42.19%	44,328	55.07%	2,204	2.74%	47,794	59.98%	31,884	40.02%
10F	51,144	53.26%	41,727	43.46%	3,148	3.28%	46,341	48.72%	48,782	51.28%
11A	41,071	58.83%	26,874	38.50%	1,866	2.67%	30,078	43.52%	39,035	56.48%
11B	54,748	65.02%	27,276	32.40%	2,173	2.58%	31,485	37.74%	51,938	62.26%
12A	13,122	37.80%	20,384	58.71%	1,211	3.49%	21,594	62.42%	13,003	37.58%
12B	5,057	21.52%	17,659	75.16%	780	3.32%	18,144	77.81%	5,175	22.19%
12C	32,554	49.50%	31,081	47.26%	2,129	3.24%	33,635	51.45%	31,739	48.55%
13A	21,127	55.43%	16,332	42.85%	658	1.73%	18,459	48.90%	19,287	51.10%
13B	42,291	63.83%	22,235	33.56%	1,726	2.61%	26,195	39.89%	39,468	60.11%
14A	3,516	11.54%	26,184	85.98%	755	2.48%	27,046	89.13%	3,297	10.87%
14B	29,705	24.33%	89,185	73.06%	3,183	2.61%	93,744	77.24%	27,623	22.76%
15A	39,400	56.52%	28,247	40.52%	2,061	2.96%	31,692	45.78%	37,542	54.22%
15B	39,577	33.12%	76,646	64.14%	3,271	2.74%	81,625	68.71%	37,164	31.29%
16A	26,808	45.02%	31,182	52.36%	1,563	2.62%	33,359	56.53%	25,657	43.47%
16B	17,779	46.32%	19,771	51.51%	836	2.18%	21,213	55.87%	16,754	44.13%
17A	31,623	60.90%	19,145	36.87%	1,162	2.24%	21,186	41.06%	30,407	58.94%
17B	38,890	73.36%	12,775	24.10%	1,344	2.54%	15,410	29.18%	37,405	70.82%
18A	8,042	25.96%	22,249	71.82%	689	2.22%	22,849	74.19%	7,951	25.81%
18B	22,177	44.48%	26,161	52.47%	1,524	3.06%	28,103	56.62%	21,529	43.38%
18C	38,496	52.14%	33,206	44.97%	2,134	2.89%	36,755	50.04%	36,689	49.96%
18D	11,120	26.07%	30,036	70.42%	1,496	3.51%	31,755	74.83%	10,680	25.17%
18E	21,627	40.87%	29,882	56.47%	1,406	2.66%	31,977	60.81%	20,606	39.19%
19A	54,841	60.27%	33,227	36.52%	2,925	3.21%	38,199	42.36%	51,987	57.64%
19B	55,239	74.25%	17,359	23.33%	1,795	2.41%	20,506	27.74%	53,415	72.26%
19C	42,102	67.03%	18,919	30.12%	1,789	2.85%	22,850	36.63%	39,532	63.37%
19D	30,831	64.78%	15,555	32.68%	1,210	2.54%	17,352	36.81%	29,791	63.19%
20A	21,584	73.97%	6,860	23.51%	734	2.52%	8,793	30.40%	20,136	69.60%
20B	69,243	67.37%	30,605	29.78%	2,928	2.85%	36,022	35.38%	65,799	64.62%
21A	31,659	54.77%	24,488	42.36%	1,659	2.87%	27,800	48.33%	29,722	51.67%
21B	11,291	31.68%	23,224	65.16%	1,128	3.16%	24,657	69.54%	10,802	30.46%
21C	32,689	60.85%	19,448	36.20%	1,587	2.95%	22,649	42.36%	30,817	57.64%

G.S. 7A-41, Superior Court, Effective 1/1/19: Lieutenant Governor 2016, Attorney General 2016

	Lieutenant Governor 2016: Forest-Coleman-Cole						Attorney General 2016: Stein-Newton			
District	Rep	Rep %	Dem	Dem %	Lib	Lib %	Dem	Dem %	Rep	Rep %
21D	4,342	16.15%	21,974	81.72%	575	2.14%	22,494	83.97%	4,295	16.03%
22A	68,255	69.62%	26,923	27.46%	2,860	2.92%	33,209	34.17%	63,968	65.83%
22B	68,742	72.98%	22,962	24.38%	2,484	2.64%	27,334	29.13%	66,486	70.87%
23	49,285	74.91%	14,936	22.70%	1,569	2.38%	18,499	28.41%	46,619	71.59%
24	38,044	58.57%	24,430	37.61%	2,485	3.83%	27,733	43.22%	36,427	56.78%
25A	52,209	71.07%	19,470	26.51%	1,778	2.42%	24,879	34.16%	47,945	65.84%
25B	48,466	68.84%	19,825	28.16%	2,112	3.00%	24,488	34.98%	45,508	65.02%
26A	10,551	16.75%	50,285	79.81%	2,167	3.44%	52,259	83.43%	10,379	16.57%
26B	46,654	32.71%	90,882	63.73%	5,079	3.56%	97,991	69.17%	43,670	30.83%
26C	116,861	47.37%	121,550	49.27%	8,273	3.35%	135,297	55.30%	109,355	44.70%
27A	62,528	66.34%	29,237	31.02%	2,482	2.63%	34,674	37.17%	58,599	62.83%
27B	56,985	68.84%	23,853	28.82%	1,935	2.34%	29,013	35.41%	52,910	64.59%
28	54,553	40.34%	74,995	55.46%	5,675	4.20%	80,424	59.94%	53,745	40.06%
29A	34,392	70.73%	12,763	26.25%	1,472	3.03%	14,669	30.47%	33,469	69.53%
29B	52,730	62.18%	29,507	34.79%	2,569	3.03%	32,269	38.37%	51,823	61.63%
30A	31,532	68.07%	13,203	28.50%	1,590	3.43%	14,433	31.56%	31,293	68.44%
30B	27,497	57.30%	18,690	38.95%	1,800	3.75%	21,055	44.25%	26,532	55.75%
Totals:	2,390,619	51.88%	2,084,975	45.25%	132,360	2.87%	2,294,855	50.20%	2,276,276	49.80%

G.S. 7A-41, Superior Court, Effective 1/1/19: Court of Appeals 2016

	Dietz Seat: Dietz-Rozier				Geer Seat: Murphy-Eagles-Buie						Hunter Seat: Hunter-Jones				Stephens Seat: Berger-Stephens				Zachary Seat: Zachary-Mitchell			
District	Rep	Rep %	Dem	Dem %	Rep	Rep %	Dem	Dem %	Una	Una %	Rep	Rep %	Dem	Dem %	Rep	Rep %	Dem	Dem %	Rep	Rep %	Dem	Dem %
1	40,601	60.13%	26,918	39.87%	37,715	55.60%	26,534	39.11%	3,588	5.29%	41,476	61.11%	26,395	38.89%	38,591	56.72%	29,445	43.28%	40,793	60.57%	26,561	39.43%
2	23,508	55.34%	18,975	44.66%	22,259	51.95%	18,801	43.88%	1,785	4.17%	24,349	56.80%	18,516	43.20%	22,665	52.88%	20,197	47.12%	23,387	55.19%	18,985	44.81%
3A	35,983	47.85%	39,220	52.15%	33,912	44.72%	38,039	50.16%	3,889	5.13%	36,772	48.67%	38,789	51.33%	34,098	45.33%	41,118	54.67%	36,224	48.35%	38,699	51.65%
3B	56,245	66.47%	28,368	33.53%	52,927	61.96%	28,109	32.90%	4,390	5.14%	57,225	67.15%	27,993	32.85%	54,191	63.41%	31,272	36.59%	56,290	66.88%	27,873	33.12%
4A	27,068	56.81%	20,582	43.19%	26,541	55.10%	19,836	41.18%	1,794	3.72%	28,313	58.96%	19,708	41.04%	26,626	55.35%	21,481	44.65%	27,476	57.94%	19,944	42.06%
4B	34,410	66.70%	17,182	33.30%	31,568	60.42%	16,442	31.47%	4,237	8.11%	34,917	67.19%	17,054	32.81%	33,716	64.10%	18,881	35.90%	34,700	67.53%	16,682	32.47%
5A	13,341	40.71%	19,431	59.29%	12,086	36.65%	18,251	55.34%	2,640	8.01%	13,706	41.83%	19,062	58.17%	12,756	38.63%	20,267	61.37%	13,778	42.25%	18,835	57.75%
5B	33,118	63.33%	19,175	36.67%	30,515	57.96%	18,466	35.07%	3,671	6.97%	33,610	64.21%	18,733	35.79%	31,531	59.76%	21,236	40.24%	33,449	64.39%	18,496	35.61%
5C	25,112	60.42%	16,452	39.58%	22,785	54.45%	15,849	37.87%	3,213	7.68%	25,407	61.18%	16,122	38.82%	23,599	56.15%	18,432	43.85%	25,416	61.64%	15,817	38.36%
6A	8,313	35.60%	15,040	64.40%	7,863	33.37%	15,061	63.91%	641	2.72%	8,631	36.70%	14,886	63.30%	7,922	33.58%	15,666	66.42%	8,312	35.68%	14,983	64.32%
6B	8,926	33.47%	17,741	66.53%	8,498	31.50%	17,818	66.04%	665	2.46%	9,319	34.56%	17,644	65.44%	8,578	31.83%	18,368	68.17%	8,962	33.61%	17,699	66.39%
7A	23,037	50.31%	22,754	49.69%	21,684	47.01%	22,973	49.81%	1,467	3.18%	23,557	51.16%	22,486	48.84%	22,062	48.01%	23,890	51.99%	23,183	50.72%	22,524	49.28%
7B	3,639	21.24%	13,494	78.76%	3,358	19.99%	12,933	77.01%	504	3.00%	3,742	21.71%	13,498	78.29%	3,470	20.12%	13,776	79.88%	3,608	21.05%	13,533	78.95%
7C	21,166	50.14%	21,052	49.86%	19,668	46.26%	21,487	50.54%	1,363	3.21%	21,890	51.43%	20,675	48.57%	20,340	47.56%	22,431	52.44%	21,296	50.58%	20,811	49.42%
8A	16,354	51.39%	15,471	48.61%	15,781	49.17%	15,152	47.21%	1,165	3.63%	16,843	52.60%	15,179	47.40%	15,789	49.26%	16,261	50.74%	16,280	51.46%	15,359	48.54%
8B	25,866	55.21%	20,982	44.79%	24,614	52.03%	20,659	43.67%	2,038	4.31%	26,741	56.61%	20,498	43.39%	25,140	53.87%	21,532	46.13%	26,298	56.55%	20,209	43.45%
9	49,382	49.15%	51,092	50.85%	45,421	44.82%	51,202	50.53%	4,713	4.65%	50,871	50.32%	50,228	49.68%	47,116	46.06%	55,176	53.94%	49,532	49.48%	50,573	50.52%
10A	29,517	38.86%	46,438	61.14%	25,449	33.15%	46,151	60.11%	5,179	6.75%	30,534	40.03%	45,749	59.97%	26,630	34.55%	50,445	65.45%	30,390	40.27%	45,081	59.73%
10B	13,261	20.78%	50,558	79.22%	11,574	18.01%	49,162	76.51%	3,516	5.47%	13,674	21.36%	50,342	78.64%	12,165	18.85%	52,367	81.15%	13,906	21.91%	49,550	78.09%
10C	51,555	54.23%	43,506	45.77%	46,726	48.67%	44,422	46.27%	4,852	5.05%	52,544	54.99%	43,016	45.01%	48,187	49.86%	48,456	50.14%	52,698	55.71%	41,902	44.29%
10D	38,141	43.06%	50,431	56.94%	33,293	37.20%	51,047	57.03%	5,165	5.77%	39,587	44.48%	49,422	55.52%	34,459	38.28%	55,548	61.72%	39,124	44.39%	49,005	55.61%
10E	33,020	42.99%	43,787	57.01%	30,124	38.89%	42,985	55.50%	4,346	5.61%	33,842	43.83%	43,363	56.17%	31,140	39.95%	46,808	60.05%	33,944	44.47%	42,390	55.53%
10F	50,994	55.96%	40,133	44.04%	46,448	50.47%	40,490	44.00%	5,092	5.53%	52,036	56.89%	39,425	43.11%	47,832	51.67%	44,737	48.33%	52,289	57.63%	38,449	42.37%
11A	39,008	59.23%	26,851	40.77%	35,641	53.71%	25,862	38.98%	4,851	7.31%	39,970	60.50%	26,091	39.50%	36,810	55.25%	29,809	44.75%	39,553	60.23%	26,114	39.77%
11B	51,384	64.77%	27,951	35.23%	48,543	60.52%	26,978	33.64%	4,684	5.84%	53,292	66.78%	26,508	33.22%	49,443	61.17%	31,386	38.83%	52,675	66.69%	26,308	33.31%
12A	13,144	39.01%	20,547	60.99%	11,787	34.92%	19,776	58.59%	2,188	6.48%	13,443	39.89%	20,253	60.11%	12,395	36.62%	21,449	63.38%	13,452	40.02%	20,165	59.98%
12B	5,173	22.66%	17,651	77.34%	4,543	19.87%	17,045	74.54%	1,279	5.59%	5,313	23.26%	17,530	76.74%	4,851	21.12%	18,116	78.88%	5,355	23.49%	17,442	76.51%
12C	32,014	50.41%	31,498	49.59%	29,246	45.91%	30,309	47.58%	4,145	6.51%	33,044	51.96%	30,547	48.04%	30,561	47.80%	33,368	52.20%	32,710	51.60%	30,685	48.40%
13A	18,353	50.78%	17,786	49.22%	18,462	50.98%	16,033	44.28%	1,717	4.74%	20,050	55.54%	16,050	44.46%	18,871	52.07%	17,371	47.93%	18,997	53.33%	16,622	46.67%
13B	41,405	65.53%	21,784	34.47%	38,573	60.77%	21,358	33.65%	3,541	5.58%	42,213	66.75%	21,023	33.25%	39,576	62.39%	23,861	37.61%	42,019	66.82%	20,862	33.18%
14A	3,785	12.72%	25,965	87.28%	3,035	10.16%	25,526	85.49%	1,298	4.35%	3,920	13.16%	25,872	86.84%	3,294	10.98						

G.S. 7A-41, Superior Court, Effective 1/1/19: Court of Appeals 2016

	Dietz Seat: Dietz-Rozier				Geer Seat: Murphy-Eagles-Buie						Hunter Seat: Hunter-Jones				Stephens Seat: Berger-Stephens				Zachary Seat: Zachary-Mitchell			
District	Rep	Rep %	Dem	Dem %	Rep	Rep %	Dem	Dem %	Una	Una %	Rep	Rep %	Dem	Dem %	Rep	Rep %	Dem	Dem %	Rep	Rep %	Dem	Dem %
21D	4,535	17.42%	21,499	82.58%	3,936	15.00%	20,929	79.78%	1,368	5.21%	4,564	17.50%	21,517	82.50%	4,298	16.36%	21,977	83.64%	4,624	17.81%	21,336	82.19%
22A	65,907	71.08%	26,816	28.92%	60,749	64.89%	26,487	28.29%	6,379	6.81%	66,527	71.35%	26,711	28.65%	63,007	67.44%	30,413	32.56%	65,690	71.07%	26,745	28.93%
22B	68,515	75.68%	22,014	24.32%	63,251	69.59%	22,244	24.47%	5,397	5.94%	69,176	76.19%	21,617	23.81%	66,847	73.06%	24,647	26.94%	68,332	75.66%	21,985	24.34%
23	47,581	76.17%	14,882	23.83%	44,340	70.48%	14,283	22.70%	4,287	6.81%	48,403	77.07%	14,398	22.93%	46,150	73.10%	16,983	26.90%	48,052	76.65%	14,636	23.35%
24	36,685	60.68%	23,774	39.32%	34,076	55.69%	22,506	36.78%	4,605	7.53%	37,192	61.95%	22,840	38.05%	35,460	57.86%	25,831	42.14%	36,229	60.14%	24,010	39.86%
25A	50,947	71.97%	19,846	28.03%	47,079	66.25%	19,647	27.65%	4,342	6.11%	51,133	72.08%	19,805	27.92%	47,852	67.32%	23,230	32.68%	49,991	70.88%	20,542	29.12%
25B	47,834	70.99%	19,548	29.01%	43,780	64.53%	19,776	29.15%	4,287	6.32%	47,936	70.95%	19,631	29.05%	45,151	66.72%	22,518	33.28%	47,268	70.41%	19,863	29.59%
26A	11,035	18.29%	49,301	81.71%	9,166	15.10%	48,123	79.29%	3,407	5.61%	11,181	18.47%	49,368	81.53%	9,780	16.14%	50,812	83.86%	11,003	18.17%	49,569	81.83%
26B	48,325	35.69%	87,086	64.31%	41,224	30.26%	86,795	63.72%	8,199	6.02%	49,936	36.76%	85,895	63.24%	42,953	31.52%	93,303	68.48%	46,790	34.57%	88,557	65.43%
26C	117,167	50.30%	115,752	49.70%	104,319	44.54%	116,663	49.81%	13,236	5.65%	119,128	50.99%	114,497	49.01%	107,450	45.96%	126,328	54.04%	115,604	49.67%	117,149	50.33%
27A	59,508	66.90%	29,442	33.10%	55,460	61.77%	29,167	32.49%	5,156	5.74%	60,089	67.25%	29,264	32.75%	57,118	63.56%	32,743	36.44%	59,024	66.70%	29,473	33.30%
27B	54,885	69.55%	24,033	30.45%	51,057	64.10%	24,152	30.32%	4,444	5.58%	55,426	69.83%	23,946	30.17%	52,754	66.27%	26,846	33.73%	54,278	69.04%	24,339	30.96%
28	56,594	43.84%	72,486	56.16%	50,923	39.21%	70,274	54.11%	8,681	6.68%	59,409	45.87%	70,105	54.13%	52,438	40.44%	77,229	59.56%	56,451	43.91%	72,124	56.09%
29A	34,000	72.85%	12,670	27.15%	31,639	67.60%	12,247	26.17%	2,915	6.23%	34,902	74.14%	12,176	25.86%	32,274	69.27%	14,316	30.73%	33,235	71.64%	13,155	28.36%
29B	52,821	65.06%	28,366	34.94%	49,220	60.24%	28,186	34.50%	4,297	5.26%	53,147	65.31%	28,229	34.69%	49,947	61.35%	31,470	38.65%	52,599	64.88%	28,470	35.12%
30A	31,158	71.15%	12,636	28.85%	29,554	66.85%	12,055	27.27%	2,600	5.88%	31,328	71.32%	12,601	28.68%	29,675	67.29%	14,426	32.71%	30,674	70.37%	12,914	29.63%
30B	27,516	60.04%	18,317	39.96%	26,587	57.29%	16,908	36.43%	2,911	6.27%	27,697	60.22%	18,296	39.78%	25,692	55.84%	20,316	44.16%	27,106	59.27%	18,625	40.73%
Totals:	2,350,800	53.54%	2,040,100	46.46%	2,156,688	48.77%	2,013,586	45.53%	252,225	5.70%	2,400,169	54.44%	2,008,351	45.56%	2,231,049	50.31%	2,203,187	49.69%	2,358,465	53.88%	2,018,808	46.12%

	2010 Census		US Senate 2010: Marshall-Burr-Beitler								US President 2012: Obama-Romney-Johnson							
District	Total Pop	18+ Pop	Dem	Dem %	Rep	Rep %	Lib	Lib %	Write-In	Write-In %	Dem	Dem %	Rep	Rep %	Lib	Lib %	Write-In	Write-In %
1	148,551	115,423	17,353	38.82%	26,332	58.91%	998	2.23%	16	0.04%	31,806	44.49%	38,738	54.19%	831	1.16%	114	0.16%
2	95,709	74,833	14,140	43.82%	17,533	54.34%	577	1.79%	18	0.06%	21,783	46.50%	24,691	52.71%	286	0.61%	83	0.18%
3A	168,148	130,350	19,784	47.60%	21,276	51.19%	487	1.17%	19	0.05%	41,768	53.11%	36,162	45.98%	608	0.77%	110	0.14%
3B	183,118	143,986	17,393	31.26%	37,109	66.70%	1,070	1.92%	63	0.11%	31,516	35.91%	55,323	63.03%	761	0.87%	168	0.19%
4A	132,089	98,734	14,947	43.12%	19,243	55.52%	462	1.33%	9	0.03%	22,933	44.13%	28,664	55.16%	305	0.59%	63	0.12%
4B	177,772	132,834	8,358	31.68%	17,311	65.62%	699	2.65%	14	0.05%	18,490	35.95%	32,243	62.69%	556	1.08%	146	0.28%
5A	72,774	57,473	11,300	55.74%	8,515	42.00%	450	2.22%	9	0.04%	21,549	61.49%	12,953	36.96%	431	1.23%	112	0.32%
5B	102,450	82,166	10,485	32.25%	21,328	65.60%	685	2.11%	14	0.04%	19,594	38.51%	30,561	60.07%	570	1.12%	150	0.29%
5C	79,660	62,943	9,167	33.20%	17,827	64.56%	604	2.19%	16	0.06%	17,157	40.62%	24,488	57.98%	476	1.13%	114	0.27%
6A	54,691	42,073	8,934	61.55%	5,416	37.31%	163	1.12%	3	0.02%	16,964	65.73%	8,708	33.74%	108	0.42%	29	0.11%
6B	68,050	53,817	12,906	62.87%	7,396	36.03%	219	1.07%	7	0.03%	21,762	68.46%	9,875	31.07%	128	0.40%	22	0.07%
7A	95,840	72,905	14,403	46.41%	16,244	52.34%	381	1.23%	9	0.03%	24,313	50.14%	23,842	49.17%	254	0.52%	83	0.17%
7B	42,776	31,612	9,261	78.04%	2,502	21.08%	103	0.87%	1	0.01%	15,941	81.09%	3,659	18.61%	44	0.22%	14	0.07%
7C	95,010	72,243	14,688	47.82%	15,539	50.59%	484	1.58%	6	0.02%	23,244	50.07%	22,841	49.20%	281	0.61%	57	0.12%
8A	80,857	61,573	10,897	46.72%	12,150	52.09%	269	1.15%	9	0.04%	17,722	48.81%	18,384	50.63%	176	0.48%	29	0.08%
8B	122,623	92,139	12,206	39.46%	18,336	59.28%	383	1.24%	6	0.02%	23,277	45.48%	27,605	53.94%	298	0.58%	0	0.00%
9	226,393	173,285	32,661	50.74%	30,437	47.29%	1,252	1.95%	19	0.03%	55,753	53.21%	48,073	45.88%	744	0.71%	216	0.21%
10A	148,442	121,844	22,673	52.86%	18,998	44.29%	1,204	2.81%	21	0.05%	46,342	59.10%	30,418	38.80%	1,472	1.88%	175	0.22%
10B	144,022	104,408	26,152	74.89%	8,229	23.57%	521	1.49%	18	0.05%	53,113	79.69%	12,883	19.33%	537	0.81%	113	0.17%
10C	154,854	111,920	20,924	37.90%	32,901	59.59%	1,352	2.45%	36	0.07%	40,648	44.09%	50,306	54.57%	1,067	1.16%	166	0.18%
10D	153,253	114,505	22,545	46.62%	24,568	50.81%	1,217	2.52%	26	0.05%	46,863	54.34%	38,048	44.12%	1,184	1.37%	151	0.18%
10E	148,723	108,667	22,955	49.79%	22,158	48.06%	969	2.10%	20	0.04%	43,341	55.90%	33,245	42.88%	834	1.08%	113	0.15%
10F	151,699	105,036	18,075	37.20%	29,278	60.25%	1,224	2.52%	18	0.04%	36,955	43.55%	46,696	55.03%	1,077	1.27%	126	0.15%
11A	172,544	125,857	16,222	39.75%	23,803	58.33%	768	1.88%	14	0.03%	28,132	41.58%	38,723	57.24%	654	0.97%	145	0.21%
11B	168,878	121,908	15,086	32.18%	30,853	65.82%	917	1.96%	20	0.04%	27,080	35.49%	48,253	63.24%	765	1.00%	203	0.27%
12A	90,023	65,331	10,798	54.81%	8,535	43.33%	356	1.81%	10	0.05%	22,229	61.61%	13,470	37.33%	291	0.81%	91	0.25%
12B	75,789	54,541	8,848	75.39%	2,756	23.48%	126	1.07%	7	0.06%	20,135	79.23%	5,110	20.11%	138	0.54%	30	0.12%
12C	153,619	114,018	17,046	45.31%	19,914	52.94%	639	1.70%	18	0.05%	33,428	50.54%	32,086	48.51%	498	0.75%	135	0.20%
13A	93,288	71,639	13,900	48.41%	14,313	49.85%	483	1.68%	18	0.06%	19,051	47.54%	20,651	51.53%	305	0.76%	70	0.17%
13B	107,431	87,270	12,994	33.41%	25,079	64.49%	805	2.07%	12	0.03%	22,038	38.42%	34,743	60.57%	469	0.82%	112	0.20%
14A	57,006	43,544	13,755	84.33%	2,343	14.36%	202	1.24%	11	0.07%	27,374	85.72%	4,267	13.36%	253	0.79%	40	0.13%
14B	210,581	163,722	44,273	68.22%	19,528	30.09%	1,069	1.65%	26	0.04%	83,850	73.16%	29,502	25.74%	1,098	0.96%	154	0.13%
15A	151,131	115,688	15,446	37.21%	25,012	60.25%	1,029	2.48%	25	0.06%	28,875	42.60%	38,170	56.32%	597	0.88%	134	0.20%
15B	197,306	155,496	43,402	61.53%	25,502	36.15%	1,599	2.27%	35	0.05%	72,262	64.41%	38,204	34.05%	1,386	1.24%	339	0.30%
16A	156,696	116,092	19,725	55.32%	15,332	43.00%	578	1.62%	19	0.05%	35,214	56.91%	26,148	42.25%	456	0.74%	64	0.10%
16B	134,168	98,241	12,001	52.46%	10,548	46.11%	316	1.38%	13	0.06%	24,988	58.18%	17,510	40.77%	336	0.78%	112	0.26%
17A	117,362	91,684	11,814	36.60%	19,538	60.52%	909	2.82%	20	0.06%	21,699	40.90%	30,821	58.09%	434	0.82%	105	0.20%
17B	121,074	93,336	9,401	28.52%	22,822	69.23%	735	2.23%	6	0.02%	15,039	29.59%	35,016	68.89%	624	1.23%	148	0.29%
18A	62,406	47,987	11,880	68.88%	5,159	29.91%	199	1.15%	10	0.06%	26,502	76.68%	7,875	22.79%	142	0.41%	42	0.12%
18B	108,936	82,008	11,501	43.32%	14,506	54.64%	513	1.93%	30	0.11%	27,001	53.52%	22,947	45.48%	395	0.78%	111	0.22%
18C	128,853	98,841	15,203	35.65%	26,543	62.25%	876	2.05%	20	0.05%	32,471	44.19%	40,146	54.64%	667	0.91%	190	0.26%
18D	85,509	68,076	12,657	61.33%	7,587	36.76%	369	1.79%	26	0.13%	30,203	71.36%	11,561	27.31%	431	1.02%	130	0.31%
18E	102,702	77,011	13,900	49.21%	13,791	48.83%	544	1.93%	10	0.04%	29,693	56.75%	22,051	42.14%	463	0.88%	120	0.23%
19A	178,011	129,230	15,922	33.35%	30,758	64.43%	1,056	2.21%	0	0.00%	32,818	39.44%	49,511	59.50%	887	1.07%	0	0.00%
19B	169,550	128,090	9,908	24.54%	29,299	72.55%	1,148	2.84%	27	0.07%	19,451	27.09%	51,507	71.75%	725	1.01%	108	0.15%
19C	138,428	105,486	11,939	33.12%	23,146	64.22%	937	2.60%	22	0.06%	22,650	36.35%	38,775	62.23%	655	1.05%	232	0.37%
19D	88,247	69,098	9,071	31.87%	18,806	66.07%	576	2.02%	9	0.03%	16,505	35.56%	29,495	63.55%	342	0.74%	73	0.16%
20A	60,585	46,852	5,268	28.28%	13,001	69.80%	348	1.87%	10	0.05%	8,428	29.42%	19,869	69.36%	298	1.04%	52	0.18%
20B	201,292	140,412	14,184	28.39%	34,656	69.36%	1,093	2.19%	30	0.06%	32,473	34.28%	61,107	64.51%	906	0.96%	242	0.26%
21A	101,546	77,642	11,200	34.38%	20,750	63.70%	614	1.88%	13	0.04%	23,766	42.67%	31,371	56.32%	560	1.01%	0	0.00%
21B	83,940	63,492	10,041	57.11%	7,210	41.01%	323	1.84%	9	0.05%	23,862	66.72%	11,556	32.31%	345	0.96%	0	0.00%
21C	100,594	76,343	9,937	30.80%	21,669	67.16%	655	2.03%	6	0.02%	19,856	37.27%	32,889	61.73%	532	1.00%	0	0.00%
21																		

	2010 Census		US Senate 2010: Marshall-Burr-Beitler								US President 2012: Obama-Romney-Johnson							
District	Total Pop	18+ Pop	Dem	Dem %	Rep	Rep %	Lib	Lib %	Write-In	Write-In %	Dem	Dem %	Rep	Rep %	Lib	Lib %	Write-In	Write-In %
22A	196,635	147,597	16,810	30.33%	37,163	67.05%	1,423	2.57%	31	0.06%	30,687	32.80%	61,552	65.79%	1,010	1.08%	312	0.33%
22B	204,118	155,495	14,610	26.30%	39,676	71.42%	1,244	2.24%	23	0.04%	26,359	28.77%	64,070	69.94%	975	1.06%	201	0.22%
23	146,182	114,172	12,766	28.56%	30,681	68.65%	1,231	2.75%	17	0.04%	17,795	27.99%	44,712	70.33%	841	1.32%	227	0.36%
24	123,037	102,215	16,965	38.45%	25,943	58.79%	1,193	2.70%	25	0.06%	24,952	40.17%	35,775	57.60%	1,111	1.79%	271	0.44%
25A	173,941	134,967	15,418	34.40%	28,178	62.87%	1,200	2.68%	20	0.04%	24,599	34.57%	45,496	63.94%	923	1.30%	132	0.19%
25B	154,358	117,563	12,647	30.55%	27,703	66.91%	1,027	2.48%	26	0.06%	24,064	34.58%	44,534	63.99%	770	1.11%	224	0.32%
26A	151,257	113,836	24,279	84.25%	4,151	14.40%	374	1.30%	13	0.05%	56,489	86.64%	8,167	12.53%	429	0.66%	112	0.17%
26B	301,999	227,638	41,853	57.38%	29,783	40.83%	1,269	1.74%	38	0.05%	92,588	65.29%	47,545	33.53%	1,312	0.93%	372	0.26%
26C	466,372	344,816	51,412	41.57%	69,833	56.46%	2,374	1.92%	64	0.05%	118,055	50.13%	114,743	48.72%	2,151	0.91%	555	0.24%
27A	206,086	156,845	15,470	31.34%	32,726	66.30%	1,163	2.36%	0	0.00%	33,171	36.76%	56,138	62.21%	927	1.03%	0	0.00%
27B	176,343	134,864	17,217	34.64%	31,405	63.18%	1,062	2.14%	22	0.04%	28,083	35.06%	51,059	63.74%	745	0.93%	224	0.28%
28	238,318	189,478	38,995	50.17%	36,605	47.09%	2,076	2.67%	51	0.07%	70,618	55.31%	54,699	42.84%	1,721	1.35%	649	0.51%
29A	112,806	87,797	9,418	30.44%	20,725	66.99%	774	2.50%	20	0.06%	15,405	32.92%	30,729	65.66%	515	1.10%	152	0.32%
29B	160,340	128,611	19,311	34.37%	35,515	63.20%	1,350	2.40%	17	0.03%	29,481	37.08%	48,864	61.45%	912	1.15%	255	0.32%
30A	94,795	75,809	11,787	34.34%	21,223	61.83%	1,292	3.76%	21	0.06%	14,405	32.02%	29,776	66.19%	628	1.40%	176	0.39%
30B	99,307	80,649	13,378	42.94%	16,942	54.38%	820	2.63%	17	0.05%	19,796	44.60%	23,802	53.63%	666	1.50%	121	0.27%
Totals:	9,535,483	7,253,848	1,141,700	43.04%	1,454,082	54.82%	55,554	2.09%	1,263	0.05%	2,171,293	48.33%	2,267,353	50.47%	44,448	0.99%	9,519	0.21%

	Governor 2012: Dalton-McCrory-Howe								Lieutenant Governor 2012: Coleman-Forest				US Senate 2014: Tillis-Hagan-Haugh							
District	Dem	Dem %	Rep	Rep %	Lib	Lib %	Write-In	Write-In %	Dem	Dem %	Rep	Rep %	Rep	Rep %	Dem	Dem %	Lib	Lib %	Write-In	Write-In %
1	31,059	44.44%	36,461	52.17%	2,348	3.36%	15	0.02%	33,689	49.03%	35,016	50.97%	25,732	55.30%	19,526	41.96%	1,243	2.67%	34	0.07%
2	21,249	45.58%	24,700	52.98%	666	1.43%	6	0.01%	23,754	52.12%	21,823	47.88%	16,559	49.17%	15,474	45.95%	1,540	4.57%	104	0.31%
3A	38,808	49.66%	37,944	48.55%	1,384	1.77%	15	0.02%	42,409	55.11%	34,548	44.89%	21,177	46.69%	22,709	50.07%	1,392	3.07%	75	0.17%
3B	28,530	32.65%	57,217	65.47%	1,615	1.85%	26	0.03%	32,786	38.21%	53,018	61.79%	36,899	60.46%	21,609	35.41%	2,340	3.83%	182	0.30%
4A	22,393	43.27%	28,750	55.56%	597	1.15%	9	0.02%	24,358	47.87%	26,524	52.13%	18,150	53.19%	14,605	42.80%	1,319	3.87%	51	0.15%
4B	16,520	32.61%	32,732	64.61%	1,395	2.75%	13	0.03%	19,556	39.59%	29,843	60.41%	19,830	62.97%	10,126	32.15%	1,487	4.72%	50	0.16%
5A	19,449	56.49%	13,930	40.46%	1,043	3.03%	10	0.03%	21,192	63.10%	12,392	36.90%	6,919	33.65%	12,559	61.08%	1,043	5.07%	40	0.19%
5B	16,579	33.02%	32,202	64.14%	1,407	2.80%	14	0.03%	19,415	39.70%	29,484	60.30%	18,906	56.01%	13,083	38.76%	1,700	5.04%	68	0.20%
5C	14,331	34.42%	26,089	62.66%	1,204	2.89%	13	0.03%	16,986	41.95%	23,501	58.05%	14,787	51.98%	12,102	42.54%	1,513	5.32%	45	0.16%
6A	16,771	64.80%	8,894	34.36%	216	0.83%	2	0.01%	17,542	68.48%	8,074	31.52%	6,092	34.94%	10,835	62.14%	497	2.85%	13	0.07%
6B	21,487	68.24%	9,680	30.74%	314	1.00%	7	0.02%	22,462	72.77%	8,405	27.23%	6,188	31.87%	12,798	65.90%	423	2.18%	10	0.05%
7A	23,449	48.45%	24,471	50.56%	475	0.98%	6	0.01%	24,964	52.26%	22,805	47.74%	16,869	49.31%	16,325	47.72%	979	2.86%	37	0.11%
7B	15,555	79.87%	3,806	19.54%	114	0.59%	0	0.00%	15,903	82.21%	3,442	17.79%	2,261	18.89%	9,506	79.44%	192	1.60%	8	0.07%
7C	22,451	48.62%	23,177	50.19%	539	1.17%	8	0.02%	23,979	52.90%	21,351	47.10%	14,646	47.55%	15,255	49.53%	876	2.84%	24	0.08%
8A	17,242	47.84%	18,408	51.07%	384	1.07%	9	0.02%	18,689	52.69%	16,778	47.31%	11,713	48.12%	11,766	48.34%	842	3.46%	18	0.07%
8B	22,073	43.29%	28,220	55.34%	683	1.34%	16	0.03%	23,920	47.62%	26,311	52.38%	17,865	54.21%	14,009	42.51%	1,041	3.16%	43	0.13%
9	52,154	50.15%	50,041	48.12%	1,772	1.70%	27	0.03%	57,307	56.37%	44,351	43.63%	30,861	44.32%	36,053	51.78%	2,601	3.74%	117	0.17%
10A	40,257	52.02%	34,162	44.14%	2,949	3.81%	25	0.03%	44,958	59.70%	30,348	40.30%	18,020	35.78%	30,477	60.51%	1,775	3.52%	96	0.19%
10B	49,409	74.47%	15,505	23.37%	1,422	2.14%	12	0.02%	52,716	80.33%	12,908	19.67%	7,771	18.85%	32,374	78.53%	1,021	2.48%	61	0.15%
10C	34,014	37.19%	55,164	60.32%	2,255	2.47%	26	0.03%	38,844	43.35%	50,759	56.65%	33,635	51.66%	29,640	45.53%	1,736	2.67%	94	0.14%
10D	40,060	46.93%	42,636	49.95%	2,636	3.09%	24	0.03%	45,144	54.22%	38,120	45.78%	24,296	41.37%	32,669	55.62%	1,677	2.86%	90	0.15%
10E	39,066	50.59%	36,324	47.04%	1,818	2.35%	14	0.02%	43,281	56.96%	32,704	43.04%	21,291	41.22%	28,717	55.59%	1,542	2.99%	104	0.20%
10F	31,016	36.83%	50,793	60.31%	2,379	2.82%	26	0.03%	35,830	43.62%	46,318	56.38%	31,223	52.62%	26,156	44.08%	1,837	3.10%	124	0.21%
11A	26,116	38.79%	39,817	59.14%	1,367	2.03%	27	0.04%	29,592	44.78%	36,489	55.22%	23,378	54.59%	17,531	40.93%	1,842	4.30%	76	0.18%
11B	24,498	32.22%	50,047	65.81%	1,477	1.94%	20	0.03%	28,269	37.93%	46,251	62.07%	30,520	61.15%	17,235	34.53%	2,054	4.12%	99	0.20%
12A	20,678	58.12%	14,003	39.36%	887	2.49%	9	0.03%	22,214	63.44%	12,804	36.56%	8,080	38.66%	12,165	58.20%	633	3.03%	24	0.11%
12B	18,807	75.71%	5,536	22.28%	492	1.98%	7	0.03%	19,695	79.88%	4,960	20.12%	2,811	20.81%	10,337	76.53%	341	2.52%	18	0.13%
12C	31,195	47.76%	32,771	50.17%	1,338	2.05%	18	0.03%	34,416	53.62%	29,771	46.38%	19,919	48.49%	19,625	47.78%	1,472	3.58%	61	0.15%
13A	19,794	49.83%	19,364	48.75%	558	1.40%	6	0.02%	22,100	56.97%	16,695	43.03%	12,091	45.99%	12,538	47.69%	1,610	6.12%	49	0.19%
13B	18,652	32.85%	36,907	65.00%	1,217	2.14%	6	0.01%	22,577	40.62%	33,006	59.38%	22,882	56.02%	15,739	38.54%	2,164	5.30%	58	0.14%
14A	25,581	81.01%	5,332	16.89%	649	2.06%	16	0.05%	26,842	86.14%	4,320	13.86%	1,926	10.51%	16,078	87.72%	311	1.70%	14	0.08%
14B	76,952	67.95%	33,135	29.26%	3,104	2.74%	52	0.05%	81,830	73.59%	29,362	26.41%	17,902	23.87%	55,430	73.90%	1,580	2.11%	92	0.12%
15A	25,624	38.18%	40,044	59.67%	1,433	2.14%	12	0.02%	28,500	43.28%	37,350	56.72%	24,380	55.00%	18,145	40.93%	1,730	3.90%	73	0.16%
15B	65,604	59.22%	42,009	37.92%	3,103	2.80%	63	0.06%	70,358	64.96%	37,947	35.04%	24,700	30.65%	53,699	66.63%	2,120	2.63%	72	0.09%
16A	33,216	54.25%	26,868	43.88%	1,107	1.81%	34	0.06%	37,173	62.36%	22,433	37.64%	16,210	40.34%	22,263	55.40%	1,639	4.08%	72	0.18%
16B	25,474	60.13%	16,113	38.03%	762	1.80%	16	0.04%	28,015	67.49%	13,494	32.51%	10,751	43.47%	13,086	52.91%	856	3.46%	38	0.15%
17A	20,230	38.43%	31,426	59.70%	970	1.84%	11	0.02%	22,775	44.27%	28,673	55.73%	19,475	55.23%	13,996	39.69%	1,710	4.85%	79	0.22%
17B	13,430	26.47%	36,178	71.31%	1,109	2.19%	15	0.03%	16,329	33.07%	33,053	66.93%	21,756	65.11%	9,638	28.85%	1,925	5.76%	94	0.28%
18A	24,850	72.81%	8,779	25.72%	491	1.44%	9	0.03%	25,965	76.87%	7,813	23.13%	5,303	26.23%	14,480	71.62%	413	2.04%	21	0.10%
18B	24,090	48.23%	24,876	49.80%	964	1.93%	18	0.04%	26,364	53.95%	22,506	46.05%	15,059	47.04%	16,088	50.25%	827	2.58%	40	0.12%
18C	27,388	37.60%	43,735	60.03%	1,706	2.34%	21	0.03%	31,133	43.78%	39,975	56.22%	27,141	53.01%	22,753	44.44%	1,235	2.41%	69	0.13%
18D	27,160	65.04%	13,367	32.01%	1,212	2.90%	20	0.05%	29,536	72.04%	11,465	27.96%	7,020	27.55%	17,841	70.01%	589	2.31%	32	0.13%
18E	26,872	51.80%	23,903	46.07%	1,082	2.09%	24	0.05%	29,319	57.69%	21,505	42.31%	14,075	40.77%	19,557	56.65%	851	2.46%	42	0.12%
19A	24,800	29.82%	56,839	68.34%	1,535	1.85%	0	0.00%	32,733	40.57%	47,943	59.43%	29,331	56.71%	20,025	38.72%	2,211	4.27%	156	0.30%
19B	17,235	24.00%	53,256	74.15%	1,329	1.85%	6	0.01%	20,328	28.94%	49,916	71.06%	31,203	69.58%	11,518	25.68%	2,036	4.54%	88	0.20%
19C	18,066	29.12%	42,947	69.23%	1,010	1.63%	13	0.02%	22,285	36.79%	38,294	63.21%	23,230	59.49%	13,532	34.66%	2,189	5.61%	96	0.25%
19D	14,792	32.15%	30,460	66.21%	742	1.61%	14	0.03%	16,444	36.52%	28,581	63.48%	20,470	62.23%	11,330	34.45%	1,064	3.23%	28	0.09%
20A	6,719	23.49%	21,490	75.12%	396	1.38%	4	0.01%	8,862	31.89%	18,929	68.11%	12,490	64.97%	5,428	28.23%	1,247	6.49%	60	0.31%
20B	24,407	25.94%	68,095	72.38%	1,549	1.65%	24	0.03%	31,338	34.23%	60,206	65.77%	37,601	63.84%	19,057	32.36%	2,032	3.45%	207	0.35%
21A	19,970	35.89%	34,351	61.74%	1,303	2.34%	12	0.02%	23,074	42.55%	31,148	57.45%	19,964	54.42%	15,538	42.36%	1,102	3.00%	79	0.22%
21B	21,525	60.70%	13,056	36.82%	869	2.45%	11	0.03%	23,304	66.96%	11,497	33.04%	6,494	31.10%	13,799	66.08%	553	2.65%	37	0.18%
21C	16,969	31.81%	35,302	66.18%	1,059	1.99%	13	0.02%	19,741	37.96%	32,262	62.04%	20,855	59.12%	13,297	37.70%	1,047	2.97%	76	0.22%
21D	23,408	81.84%	4,790	16.75%	397	1.39%	7	0.02%	24,279	85.81%	4,014	14.19%	2,246	14.07%	13,374	83.77%	329	2.06%	17	0.11%

	Governor 2012: Dalton-McCrory-Howe								Lieutenant Governor 2012: Coleman-Forest				US Senate 2014: Tillis-Hagan-Haugh							
District	Dem	Dem %	Rep	Rep %	Lib	Lib %	Write-In	Write-In %	Dem	Dem %	Rep	Rep %	Rep	Rep %	Dem	Dem %	Lib	Lib %	Write-In	Write-In %
22A	23,811	25.55%	67,803	72.76%	1,543	1.66%	27	0.03%	30,707	33.88%	59,935	66.12%	39,177	62.77%	19,388	31.07%	3,635	5.82%	209	0.33%
22B	22,550	24.67%	66,966	73.28%	1,855	2.03%	18	0.02%	27,314	30.49%	62,260	69.51%	38,792	68.19%	15,607	27.43%	2,390	4.20%	103	0.18%
23	15,545	24.46%	46,658	73.41%	1,342	2.11%	15	0.02%	18,697	30.39%	42,822	69.61%	29,029	66.65%	11,834	27.17%	2,570	5.90%	121	0.28%
24	22,193	36.07%	37,240	60.53%	2,079	3.38%	16	0.03%	24,938	42.11%	34,290	57.89%	23,676	54.87%	17,195	39.85%	2,218	5.14%	64	0.15%
25A	19,268	26.98%	50,743	71.05%	1,392	1.95%	18	0.03%	25,347	36.54%	44,029	63.46%	27,512	60.26%	15,095	33.06%	2,926	6.41%	124	0.27%
25B	18,347	26.50%	49,721	71.80%	1,163	1.68%	15	0.02%	23,300	34.41%	44,421	65.59%	27,425	62.27%	14,283	32.43%	2,213	5.02%	123	0.28%
26A	49,928	78.23%	12,794	20.05%	1,081	1.69%	21	0.03%	54,240	86.55%	8,431	13.45%	4,091	11.93%	29,446	85.90%	707	2.06%	34	0.10%
26B	74,014	52.61%	63,885	45.41%	2,725	1.94%	53	0.04%	88,589	64.65%	48,432	35.35%	25,981	32.37%	52,128	64.94%	2,050	2.55%	111	0.14%
26C	88,353	37.79%	141,523	60.53%	3,884	1.66%	45	0.02%	111,305	48.98%	115,920	51.02%	65,213	47.02%	69,297	49.97%	3,868	2.79%	309	0.22%
27A	26,877	29.82%	61,844	68.61%	1,394	1.55%	18	0.02%	32,869	37.43%	54,934	62.57%	33,167	60.54%	19,060	34.79%	2,426	4.43%	129	0.24%
27B	24,419	30.61%	54,210	67.95%	1,132	1.42%	15	0.02%	28,718	36.98%	48,930	63.02%	31,378	60.67%	17,662	34.15%	2,551	4.93%	132	0.26%
28	64,382	51.02%	57,539	45.60%	4,222	3.35%	35	0.03%	69,854	56.50%	53,781	43.50%	33,872	38.99%	49,455	56.92%	3,446	3.97%	106	0.12%
29A	17,827	38.18%	27,910	59.77%	947	2.03%	9	0.02%	17,074	37.82%	28,068	62.18%	18,639	61.11%	10,026	32.87%	1,796	5.89%	40	0.13%
29B	26,749	34.04%	49,751	63.31%	2,055	2.62%	28	0.04%	29,642	38.51%	47,337	61.49%	32,849	57.66%	21,738	38.15%	2,312	4.06%	76	0.13%
30A	14,630	33.02%	28,091	63.41%	1,563	3.53%	18	0.04%	16,038	37.17%	27,115	62.83%	20,257	60.53%	11,335	33.87%	1,829	5.47%	46	0.14%
30B	18,353	41.61%	24,444	55.42%	1,303	2.95%	9	0.02%	20,315	47.23%	22,701	52.77%	14,823	49.97%	13,259	44.70%	1,514	5.10%	69	0.23%
Totals:	1,925,270	43.18%	2,437,224	54.67%	94,512	2.12%	1,191	0.03%	2,174,021	49.88%	2,184,891	50.12%	1,416,834	48.84%	1,370,303	47.23%	108,779	3.75%	5,251	0.18%

G.S. 7A-41, Superior Court, Effective 1/1/19: President 2016, US Senate 2016, Governor 2016

	US President 2016: Trump-Clinton-Johnson								US Senate 2016: Burr-Ross-Haugh						Governor 2016: Cooper-McCrory-Cecil					
District	Rep	Rep %	Dem	Dem %	Lib	Lib %	Write-In	Write-In %	Rep	Rep %	Dem	Dem %	Lib	Lib %	Dem	Dem %	Rep	Rep %	Lib	Lib %
1	43,201	58.66%	27,589	37.46%	2,169	2.95%	687	0.93%	42,588	59.07%	27,487	38.13%	2,017	2.80%	28,928	39.93%	41,948	57.90%	1,568	2.16%
2	25,252	54.82%	19,774	42.93%	726	1.58%	312	0.68%	24,844	54.66%	19,121	42.07%	1,488	3.27%	19,710	43.08%	25,522	55.79%	516	1.13%
3A	35,647	44.35%	41,728	51.91%	2,160	2.69%	850	1.06%	37,106	46.67%	39,969	50.27%	2,432	3.06%	41,825	52.41%	36,658	45.93%	1,322	1.66%
3B	58,542	63.89%	30,012	32.76%	2,242	2.45%	829	0.90%	58,109	64.13%	28,994	32.00%	3,512	3.88%	30,960	34.02%	58,265	64.02%	1,788	1.96%
4A	30,029	57.84%	20,895	40.25%	712	1.37%	283	0.55%	29,732	58.02%	20,283	39.58%	1,228	2.40%	20,796	40.34%	30,202	58.59%	549	1.07%
4B	37,125	64.98%	17,512	30.65%	1,926	3.37%	573	1.00%	36,186	64.48%	17,027	30.34%	2,907	5.18%	17,990	31.93%	36,687	65.12%	1,658	2.94%
5A	13,909	38.59%	20,513	56.91%	1,138	3.16%	487	1.35%	13,762	38.94%	19,888	56.28%	1,689	4.78%	21,571	60.80%	12,819	36.13%	1,089	3.07%
5B	33,603	58.25%	21,416	37.12%	1,959	3.40%	709	1.23%	33,949	59.70%	20,522	36.09%	2,399	4.22%	24,054	42.14%	31,475	55.14%	1,548	2.71%
5C	25,452	55.32%	18,377	39.94%	1,535	3.34%	645	1.40%	25,605	56.41%	17,647	38.88%	2,138	4.71%	20,905	45.84%	23,419	51.35%	1,279	2.80%
6A	8,922	36.07%	15,436	62.41%	280	1.13%	94	0.38%	8,879	36.16%	15,268	62.18%	409	1.67%	15,689	63.79%	8,719	35.45%	187	0.76%
6B	10,122	34.57%	18,749	64.04%	294	1.00%	114	0.39%	10,059	34.97%	18,291	63.59%	413	1.44%	18,212	62.91%	10,535	36.39%	203	0.70%
7A	23,319	48.92%	23,235	48.75%	750	1.57%	361	0.76%	23,450	49.39%	23,093	48.64%	933	1.97%	24,646	51.74%	22,486	47.20%	506	1.06%
7B	3,751	20.81%	14,017	77.76%	169	0.94%	88	0.49%	3,791	21.27%	13,754	77.17%	278	1.56%	13,888	77.61%	3,855	21.54%	151	0.84%
7C	22,041	48.98%	21,870	48.60%	782	1.74%	303	0.67%	22,203	49.68%	21,528	48.17%	961	2.15%	22,745	50.66%	21,695	48.32%	455	1.01%
8A	17,865	52.02%	15,801	46.01%	484	1.41%	194	0.56%	17,675	52.12%	15,403	45.42%	835	2.46%	15,637	45.84%	18,133	53.15%	345	1.01%
8B	27,540	54.33%	21,770	42.95%	963	1.90%	416	0.82%	27,530	54.95%	21,286	42.48%	1,288	2.57%	21,859	43.41%	27,821	55.24%	680	1.35%
9	51,691	48.24%	52,264	48.77%	2,233	2.08%	975	0.91%	51,513	48.48%	51,801	48.75%	2,953	2.78%	54,518	51.07%	50,578	47.38%	1,647	1.54%
10A	25,501	31.02%	51,549	62.70%	3,546	4.31%	1,624	1.98%	29,335	35.90%	49,474	60.55%	2,894	3.54%	54,090	65.94%	25,775	31.42%	2,165	2.64%
10B	12,231	18.09%	52,798	78.08%	1,688	2.50%	903	1.34%	13,440	20.00%	51,981	77.34%	1,787	2.66%	53,230	79.03%	12,866	19.10%	1,254	1.86%
10C	46,656	45.68%	49,575	48.54%	3,825	3.75%	2,076	2.03%	51,792	50.94%	46,834	46.07%	3,038	2.99%	52,544	51.48%	47,420	46.46%	2,097	2.05%
10D	32,516	34.04%	57,582	60.28%	3,658	3.83%	1,771	1.85%	38,134	40.15%	53,996	56.85%	2,845	3.00%	59,519	62.45%	33,650	35.31%	2,139	2.24%
10E	32,127	39.29%	45,886	56.12%	2,549	3.12%	1,199	1.47%	33,703	41.45%	45,067	55.43%	2,535	3.12%	47,764	58.50%	32,286	39.54%	1,594	1.95%
10F	47,051	47.83%	45,346	46.10%	4,194	4.26%	1,773	1.80%	51,385	52.57%	42,934	43.92%	3,435	3.51%	48,408	49.30%	47,359	48.24%	2,415	2.46%
11A	41,326	58.08%	27,206	38.24%	1,936	2.72%	681	0.96%	40,840	57.88%	27,213	38.57%	2,503	3.55%	29,035	41.03%	40,139	56.73%	1,585	2.24%
11B	54,372	63.29%	28,362	33.01%	2,347	2.73%	828	0.96%	53,977	63.32%	28,279	33.17%	2,988	3.51%	31,182	36.40%	52,921	61.77%	1,567	1.83%
12A	13,174	36.91%	21,217	59.44%	958	2.68%	347	0.97%	13,496	38.32%	20,491	58.19%	1,229	3.49%	20,663	58.54%	13,755	38.97%	880	2.49%
12B	5,038	20.84%	18,319	75.77%	584	2.42%	235	0.97%	5,272	22.10%	17,850	74.84%	729	3.06%	17,677	74.23%	5,595	23.50%	541	2.27%
12C	33,053	48.87%	32,069	47.42%	1,831	2.71%	681	1.01%	33,134	49.58%	31,392	46.97%	2,308	3.45%	32,109	47.92%	33,412	49.86%	1,488	2.22%
13A	22,822	57.59%	16,118	40.68%	518	1.31%	168	0.42%	21,878	56.30%	15,839	40.76%	1,144	2.94%	16,576	42.36%	22,051	56.36%	500	1.28%
13B	42,720	62.50%	23,282	34.06%	1,717	2.51%	632	0.92%	42,113	62.57%	22,370	33.24%	2,824	4.20%	25,286	37.41%	40,726	60.26%	1,574	2.33%
14A	2,805	9.07%	26,970	87.22%	667	2.16%	481	1.56%	3,630	11.80%	26,500	86.15%	629	2.04%	27,065	87.88%	3,256	10.57%	478	1.55%
14B	25,464	20.45%	93,677	75.24%	3,320	2.67%	2,049	1.65%	29,984	24.22%	90,825	73.36%	2,991	2.42%	94,491	76.20%	27,383	22.08%	2,131	1.72%
15A	38,815	54.55%	29,833	41.93%	1,795	2.52%	714	1.00%	39,380	55.76%	28,873	40.88%	2,368	3.35%	32,032	45.23%	37,501	52.96%	1,283	1.81%
15B	35,663	29.19%	80,987	66.28%	3,534	2.89%	2,005	1.64%	39,933	32.86%	78,407	64.52%	3,177	2.61%	83,440	68.47%	36,205	29.71%	2,211	1.81%
16A	28,897	46.58%	31,412	50.64%	1,295	2.09%	428	0.69%	27,890	45.87%	30,952	50.90%	1,965	3.23%	31,844	52.04%	28,240	46.15%	1,102	1.80%
16B	20,638	50.93%	18,817	46.44%	795	1.96%	270	0.67%	19,677	50.02%	18,862	47.95%	798	2.03%	18,348	45.98%	21,177	53.07%	379	0.95%
17A	32,857	61.59%	19,020	35.65%	1,085	2.03%	387	0.73%	32,149	60.86%	18,864	35.71%	1,813	3.43%	21,369	40.34%	30,594	57.76%	1,006	1.90%
17B	40,635	74.48%	12,127	22.23%	1,303	2.39%	496	0.91%	39,703	73.41%	12,253	22.66%	2,126	3.93%	15,758	29.05%	37,312	68.79%	1,171	2.16%
18A	7,982	25.16%	22,910	72.21%	511	1.61%	324	1.02%	8,264	26.35%	22,351	71.27%	747	2.38%	22,964	73.11%	7,919	25.21%	527	1.68%
18B	21,769	42.35%	27,680	53.85%	1,384	2.69%	573	1.11%	22,552	44.42%	26,497	52.19%	1,717	3.38%	28,765	56.54%	20,909	41.10%	1,205	2.37%
18C	36,387	48.12%	35,694	47.21%	2,389	3.16%	1,143	1.51%	38,892	51.77%	33,929	45.16%	2,308	3.07%	38,755	51.46%	34,900	46.34%	1,654	2.20%
18D	10,641	24.30%	31,411	71.73%	1,104	2.52%	632	1.44%	11,409	26.35%	30,551	70.56%	1,335	3.08%	32,196	74.11%	10,319	23.75%	929	2.14%
18E	21,040	38.88%	31,074	57.43%	1,343	2.48%	655	1.21%	21,984	40.98%	30,129	56.17%	1,529	2.85%	32,514	60.45%	20,210	37.58%	1,061	1.97%
19A	53,818	57.69%	35,522	38.08%	2,786	2.99%	1,163	1.25%	53,722	58.16%	34,268	37.10%	4,383	4.74%	37,919	40.82%	52,531	56.55%	2,441	2.63%
19B	56,560	74.31%	17,344	22.79%	1,606	2.11%	605	0.79%	54,886	72.77%	17,414	23.09%	3,128	4.15%	21,032	27.79%	53,026	70.05%	1,635	2.16%
19C	42,810	66.51%	19,400	30.14%	1,517	2.36%	642	1.00%	41,230	64.75%	19,227	30.19%	3,222	5.06%	21,631	33.76%	40,812	63.70%	1,630	2.54%
19D	30,489	62.62%	16,328	33.53%	1,355	2.78%	518	1.06%	30,722	63.56%	16,058	33.22%	1,556	3.22%	17,791	36.70%	29,689	61.25%	991	2.04%
20A	21,964	73.42%	7,094	23.71%	664	2.22%	195	0.65%	20,831	70.27%	7,255	24.47%	1,560	5.26%	8,163	27.38%	21,054	70.61%	601	2.02%
20B	66,707	63.10%	34,337	32.48%	3,327	3.15%	1,339	1.27%	67,893	65.04%	32,116	30.76%	4,385	4.20%	35,921	34.19%	66,739	63.53%	2,388	2.27%
21A	29,594	50.06%	26,452	44.74%	2,069	3.50%	1,003	1.70%	32,373	54.99%	24,562	41.72%	1,935	3.29%	28,877	48.98%	28,758	48.78%	1,319	2.24%
21B	10,683	29.07%	24,455	66.54%	1,088	2.96%	524	1.43%	11,755	32.30%	23,482	64.52%	1,157	3.18%	24,976	68.69%	10,501	28.88%	885	2.43%
21C	31,452	57.28%	20,880	38.03%	1,783	3.25%	792	1.44%	33,240	60.77%	19,586	35.81%	1,873	3.42%	23,330	42.61%	30,098	54.97%	1,325	2.42%

G.S. 7A-41, Superior Court, Effective 1/1/19: President 2016, US Senate 2016, Governor 2016

	US President 2016: Trump-Clinton-Johnson								US Senate 2016: Burr-Ross-Haugh						Governor 2016: Cooper-McCrory-Cecil					
District	Rep	Rep %	Dem	Dem %	Lib	Lib %	Write-In	Write-In %	Rep	Rep %	Dem	Dem %	Lib	Lib %	Dem	Dem %	Rep	Rep %	Lib	Lib %
21D	4,262	15.47%	22,665	82.27%	435	1.58%	188	0.68%	4,651	17.06%	22,029	80.82%	578	2.12%	22,493	82.49%	4,313	15.82%	461	1.69%
22A	68,647	68.08%	28,501	28.26%	2,622	2.60%	1,068	1.06%	66,396	66.63%	28,083	28.18%	5,177	5.19%	33,233	33.16%	64,171	64.04%	2,806	2.80%
22B	69,919	72.37%	23,379	24.20%	2,490	2.58%	824	0.85%	69,103	72.16%	22,870	23.88%	3,792	3.96%	28,383	29.52%	65,581	68.21%	2,184	2.27%
23	50,860	75.17%	14,606	21.59%	1,506	2.23%	691	1.02%	49,537	73.84%	14,824	22.10%	2,726	4.06%	18,259	27.06%	47,864	70.92%	1,363	2.02%
24	39,445	58.39%	24,545	36.33%	2,236	3.31%	1,333	1.97%	38,520	57.92%	25,094	37.73%	2,896	4.35%	28,352	42.24%	36,813	54.84%	1,963	2.92%
25A	52,859	70.25%	19,678	26.15%	1,837	2.44%	868	1.15%	50,702	68.21%	20,013	26.92%	3,619	4.87%	23,431	31.29%	49,642	66.30%	1,803	2.41%
25B	48,307	66.80%	21,201	29.32%	1,973	2.73%	838	1.16%	47,213	66.12%	20,731	29.03%	3,461	4.85%	23,750	33.07%	46,253	64.40%	1,815	2.53%
26A	8,925	13.74%	53,498	82.35%	1,717	2.64%	825	1.27%	10,702	16.74%	51,083	79.89%	2,158	3.37%	52,823	82.28%	9,776	15.23%	1,601	2.49%
26B	39,723	27.16%	99,112	67.76%	4,961	3.39%	2,475	1.69%	46,258	31.94%	93,441	64.51%	5,146	3.55%	99,366	68.31%	42,567	29.26%	3,532	2.43%
26C	105,230	41.54%	135,469	53.47%	8,692	3.43%	3,946	1.56%	114,581	45.71%	126,376	50.42%	9,686	3.86%	138,715	55.09%	106,413	42.26%	6,684	2.65%
27A	61,798	64.09%	31,177	32.33%	2,445	2.54%	1,011	1.05%	60,298	63.29%	30,582	32.10%	4,388	4.61%	33,708	35.16%	60,006	62.60%	2,146	2.24%
27B	57,283	67.64%	24,861	29.35%	1,821	2.15%	729	0.86%	55,359	66.14%	24,823	29.66%	3,518	4.20%	27,445	32.58%	55,105	65.41%	1,699	2.02%
28	55,715	40.10%	75,449	54.30%	4,286	3.08%	3,494	2.51%	56,089	40.79%	75,891	55.19%	5,533	4.02%	81,872	59.31%	51,876	37.58%	4,294	3.11%
29A	36,439	72.61%	12,179	24.27%	1,020	2.03%	544	1.08%	34,037	69.05%	13,141	26.66%	2,112	4.28%	15,534	31.35%	32,721	66.03%	1,300	2.62%
29B	53,097	61.05%	30,120	34.63%	2,387	2.74%	1,375	1.58%	52,069	60.62%	30,512	35.53%	3,307	3.85%	34,359	39.90%	49,373	57.34%	2,377	2.76%
30A	34,256	71.05%	12,067	25.03%	1,270	2.63%	624	1.29%	31,914	67.74%	13,251	28.13%	1,949	4.14%	15,487	32.73%	30,317	64.07%	1,517	3.21%
30B	28,716	58.29%	18,118	36.78%	1,638	3.33%	788	1.60%	27,431	56.39%	18,909	38.87%	2,303	4.73%	21,974	44.97%	25,343	51.87%	1,542	3.16%
Totals:	2,359,749	49.90%	2,180,316	46.10%	129,929	2.75%	59,397	1.26%	2,392,439	51.13%	2,119,696	45.30%	167,190	3.57%	2,300,381	48.95%	2,296,039	48.86%	102,729	2.19%

G.S. 7A-41, Superior Court, Effective 1/1/19: Lieutenant Governor 2016, Attorney General 2016

	Lieutenant Governor 2016: Forest-Coleman-Cole						Attorney General 2016: Stein-Newton			
District	Rep	Rep %	Dem	Dem %	Lib	Lib %	Dem	Dem %	Rep	Rep %
1	41,383	58.08%	27,791	39.01%	2,074	2.91%	29,267	41.81%	40,740	58.19%
2	24,324	54.32%	19,611	43.79%	847	1.89%	20,901	47.15%	23,428	52.85%
3A	36,380	46.47%	39,926	50.99%	1,989	2.54%	42,335	54.50%	35,349	45.50%
3B	57,464	64.37%	29,461	33.00%	2,347	2.63%	31,586	35.67%	56,959	64.33%
4A	29,178	57.88%	20,397	40.46%	836	1.66%	21,888	43.91%	27,959	56.09%
4B	35,422	64.57%	17,156	31.27%	2,282	4.16%	18,930	34.93%	35,264	65.07%
5A	13,704	39.56%	19,519	56.35%	1,417	4.09%	21,333	62.07%	13,037	37.93%
5B	33,980	60.99%	19,793	35.53%	1,940	3.48%	23,152	41.92%	32,075	58.08%
5C	25,582	57.59%	17,138	38.58%	1,704	3.84%	20,222	45.93%	23,809	54.07%
6A	8,690	35.75%	15,313	63.00%	305	1.25%	15,935	65.90%	8,246	34.10%
6B	9,657	34.07%	18,361	64.78%	324	1.14%	18,773	66.98%	9,255	33.02%
7A	23,422	49.75%	22,963	48.78%	691	1.47%	24,158	51.34%	22,898	48.66%
7B	3,692	20.85%	13,786	77.85%	230	1.30%	13,954	78.98%	3,714	21.02%
7C	22,028	49.84%	21,430	48.49%	738	1.67%	22,754	51.52%	21,409	48.48%
8A	17,396	51.82%	15,640	46.59%	531	1.58%	16,488	49.66%	16,715	50.34%
8B	27,413	55.53%	21,021	42.58%	933	1.89%	22,724	46.42%	26,226	53.58%
9	51,294	48.92%	51,437	49.06%	2,116	2.02%	55,988	53.92%	47,844	46.08%
10A	29,140	36.37%	47,758	59.60%	3,227	4.03%	52,703	66.27%	26,819	33.73%
10B	13,328	20.06%	51,288	77.18%	1,833	2.76%	53,275	80.90%	12,581	19.10%
10C	52,490	52.31%	44,964	44.81%	2,884	2.87%	50,536	50.95%	48,648	49.05%
10D	37,716	40.41%	52,487	56.23%	3,133	3.36%	57,966	62.58%	34,662	37.42%
10E	33,957	42.19%	44,328	55.07%	2,204	2.74%	47,794	59.98%	31,884	40.02%
10F	51,144	53.26%	41,727	43.46%	3,148	3.28%	46,341	48.72%	48,782	51.28%
11A	41,071	58.83%	26,874	38.50%	1,866	2.67%	30,078	43.52%	39,035	56.48%
11B	54,748	65.02%	27,276	32.40%	2,173	2.58%	31,485	37.74%	51,938	62.26%
12A	13,122	37.80%	20,384	58.71%	1,211	3.49%	21,594	62.42%	13,003	37.58%
12B	5,057	21.52%	17,659	75.16%	780	3.32%	18,144	77.81%	5,175	22.19%
12C	32,554	49.50%	31,081	47.26%	2,129	3.24%	33,635	51.45%	31,739	48.55%
13A	21,127	55.43%	16,332	42.85%	658	1.73%	18,459	48.90%	19,287	51.10%
13B	42,291	63.83%	22,235	33.56%	1,726	2.61%	26,195	39.89%	39,468	60.11%
14A	3,516	11.54%	26,184	85.98%	755	2.48%	27,046	89.13%	3,297	10.87%
14B	29,705	24.33%	89,185	73.06%	3,183	2.61%	93,744	77.24%	27,623	22.76%
15A	39,400	56.52%	28,247	40.52%	2,061	2.96%	31,692	45.78%	37,542	54.22%
15B	39,577	33.12%	76,646	64.14%	3,271	2.74%	81,625	68.71%	37,164	31.29%
16A	26,808	45.02%	31,182	52.36%	1,563	2.62%	33,359	56.53%	25,657	43.47%
16B	17,779	46.32%	19,771	51.51%	836	2.18%	21,213	55.87%	16,754	44.13%
17A	31,623	60.90%	19,145	36.87%	1,162	2.24%	21,186	41.06%	30,407	58.94%
17B	38,890	73.36%	12,775	24.10%	1,344	2.54%	15,410	29.18%	37,405	70.82%
18A	8,042	25.96%	22,249	71.82%	689	2.22%	22,849	74.19%	7,951	25.81%
18B	22,177	44.48%	26,161	52.47%	1,524	3.06%	28,103	56.62%	21,529	43.38%
18C	38,496	52.14%	33,206	44.97%	2,134	2.89%	36,755	50.04%	36,689	49.96%
18D	11,120	26.07%	30,036	70.42%	1,496	3.51%	31,755	74.83%	10,680	25.17%
18E	21,627	40.87%	29,882	56.47%	1,406	2.66%	31,977	60.81%	20,606	39.19%
19A	54,841	60.27%	33,227	36.52%	2,925	3.21%	38,199	42.36%	51,987	57.64%
19B	55,239	74.25%	17,359	23.33%	1,795	2.41%	20,506	27.74%	53,415	72.26%
19C	42,102	67.03%	18,919	30.12%	1,789	2.85%	22,850	36.63%	39,532	63.37%
19D	30,831	64.78%	15,555	32.68%	1,210	2.54%	17,352	36.81%	29,791	63.19%
20A	21,584	73.97%	6,860	23.51%	734	2.52%	8,793	30.40%	20,136	69.60%
20B	69,243	67.37%	30,605	29.78%	2,928	2.85%	36,022	35.38%	65,799	64.62%
21A	31,659	54.77%	24,488	42.36%	1,659	2.87%	27,800	48.33%	29,722	51.67%
21B	11,291	31.68%	23,224	65.16%	1,128	3.16%	24,657	69.54%	10,802	30.46%
21C	32,689	60.85%	19,448	36.20%	1,587	2.95%	22,649	42.36%	30,817	57.64%

G.S. 7A-41, Superior Court, Effective 1/1/19: Lieutenant Governor 2016, Attorney General 2016

	Lieutenant Governor 2016: Forest-Coleman-Cole						Attorney General 2016: Stein-Newton			
District	Rep	Rep %	Dem	Dem %	Lib	Lib %	Dem	Dem %	Rep	Rep %
21D	4,342	16.15%	21,974	81.72%	575	2.14%	22,494	83.97%	4,295	16.03%
22A	68,255	69.62%	26,923	27.46%	2,860	2.92%	33,209	34.17%	63,968	65.83%
22B	68,742	72.98%	22,962	24.38%	2,484	2.64%	27,334	29.13%	66,486	70.87%
23	49,285	74.91%	14,936	22.70%	1,569	2.38%	18,499	28.41%	46,619	71.59%
24	38,044	58.57%	24,430	37.61%	2,485	3.83%	27,733	43.22%	36,427	56.78%
25A	52,209	71.07%	19,470	26.51%	1,778	2.42%	24,879	34.16%	47,945	65.84%
25B	48,466	68.84%	19,825	28.16%	2,112	3.00%	24,488	34.98%	45,508	65.02%
26A	10,551	16.75%	50,285	79.81%	2,167	3.44%	52,259	83.43%	10,379	16.57%
26B	46,654	32.71%	90,882	63.73%	5,079	3.56%	97,991	69.17%	43,670	30.83%
26C	116,861	47.37%	121,550	49.27%	8,273	3.35%	135,297	55.30%	109,355	44.70%
27A	62,528	66.34%	29,237	31.02%	2,482	2.63%	34,674	37.17%	58,599	62.83%
27B	56,985	68.84%	23,853	28.82%	1,935	2.34%	29,013	35.41%	52,910	64.59%
28	54,553	40.34%	74,995	55.46%	5,675	4.20%	80,424	59.94%	53,745	40.06%
29A	34,392	70.73%	12,763	26.25%	1,472	3.03%	14,669	30.47%	33,469	69.53%
29B	52,730	62.18%	29,507	34.79%	2,569	3.03%	32,269	38.37%	51,823	61.63%
30A	31,532	68.07%	13,203	28.50%	1,590	3.43%	14,433	31.56%	31,293	68.44%
30B	27,497	57.30%	18,690	38.95%	1,800	3.75%	21,055	44.25%	26,532	55.75%
Totals:	2,390,619	51.88%	2,084,975	45.25%	132,360	2.87%	2,294,855	50.20%	2,276,276	49.80%

G.S. 7A-41, Superior Court, Effective 1/1/19: Court of Appeals 2016

	Dietz Seat: Dietz-Rozier				Geer Seat: Murphy-Eagles-Buie						Hunter Seat: Hunter-Jones				Stephens Seat: Berger-Stephens				Zachary Seat: Zachary-Mitchell			
District	Rep	Rep %	Dem	Dem %	Rep	Rep %	Dem	Dem %	Una	Una %	Rep	Rep %	Dem	Dem %	Rep	Rep %	Dem	Dem %	Rep	Rep %	Dem	Dem %
1	40,601	60.13%	26,918	39.87%	37,715	55.60%	26,534	39.11%	3,588	5.29%	41,476	61.11%	26,395	38.89%	38,591	56.72%	29,445	43.28%	40,793	60.57%	26,561	39.43%
2	23,508	55.34%	18,975	44.66%	22,259	51.95%	18,801	43.88%	1,785	4.17%	24,349	56.80%	18,516	43.20%	22,665	52.88%	20,197	47.12%	23,387	55.19%	18,985	44.81%
3A	35,983	47.85%	39,220	52.15%	33,912	44.72%	38,039	50.16%	3,889	5.13%	36,772	48.67%	38,789	51.33%	34,098	45.33%	41,118	54.67%	36,224	48.35%	38,699	51.65%
3B	56,245	66.47%	28,368	33.53%	52,927	61.96%	28,109	32.90%	4,390	5.14%	57,225	67.15%	27,993	32.85%	54,191	63.41%	31,272	36.59%	56,290	66.88%	27,873	33.12%
4A	27,068	56.81%	20,582	43.19%	26,541	55.10%	19,836	41.18%	1,794	3.72%	28,313	58.96%	19,708	41.04%	26,626	55.35%	21,481	44.65%	27,476	57.94%	19,944	42.06%
4B	34,410	66.70%	17,182	33.30%	31,568	60.42%	16,442	31.47%	4,237	8.11%	34,917	67.19%	17,054	32.81%	33,716	64.10%	18,881	35.90%	34,700	67.53%	16,682	32.47%
5A	13,341	40.71%	19,431	59.29%	12,086	36.65%	18,251	55.34%	2,640	8.01%	13,706	41.83%	19,062	58.17%	12,756	38.63%	20,267	61.37%	13,778	42.25%	18,835	57.75%
5B	33,118	63.33%	19,175	36.67%	30,515	57.96%	18,466	35.07%	3,671	6.97%	33,610	64.21%	18,733	35.79%	31,531	59.76%	21,236	40.24%	33,449	64.39%	18,496	35.61%
5C	25,112	60.42%	16,452	39.58%	22,785	54.45%	15,849	37.87%	3,213	7.68%	25,407	61.18%	16,122	38.82%	23,599	56.15%	18,432	43.85%	25,416	61.64%	15,817	38.36%
6A	8,313	35.60%	15,040	64.40%	7,863	33.37%	15,061	63.91%	641	2.72%	8,631	36.70%	14,886	63.30%	7,922	33.58%	15,666	66.42%	8,312	35.68%	14,983	64.32%
6B	8,926	33.47%	17,741	66.53%	8,498	31.50%	17,818	66.04%	665	2.46%	9,319	34.56%	17,644	65.44%	8,578	31.83%	18,368	68.17%	8,962	33.61%	17,699	66.39%
7A	23,037	50.31%	22,754	49.69%	21,684	47.01%	22,973	49.81%	1,467	3.18%	23,557	51.16%	22,486	48.84%	22,062	48.01%	23,890	51.99%	23,183	50.72%	22,524	49.28%
7B	3,639	21.24%	13,494	78.76%	3,358	19.99%	12,933	77.01%	504	3.00%	3,742	21.71%	13,498	78.29%	3,470	20.12%	13,776	79.88%	3,608	21.05%	13,533	78.95%
7C	21,166	50.14%	21,052	49.86%	19,668	46.26%	21,487	50.54%	1,363	3.21%	21,890	51.43%	20,675	48.57%	20,340	47.56%	22,431	52.44%	21,296	50.58%	20,811	49.42%
8A	16,354	51.39%	15,471	48.61%	15,781	49.17%	15,152	47.21%	1,165	3.63%	16,843	52.60%	15,179	47.40%	15,789	49.26%	16,261	50.74%	16,280	51.46%	15,359	48.54%
8B	25,866	55.21%	20,982	44.79%	24,614	52.03%	20,659	43.67%	2,038	4.31%	26,741	56.61%	20,498	43.39%	25,140	53.87%	21,532	46.13%	26,298	56.55%	20,209	43.45%
9	49,382	49.15%	51,092	50.85%	45,421	44.82%	51,202	50.53%	4,713	4.65%	50,871	50.32%	50,228	49.68%	47,116	46.06%	55,176	53.94%	49,532	49.48%	50,573	50.52%
10A	29,517	38.86%	46,438	61.14%	25,449	33.15%	46,151	60.11%	5,179	6.75%	30,534	40.03%	45,749	59.97%	26,630	34.55%	50,445	65.45%	30,390	40.27%	45,081	59.73%
10B	13,261	20.78%	50,558	79.22%	11,574	18.01%	49,162	76.51%	3,516	5.47%	13,674	21.36%	50,342	78.64%	12,165	18.85%	52,367	81.15%	13,906	21.91%	49,550	78.09%
10C	51,555	54.23%	43,506	45.77%	46,726	48.67%	44,422	46.27%	4,852	5.05%	52,544	54.99%	43,016	45.01%	48,187	49.86%	48,456	50.14%	52,698	55.71%	41,902	44.29%
10D	38,141	43.06%	50,431	56.94%	33,293	37.20%	51,047	57.03%	5,165	5.77%	39,587	44.48%	49,422	55.52%	34,459	38.28%	55,548	61.72%	39,124	44.39%	49,005	55.61%
10E	33,020	42.99%	43,787	57.01%	30,124	38.89%	42,985	55.50%	4,346	5.61%	33,842	43.83%	43,363	56.17%	31,140	39.95%	46,808	60.05%	33,944	44.47%	42,390	55.53%
10F	50,994	55.96%	40,133	44.04%	46,448	50.47%	40,490	44.00%	5,092	5.53%	52,036	56.89%	39,425	43.11%	47,832	51.67%	44,737	48.33%	52,289	57.63%	38,449	42.37%
11A	39,008	59.23%	26,851	40.77%	35,641	53.71%	25,862	38.98%	4,851	7.31%	39,970	60.50%	26,091	39.50%	36,810	55.25%	29,809	44.75%	39,553	60.23%	26,114	39.77%
11B	51,384	64.77%	27,951	35.23%	48,543	60.52%	26,978	33.64%	4,684	5.84%	53,292	66.78%	26,508	33.22%	49,443	61.17%	31,386	38.83%	52,675	66.69%	26,308	33.31%
12A	13,144	39.01%	20,547	60.99%	11,787	34.92%	19,776	58.59%	2,188	6.48%	13,443	39.89%	20,253	60.11%	12,395	36.62%	21,449	63.38%	13,452	40.02%	20,165	59.98%
12B	5,173	22.66%	17,651	77.34%	4,543	19.87%	17,045	74.54%	1,279	5.59%	5,313	23.26%	17,530	76.74%	4,851	21.12%	18,116	78.88%	5,355	23.49%	17,442	76.51%
12C	32,014	50.41%	31,498	49.59%	29,246	45.91%	30,309	47.58%	4,145	6.51%	33,044	51.96%	30,547	48.04%	30,561	47.80%	33,368	52.20%	32,710	51.60%	30,685	48.40%
13A	18,353	50.78%	17,786	49.22%	18,462	50.98%	16,033	44.28%	1,717	4.74%	20,050	55.54%	16,050	44.46%	18,871	52.07%	17,371	47.93%	18,997	53.33%	16,622	46.67%
13B	41,405	65.53%	21,784	34.47%	38,573	60.77%	21,358	33.65%	3,541	5.58%	42,213	66.75%	21,023	33.25%	39,576	62.39%	23,861	37.61%	42,019	66.82%	20,862	33.18%
14A	3,785	12.72%	25,965	87.28%	3,035	10.16%	25,526	85.49%	1,298	4.35%	3,920	13.16%	25,872	86.84%	3,294	10.98						

G.S. 7A-41, Superior Court, Effective 1/1/19: Court of Appeals 2016

	Dietz Seat: Dietz-Rozier				Geer Seat: Murphy-Eagles-Buie						Hunter Seat: Hunter-Jones				Stephens Seat: Berger-Stephens				Zachary Seat: Zachary-Mitchell			
District	Rep	Rep %	Dem	Dem %	Rep	Rep %	Dem	Dem %	Una	Una %	Rep	Rep %	Dem	Dem %	Rep	Rep %	Dem	Dem %	Rep	Rep %	Dem	Dem %
21D	4,535	17.42%	21,499	82.58%	3,936	15.00%	20,929	79.78%	1,368	5.21%	4,564	17.50%	21,517	82.50%	4,298	16.36%	21,977	83.64%	4,624	17.81%	21,336	82.19%
22A	65,907	71.08%	26,816	28.92%	60,749	64.89%	26,487	28.29%	6,379	6.81%	66,527	71.35%	26,711	28.65%	63,007	67.44%	30,413	32.56%	65,690	71.07%	26,745	28.93%
22B	68,515	75.68%	22,014	24.32%	63,251	69.59%	22,244	24.47%	5,397	5.94%	69,176	76.19%	21,617	23.81%	66,847	73.06%	24,647	26.94%	68,332	75.66%	21,985	24.34%
23	47,581	76.17%	14,882	23.83%	44,340	70.48%	14,283	22.70%	4,287	6.81%	48,403	77.07%	14,398	22.93%	46,150	73.10%	16,983	26.90%	48,052	76.65%	14,636	23.35%
24	36,685	60.68%	23,774	39.32%	34,076	55.69%	22,506	36.78%	4,605	7.53%	37,192	61.95%	22,840	38.05%	35,460	57.86%	25,831	42.14%	36,229	60.14%	24,010	39.86%
25A	50,947	71.97%	19,846	28.03%	47,079	66.25%	19,647	27.65%	4,342	6.11%	51,133	72.08%	19,805	27.92%	47,852	67.32%	23,230	32.68%	49,991	70.88%	20,542	29.12%
25B	47,834	70.99%	19,548	29.01%	43,780	64.53%	19,776	29.15%	4,287	6.32%	47,936	70.95%	19,631	29.05%	45,151	66.72%	22,518	33.28%	47,268	70.41%	19,863	29.59%
26A	11,035	18.29%	49,301	81.71%	9,166	15.10%	48,123	79.29%	3,407	5.61%	11,181	18.47%	49,368	81.53%	9,780	16.14%	50,812	83.86%	11,003	18.17%	49,569	81.83%
26B	48,325	35.69%	87,086	64.31%	41,224	30.26%	86,795	63.72%	8,199	6.02%	49,936	36.76%	85,895	63.24%	42,953	31.52%	93,303	68.48%	46,790	34.57%	88,557	65.43%
26C	117,167	50.30%	115,752	49.70%	104,319	44.54%	116,663	49.81%	13,236	5.65%	119,128	50.99%	114,497	49.01%	107,450	45.96%	126,328	54.04%	115,604	49.67%	117,149	50.33%
27A	59,508	66.90%	29,442	33.10%	55,460	61.77%	29,167	32.49%	5,156	5.74%	60,089	67.25%	29,264	32.75%	57,118	63.56%	32,743	36.44%	59,024	66.70%	29,473	33.30%
27B	54,885	69.55%	24,033	30.45%	51,057	64.10%	24,152	30.32%	4,444	5.58%	55,426	69.83%	23,946	30.17%	52,754	66.27%	26,846	33.73%	54,278	69.04%	24,339	30.96%
28	56,594	43.84%	72,486	56.16%	50,923	39.21%	70,274	54.11%	8,681	6.68%	59,409	45.87%	70,105	54.13%	52,438	40.44%	77,229	59.56%	56,451	43.91%	72,124	56.09%
29A	34,000	72.85%	12,670	27.15%	31,639	67.60%	12,247	26.17%	2,915	6.23%	34,902	74.14%	12,176	25.86%	32,274	69.27%	14,316	30.73%	33,235	71.64%	13,155	28.36%
29B	52,821	65.06%	28,366	34.94%	49,220	60.24%	28,186	34.50%	4,297	5.26%	53,147	65.31%	28,229	34.69%	49,947	61.35%	31,470	38.65%	52,599	64.88%	28,470	35.12%
30A	31,158	71.15%	12,636	28.85%	29,554	66.85%	12,055	27.27%	2,600	5.88%	31,328	71.32%	12,601	28.68%	29,675	67.29%	14,426	32.71%	30,674	70.37%	12,914	29.63%
30B	27,516	60.04%	18,317	39.96%	26,587	57.29%	16,908	36.43%	2,911	6.27%	27,697	60.22%	18,296	39.78%	25,692	55.84%	20,316	44.16%	27,106	59.27%	18,625	40.73%
Totals:	2,350,800	53.54%	2,040,100	46.46%	2,156,688	48.77%	2,013,586	45.53%	252,225	5.70%	2,400,169	54.44%	2,008,351	45.56%	2,231,049	50.31%	2,203,187	49.69%	2,358,465	53.88%	2,018,808	46.12%