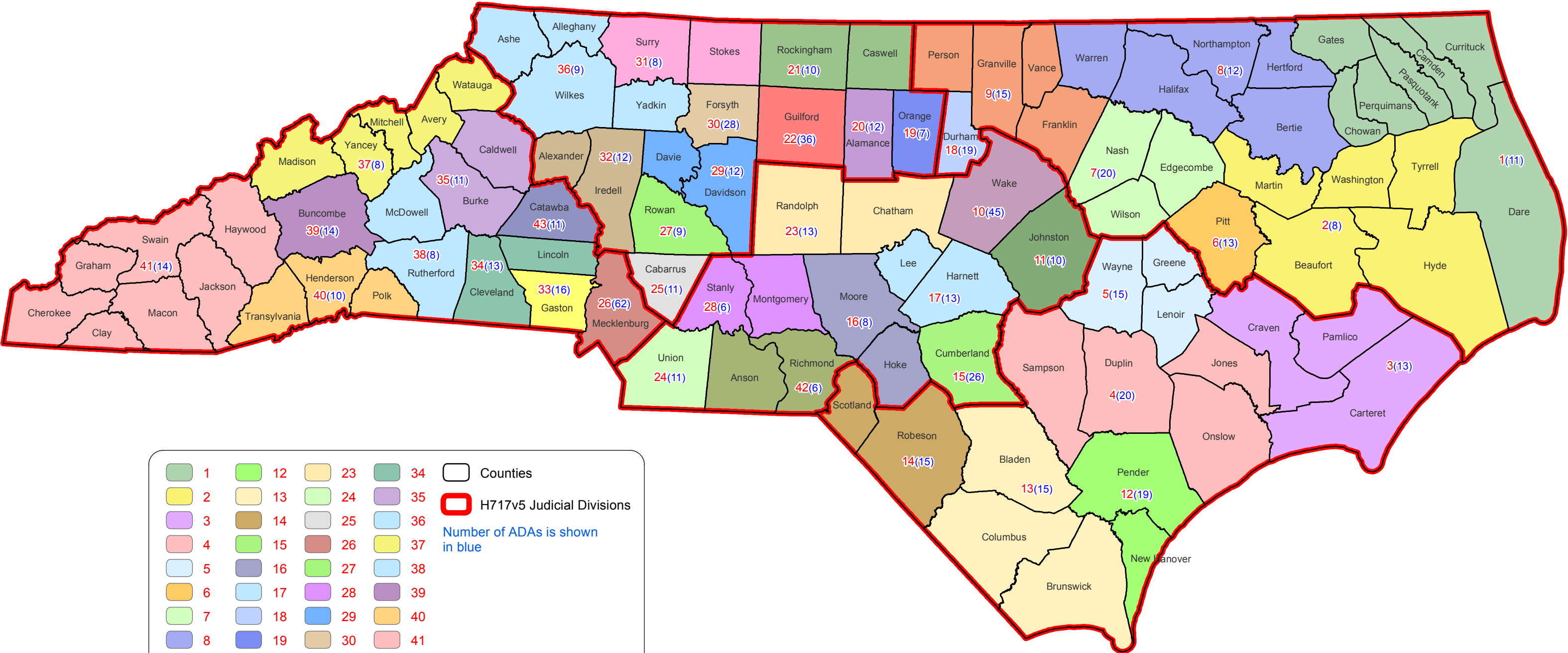


H717, 2017 Session, 5th Ed, Prosecutorial Districts



1

2

3

4

5

6

7

8

9

10

11

12

13

14

15

16

17

18

19

20

21

22

23

24

25

26

27

28

29

30

31

32

33

34

35

36

37

38

39

40

41


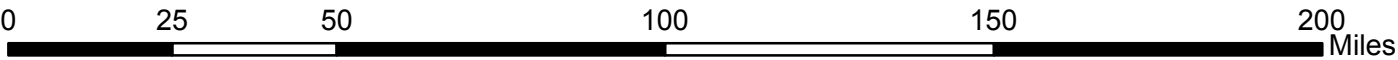

42

43

Counties

H717v5 Judicial Divisions

Number of ADAs is shown in blue



H717v5 Prosecutorial: Population 2010, US Senate 2010, President 2012

	2010 Census		US Senate 2010: Marshall-Burr-Beitler								US President 2012: Obama-Romney-Johnson							
District	Total Pop	18+ Pop	Dem	Dem %	Rep	Rep %	Lib	Lib %	Write-In	Write-In %	Dem	Dem %	Rep	Rep %	Lib	Lib %	Write-In	Write-In %
1	148,551	115,423	17,353	38.82%	26,332	58.91%	998	2.23%	16	0.04%	31,806	44.49%	38,738	54.19%	831	1.16%	114	0.16%
2	95,709	74,833	14,140	43.82%	17,533	54.34%	577	1.79%	18	0.06%	21,783	46.50%	24,691	52.71%	286	0.61%	83	0.18%
3	183,118	143,986	17,393	31.26%	37,109	66.70%	1,070	1.92%	63	0.11%	31,516	35.91%	55,323	63.03%	761	0.87%	168	0.19%
4	309,861	231,568	23,305	38.18%	36,554	59.88%	1,161	1.90%	23	0.04%	41,423	40.06%	60,907	58.90%	861	0.83%	209	0.20%
5	203,480	153,712	23,103	42.58%	30,486	56.19%	652	1.20%	15	0.03%	40,999	46.86%	45,989	52.56%	474	0.54%	29	0.03%
6	168,148	130,350	19,784	47.60%	21,276	51.19%	487	1.17%	19	0.05%	41,768	53.11%	36,162	45.98%	608	0.77%	110	0.14%
7	233,626	176,760	38,352	52.09%	34,285	46.57%	968	1.31%	16	0.02%	63,498	55.42%	50,342	43.94%	579	0.51%	154	0.13%
8	143,713	112,604	26,028	62.73%	14,995	36.14%	457	1.10%	12	0.03%	45,704	67.45%	21,723	32.06%	269	0.40%	62	0.09%
9	205,421	156,571	28,473	49.16%	28,254	48.78%	1,177	2.03%	17	0.03%	48,775	51.55%	44,933	47.49%	711	0.75%	205	0.22%
10	900,993	666,380	133,324	48.29%	136,132	49.31%	6,487	2.35%	139	0.05%	267,262	55.01%	211,596	43.55%	6,171	1.27%	844	0.17%
11	168,878	121,908	15,086	32.18%	30,853	65.82%	917	1.96%	20	0.04%	27,080	35.49%	48,253	63.24%	765	1.00%	203	0.27%
12	254,884	202,582	30,952	38.50%	47,670	59.29%	1,739	2.16%	39	0.05%	58,300	45.49%	68,002	53.06%	1,477	1.15%	376	0.29%
13	200,719	158,909	26,894	39.78%	39,392	58.27%	1,288	1.91%	30	0.04%	41,089	42.17%	55,394	56.85%	774	0.79%	182	0.19%
14	170,325	125,325	16,598	53.14%	14,157	45.33%	461	1.48%	17	0.05%	33,203	58.15%	23,341	40.88%	427	0.75%	131	0.23%
15	319,431	233,890	36,692	53.14%	31,205	45.19%	1,121	1.62%	35	0.05%	75,792	59.38%	50,666	39.69%	927	0.73%	256	0.20%
16	135,199	101,865	13,721	37.24%	22,394	60.79%	712	1.93%	14	0.04%	26,581	41.86%	36,314	57.18%	509	0.80%	100	0.16%
17	172,544	125,857	16,222	39.75%	23,803	58.33%	768	1.88%	14	0.03%	28,132	41.58%	38,723	57.24%	654	0.97%	145	0.21%
18	267,587	207,266	58,028	71.46%	21,871	26.93%	1,271	1.57%	37	0.05%	111,224	75.90%	33,769	23.04%	1,351	0.92%	194	0.13%
19	133,801	105,832	31,092	67.65%	13,791	30.01%	1,049	2.28%	26	0.06%	53,901	70.22%	21,539	28.06%	1,056	1.38%	261	0.34%
20	151,131	115,688	15,446	37.21%	25,012	60.25%	1,029	2.48%	25	0.06%	28,875	42.60%	38,170	56.32%	597	0.88%	134	0.20%
21	117,362	91,684	11,814	36.60%	19,538	60.52%	909	2.82%	20	0.06%	21,699	40.90%	30,821	58.09%	434	0.82%	105	0.20%
22	488,406	373,923	65,141	48.14%	67,586	49.94%	2,501	1.85%	96	0.07%	145,870	57.62%	104,580	41.31%	2,098	0.83%	593	0.23%
23	205,257	156,702	18,956	33.11%	36,719	64.13%	1,545	2.70%	33	0.06%	33,106	34.49%	61,768	64.35%	955	0.99%	165	0.17%
24	201,292	140,412	14,184	28.39%	34,656	69.36%	1,093	2.19%	30	0.06%	32,473	34.28%	61,107	64.51%	906	0.96%	242	0.26%
25	178,011	129,230	15,922	33.35%	30,758	64.43%	1,056	2.21%	0	0.00%	32,818	39.44%	49,511	59.50%	887	1.07%	0	0.00%
26	919,628	686,290	117,544	52.14%	103,767	46.03%	4,017	1.78%	115	0.05%	267,132	60.37%	170,455	38.52%	3,892	0.88%	1,039	0.23%
27	138,428	105,486	11,939	33.12%	23,146	64.22%	937	2.60%	22	0.06%	22,650	36.35%	38,775	62.23%	655	1.05%	232	0.37%
28	88,383	67,904	8,530	32.39%	17,292	65.66%	501	1.90%	13	0.05%	13,134	32.94%	26,273	65.88%	398	1.00%	73	0.18%
29	204,118	155,495	14,610	26.30%	39,676	71.42%	1,244	2.24%	23	0.04%	26,359	28.77%	64,070	69.94%	975	1.06%	201	0.22%
30	350,670	265,269	41,013	43.24%	52,074	54.91%	1,719	1.81%	33	0.03%	92,323	53.16%	79,768	45.93%	1,569	0.90%	0	0.00%
31	121,074	93,336	9,401	28.52%	22,822	69.23%	735	2.23%	6	0.02%	15,039	29.59%	35,016	68.89%	624	1.23%	148	0.29%
32	196,635	147,597	16,810	30.33%	37,163	67.05%	1,423	2.57%	31	0.06%	30,687	32.80%	61,552	65.79%	1,010	1.08%	312	0.33%
33	206,086	156,845	15,470	31.34%	32,726	66.30%	1,163	2.36%	0	0.00%	33,171	36.76%	56,138	62.21%	927	1.03%	0	0.00%
34	176,343	134,864	17,217	34.64%	31,405	63.18%	1,062	2.14%	22	0.04%	28,083	35.06%	51,059	63.74%	745	0.93%	224	0.28%
35	173,941	134,967	15,418	34.40%	28,178	62.87%	1,200	2.68%	20	0.04%	24,599	34.57%	45,496	63.94%	923	1.30%	132	0.19%
36	146,182	114,172	12,766	28.56%	30,681	68.65%	1,231	2.75%	17	0.04%	17,795	27.99%	44,712	70.33%	841	1.32%	227	0.36%
37	123,037	102,215	16,965	38.45%	25,943	58.79%	1,193	2.70%	25	0.06%	24,952	40.17%	35,775	57.60%	1,111	1.79%	271	0.44%
38	112,806	87,797	9,418	30.44%	20,725	66.99%	774	2.50%	20	0.06%	15,405	32.92%	30,729	65.66%	515	1.10%	152	0.32%
39	238,318	189,478	38,995	50.17%	36,605	47.09%	2,076	2.67%	51	0.07%	70,618	55.31%	54,699	42.84%	1,721	1.35%	649	0.51%
40	160,340	128,611	19,311	34.37%	35,515	63.20%	1,350	2.40%	17	0.03%	29,481	37.08%	48,864	61.45%	912	1.15%	255	0.32%
41	194,102	156,458	25,165	38.43%	38,165	58.28%	2,112	3.23%	38	0.06%	34,201	38.27%	53,578	59.95%	1,294	1.45%	297	0.33%
42	73,587	56,241	10,478	55.38%	8,135	43.00%	297	1.57%	10	0.05%	16,923	55.24%	13,498	44.06%	198	0.65%	18	0.06%
43	154,358	117,563	12,647	30.55%	27,703	66.91%	1,027	2.48%	26	0.06%	24,064	34.58%	44,534	63.99%	770	1.11%	224	0.32%
Totals:	9,535,483	7,253,848	1,141,700	43.04%	1,454,082	54.82%	55,554	2.09%	1,263	0.05%	2,171,293	48.33%	2,267,353	50.47%	44,448	0.99%	9,519	0.21%

H717v5 Prosecutorial: Governor 2012, Lt Governor 2012, US Senate 2014

	Governor 2012: Dalton-McCrory-Howe								Lieutenant Governor 2012: Coleman-Forest				US Senate 2014: Tillis-Hagan-Haugh							
District	Dem	Dem %	Rep	Rep %	Lib	Lib %	Write-In	Write-In %	Dem	Dem %	Rep	Rep %	Rep	Rep %	Dem	Dem %	Lib	Lib %	Write-In	Write-In %
1	31,059	44.44%	36,461	52.17%	2,348	3.36%	15	0.02%	33,689	49.03%	35,016	50.97%	25,732	55.30%	19,526	41.96%	1,243	2.67%	34	0.07%
2	21,249	45.58%	24,700	52.98%	666	1.43%	6	0.01%	23,754	52.12%	21,823	47.88%	16,559	49.17%	15,474	45.95%	1,540	4.57%	104	0.31%
3	28,530	32.65%	57,217	65.47%	1,615	1.85%	26	0.03%	32,786	38.21%	53,018	61.79%	36,899	60.46%	21,609	35.41%	2,340	3.83%	182	0.30%
4	38,913	38.00%	61,482	60.04%	1,992	1.95%	22	0.02%	43,914	43.79%	56,367	56.21%	37,980	57.88%	24,731	37.69%	2,806	4.28%	101	0.15%
5	39,315	45.17%	46,628	53.57%	1,067	1.23%	25	0.03%	42,609	49.72%	43,089	50.28%	29,578	51.62%	25,775	44.98%	1,883	3.29%	61	0.11%
6	38,808	49.66%	37,944	48.55%	1,384	1.77%	15	0.02%	42,409	55.11%	34,548	44.89%	21,177	46.69%	22,709	50.07%	1,392	3.07%	75	0.17%
7	61,455	53.88%	51,454	45.11%	1,128	0.99%	14	0.01%	64,846	57.67%	47,598	42.33%	33,776	43.88%	41,086	53.37%	2,047	2.66%	69	0.09%
8	44,861	66.58%	21,874	32.46%	635	0.94%	9	0.01%	47,072	70.91%	19,314	29.09%	14,313	32.90%	28,074	64.54%	1,076	2.47%	35	0.08%
9	45,551	48.47%	46,741	49.73%	1,667	1.77%	27	0.03%	50,239	54.75%	41,516	45.25%	28,828	45.77%	31,612	50.19%	2,445	3.88%	105	0.17%
10	233,822	48.51%	234,584	48.67%	13,459	2.79%	127	0.03%	260,773	55.26%	211,157	44.74%	136,236	41.74%	180,033	55.15%	9,588	2.94%	569	0.17%
11	24,498	32.22%	50,047	65.81%	1,477	1.94%	20	0.03%	28,269	37.93%	46,251	62.07%	30,520	61.15%	17,235	34.53%	2,054	4.12%	99	0.20%
12	50,359	39.88%	72,221	57.20%	3,654	2.89%	37	0.03%	57,593	46.84%	65,377	53.16%	40,612	49.07%	37,744	45.60%	4,256	5.14%	153	0.18%
13	38,446	39.84%	56,271	58.31%	1,775	1.84%	12	0.01%	44,677	47.34%	49,701	52.66%	34,973	52.10%	28,277	42.12%	3,774	5.62%	107	0.16%
14	33,467	59.54%	21,669	38.55%	1,054	1.88%	23	0.04%	36,625	66.54%	18,413	33.46%	14,904	42.77%	18,715	53.71%	1,174	3.37%	50	0.14%
15	70,680	56.21%	52,310	41.60%	2,717	2.16%	34	0.03%	76,325	61.62%	47,535	38.38%	30,810	40.82%	42,127	55.81%	2,446	3.24%	103	0.14%
16	24,305	38.66%	37,416	59.51%	1,133	1.80%	18	0.03%	26,667	43.30%	34,915	56.70%	24,485	56.58%	17,300	39.98%	1,448	3.35%	41	0.09%
17	26,116	38.79%	39,817	59.14%	1,367	2.03%	27	0.04%	29,592	44.78%	36,489	55.22%	23,378	54.59%	17,531	40.93%	1,842	4.30%	76	0.18%
18	102,533	70.80%	38,467	26.56%	3,753	2.59%	68	0.05%	108,672	76.34%	33,682	23.66%	19,828	21.24%	71,508	76.62%	1,891	2.03%	106	0.11%
19	48,684	64.44%	24,492	32.42%	2,327	3.08%	52	0.07%	52,176	70.72%	21,599	29.28%	12,779	24.19%	38,705	73.27%	1,293	2.45%	49	0.09%
20	25,624	38.18%	40,044	59.67%	1,433	2.14%	12	0.02%	28,500	43.28%	37,350	56.72%	24,380	55.00%	18,145	40.93%	1,730	3.90%	73	0.16%
21	20,230	38.43%	31,426	59.70%	970	1.84%	11	0.02%	22,775	44.27%	28,673	55.73%	19,475	55.23%	13,996	39.69%	1,710	4.85%	79	0.22%
22	130,360	52.03%	114,660	45.76%	5,455	2.18%	92	0.04%	142,317	57.95%	103,264	42.05%	68,598	41.97%	90,719	55.51%	3,915	2.40%	204	0.12%
23	29,835	31.14%	64,043	66.84%	1,929	2.01%	14	0.01%	33,432	35.64%	60,377	64.36%	38,820	60.16%	23,192	35.94%	2,427	3.76%	91	0.14%
24	24,407	25.94%	68,095	72.38%	1,549	1.65%	24	0.03%	31,338	34.23%	60,206	65.77%	37,601	63.84%	19,057	32.36%	2,032	3.45%	207	0.35%
25	24,800	29.82%	56,839	68.34%	1,535	1.85%	0	0.00%	32,733	40.57%	47,943	59.43%	29,331	56.71%	20,025	38.72%	2,211	4.27%	156	0.30%
26	212,295	48.44%	218,202	49.78%	7,690	1.75%	119	0.03%	254,134	59.53%	172,783	40.47%	95,285	37.63%	150,871	59.58%	6,625	2.62%	454	0.18%
27	18,066	29.12%	42,947	69.23%	1,010	1.63%	13	0.02%	22,285	36.79%	38,294	63.21%	23,230	59.49%	13,532	34.66%	2,189	5.61%	96	0.25%
28	11,039	27.71%	28,220	70.84%	572	1.44%	7	0.02%	13,940	35.97%	24,816	64.03%	16,794	61.51%	8,748	32.04%	1,683	6.16%	80	0.29%
29	22,550	24.67%	66,966	73.28%	1,855	2.03%	18	0.02%	27,314	30.49%	62,260	69.51%	38,792	68.19%	15,607	27.43%	2,390	4.20%	103	0.18%
30	81,872	47.31%	87,499	50.57%	3,628	2.10%	43	0.02%	90,398	53.39%	78,921	46.61%	49,559	45.55%	56,008	51.47%	3,031	2.79%	209	0.19%
31	13,430	26.47%	36,178	71.31%	1,109	2.19%	15	0.03%	16,329	33.07%	33,053	66.93%	21,756	65.11%	9,638	28.85%	1,925	5.76%	94	0.28%
32	23,811	25.55%	67,803	72.76%	1,543	1.66%	27	0.03%	30,707	33.88%	59,935	66.12%	39,177	62.77%	19,388	31.07%	3,635	5.82%	209	0.33%
33	26,877	29.82%	61,844	68.61%	1,394	1.55%	18	0.02%	32,869	37.43%	54,934	62.57%	33,167	60.54%	19,060	34.79%	2,426	4.43%	129	0.24%
34	24,419	30.61%	54,210	67.95%	1,132	1.42%	15	0.02%	28,718	36.98%	48,930	63.02%	31,378	60.67%	17,662	34.15%	2,551	4.93%	132	0.26%
35	19,268	26.98%	50,743	71.05%	1,392	1.95%	18	0.03%	25,347	36.54%	44,029	63.46%	27,512	60.26%	15,095	33.06%	2,926	6.41%	124	0.27%
36	15,545	24.46%	46,658	73.41%	1,342	2.11%	15	0.02%	18,697	30.39%	42,822	69.61%	29,029	66.65%	11,834	27.17%	2,570	5.90%	121	0.28%
37	22,193	36.07%	37,240	60.53%	2,079	3.38%	16	0.03%	24,938	42.11%	34,290	57.89%	23,676	54.87%	17,195	39.85%	2,218	5.14%	64	0.15%
38	17,827	38.18%	27,910	59.77%	947	2.03%	9	0.02%	17,074	37.82%	28,068	62.18%	18,639	61.11%	10,026	32.87%	1,796	5.89%	40	0.13%
39	64,382	51.02%	57,539	45.60%	4,222	3.35%	35	0.03%	69,854	56.50%	53,781	43.50%	33,872	38.99%	49,455	56.92%	3,446	3.97%	106	0.12%
40	26,749	34.04%	49,751	63.31%	2,055	2.62%	28	0.04%	29,642	38.51%	47,337	61.49%	32,849	57.66%	21,738	38.15%	2,312	4.06%	76	0.13%
41	32,983	37.31%	52,535	59.42%	2,866	3.24%	27	0.03%	36,353	42.19%	49,816	57.81%	35,080	55.57%	24,594	38.96%	3,343	5.30%	115	0.18%
42	15,710	51.49%	14,356	47.05%	424	1.39%	23	0.08%	18,340	62.13%	11,180	37.87%	8,042	40.84%	10,664	54.16%	937	4.76%	47	0.24%
43	18,347	26.50%	49,721	71.80%	1,163	1.68%	15	0.02%	23,300	34.41%	44,421	65.59%	27,425	62.27%	14,283	32.43%	2,213	5.02%	123	0.28%
Totals:	1,925,270	43.18%	2,437,224	54.67%	94,512	2.12%	1,191	0.03%	2,174,021	49.88%	2,184,891	50.12%	1,416,834	48.84%	1,370,303	47.23%	108,779	3.75%	5,251	0.18%

H717v5 Prosecutorial: President 2016, US Senate 2016, Governor 2016

	US President 2016: Trump-Clinton-Johnson								US Senate 2016: Burr-Ross-Haugh						Governor 2016: Cooper-McCrory-Cecil					
District	Rep	Rep %	Dem	Dem %	Lib	Lib %	Write-In	Write-In %	Rep	Rep %	Dem	Dem %	Lib	Lib %	Dem	Dem %	Rep	Rep %	Lib	Lib %
1	43,201	58.66%	27,589	37.46%	2,169	2.95%	687	0.93%	42,588	59.07%	27,487	38.13%	2,017	2.80%	28,928	39.93%	41,948	57.90%	1,568	2.16%
2	25,252	54.82%	19,774	42.93%	726	1.58%	312	0.68%	24,844	54.66%	19,121	42.07%	1,488	3.27%	19,710	43.08%	25,522	55.79%	516	1.13%
3	58,542	63.89%	30,012	32.76%	2,242	2.45%	829	0.90%	58,109	64.13%	28,994	32.00%	3,512	3.88%	30,960	34.02%	58,265	64.02%	1,788	1.96%
4	67,154	61.58%	38,407	35.22%	2,638	2.42%	856	0.78%	65,918	61.40%	37,310	34.75%	4,135	3.85%	38,786	35.95%	66,889	62.00%	2,207	2.05%
5	45,405	53.40%	37,571	44.18%	1,447	1.70%	610	0.72%	45,205	53.80%	36,689	43.67%	2,123	2.53%	37,496	44.39%	45,954	54.40%	1,025	1.21%
6	35,647	44.35%	41,728	51.91%	2,160	2.69%	850	1.06%	37,106	46.67%	39,969	50.27%	2,432	3.06%	41,825	52.41%	36,658	45.93%	1,322	1.66%
7	49,111	44.37%	59,122	53.41%	1,701	1.54%	752	0.68%	49,444	44.95%	58,375	53.07%	2,172	1.97%	61,279	55.49%	48,036	43.50%	1,112	1.01%
8	22,259	34.86%	40,604	63.58%	721	1.13%	277	0.43%	22,197	35.18%	39,901	63.23%	1,003	1.59%	40,375	63.74%	22,473	35.48%	493	0.78%
9	48,476	49.81%	45,845	47.11%	2,086	2.14%	906	0.93%	48,254	50.01%	45,459	47.12%	2,772	2.87%	48,044	49.56%	47,359	48.85%	1,544	1.59%
10	196,082	37.16%	302,736	57.38%	19,460	3.69%	9,346	1.77%	217,789	41.51%	290,286	55.33%	16,534	3.15%	315,555	59.93%	199,356	37.86%	11,664	2.22%
11	54,372	63.29%	28,362	33.01%	2,347	2.73%	828	0.96%	53,977	63.32%	28,279	33.17%	2,988	3.51%	31,182	36.40%	52,921	61.77%	1,567	1.83%
12	72,964	52.21%	60,306	43.15%	4,632	3.31%	1,841	1.32%	73,316	53.28%	58,057	42.19%	6,226	4.52%	66,530	48.15%	67,713	49.01%	3,916	2.83%
13	65,542	60.70%	39,400	36.49%	2,235	2.07%	800	0.74%	63,991	60.27%	38,209	35.99%	3,968	3.74%	41,862	39.23%	62,777	58.83%	2,074	1.94%
14	26,894	49.39%	26,136	48.00%	1,049	1.93%	369	0.68%	25,790	48.75%	26,023	49.19%	1,085	2.05%	25,699	48.00%	27,268	50.93%	568	1.06%
15	51,265	40.21%	71,605	56.16%	3,373	2.65%	1,263	0.99%	51,902	41.22%	69,733	55.39%	4,266	3.39%	70,449	55.86%	52,762	41.83%	2,909	2.31%
16	38,249	57.16%	26,054	38.93%	1,932	2.89%	685	1.02%	38,391	57.91%	25,619	38.65%	2,279	3.44%	27,479	41.35%	37,488	56.42%	1,481	2.23%
17	41,326	58.08%	27,206	38.24%	1,936	2.72%	681	0.96%	40,840	57.88%	27,213	38.57%	2,503	3.55%	29,035	41.03%	40,139	56.73%	1,585	2.24%
18	28,269	18.19%	120,647	77.62%	3,987	2.57%	2,530	1.63%	33,614	21.75%	117,325	75.91%	3,620	2.34%	121,556	78.52%	30,639	19.79%	2,609	1.69%
19	18,557	22.54%	59,923	72.78%	2,404	2.92%	1,456	1.77%	21,884	26.75%	57,877	70.74%	2,055	2.51%	61,344	74.82%	19,153	23.36%	1,492	1.82%
20	38,815	54.55%	29,833	41.93%	1,795	2.52%	714	1.00%	39,380	55.76%	28,873	40.88%	2,368	3.35%	32,032	45.23%	37,501	52.96%	1,283	1.81%
21	32,857	61.59%	19,020	35.65%	1,085	2.03%	387	0.73%	32,149	60.86%	18,864	35.71%	1,813	3.43%	21,369	40.34%	30,594	57.76%	1,006	1.90%
22	97,819	38.11%	148,769	57.97%	6,731	2.62%	3,327	1.30%	103,101	40.56%	143,457	56.44%	7,636	3.00%	155,194	60.90%	94,257	36.99%	5,376	2.11%
23	66,536	63.72%	34,258	32.81%	2,533	2.43%	1,097	1.05%	66,097	63.75%	33,738	32.54%	3,854	3.72%	38,470	36.97%	63,422	60.94%	2,179	2.09%
24	66,707	63.10%	34,337	32.48%	3,327	3.15%	1,339	1.27%	67,893	65.04%	32,116	30.76%	4,385	4.20%	35,921	34.19%	66,739	63.53%	2,388	2.27%
25	53,818	57.69%	35,522	38.08%	2,786	2.99%	1,163	1.25%	53,722	58.16%	34,268	37.10%	4,383	4.74%	37,919	40.82%	52,531	56.55%	2,441	2.63%
26	153,878	33.12%	288,079	62.01%	15,370	3.31%	7,246	1.56%	171,541	37.34%	270,900	58.96%	16,990	3.70%	290,904	63.04%	158,756	34.40%	11,817	2.56%
27	42,810	66.51%	19,400	30.14%	1,517	2.36%	642	1.00%	41,230	64.75%	19,227	30.19%	3,222	5.06%	21,631	33.76%	40,812	63.70%	1,630	2.54%
28	29,094	70.18%	11,244	27.12%	867	2.09%	252	0.61%	27,669	67.34%	11,461	27.90%	1,956	4.76%	12,821	31.04%	27,710	67.08%	776	1.88%
29	69,919	72.37%	23,379	24.20%	2,490	2.58%	824	0.85%	69,103	72.16%	22,870	23.88%	3,792	3.96%	28,383	29.52%	65,581	68.21%	2,184	2.27%
30	75,991	42.61%	94,452	52.97%	5,375	3.01%	2,507	1.41%	82,019	46.28%	89,659	50.59%	5,543	3.13%	99,676	56.21%	73,670	41.54%	3,990	2.25%
31	40,635	74.48%	12,127	22.23%	1,303	2.39%	496	0.91%	39,703	73.41%	12,253	22.66%	2,126	3.93%	15,758	29.05%	37,312	68.79%	1,171	2.16%
32	68,647	68.08%	28,501	28.26%	2,622	2.60%	1,068	1.06%	66,396	66.63%	28,083	28.18%	5,177	5.19%	33,233	33.16%	64,171	64.04%	2,806	2.80%
33	61,798	64.09%	31,177	32.33%	2,445	2.54%	1,011	1.05%	60,298	63.29%	30,582	32.10%	4,388	4.61%	33,708	35.16%	60,006	62.60%	2,146	2.24%
34	57,283	67.64%	24,861	29.35%	1,821	2.15%	729	0.86%	55,359	66.14%	24,823	29.66%	3,518	4.20%	27,445	32.58%	55,105	65.41%	1,699	2.02%
35	52,859	70.25%	19,678	26.15%	1,837	2.44%	868	1.15%	50,702	68.21%	20,013	26.92%	3,619	4.87%	23,431	31.29%	49,642	66.30%	1,803	2.41%
36	50,860	75.17%	14,606	21.59%	1,506	2.23%	691	1.02%	49,537	73.84%	14,824	22.10%	2,726	4.06%	18,259	27.06%	47,864	70.92%	1,363	2.02%
37	39,445	58.39%	24,545	36.33%	2,236	3.31%	1,333	1.97%	38,520	57.92%	25,094	37.73%	2,896	4.35%	28,352	42.24%	36,813	54.84%	1,963	2.92%
38	36,439	72.61%	12,179	24.27%	1,020	2.03%	544	1.08%	34,037	69.05%	13,141	26.66%	2,112	4.28%	15,534	31.35%	32,721	66.03%	1,300	2.62%
39	55,715	40.10%	75,449	54.30%	4,286	3.08%	3,494	2.51%	56,089	40.79%	75,891	55.19%	5,533	4.02%	81,872	59.31%	51,876	37.58%	4,294	3.11%
40	53,097	61.05%	30,120	34.63%	2,387	2.74%	1,375	1.58%	52,069	60.62%	30,512	35.53%	3,307	3.85%	34,359	39.90%	49,373	57.34%	2,377	2.76%
41	62,972	64.60%	30,185	30.97%	2,908	2.98%	1,412	1.45%	59,345	61.97%	32,160	33.59%	4,252	4.44%	37,461	38.95%	55,660	57.87%	3,059	3.18%
42	14,881	49.81%	14,367	48.09%	464	1.55%	162	0.54%	14,108	48.16%	14,230	48.58%	955	3.26%	14,805	50.05%	14,350	48.52%	423	1.43%
43	48,307	66.80%	21,201	29.32%	1,973	2.73%	838	1.16%	47,213	66.12%	20,731	29.03%	3,461	4.85%	23,750	33.07%	46,253	64.40%	1,815	2.53%
Totals:	2,359,749	49.90%	2,180,316	46.10%	129,929	2.75%	59,397	1.26%	2,392,439	51.13%	2,119,696	45.30%	167,190	3.57%	2,300,381	48.95%	2,296,039	48.86%	102,729	2.19%

H717v5 Prosecutorial: Lieutenant Governor 2016, Attorney General 2016

	Lieutenant Governor 2016: Forest-Coleman-Cole						Attorney General 2016: Stein-Newton			
District	Rep	Rep %	Dem	Dem %	Lib	Lib %	Dem	Dem %	Rep	Rep %
1	41,383	58.08%	27,791	39.01%	2,074	2.91%	29,267	41.81%	40,740	58.19%
2	24,324	54.32%	19,611	43.79%	847	1.89%	20,901	47.15%	23,428	52.85%
3	57,464	64.37%	29,461	33.00%	2,347	2.63%	31,586	35.67%	56,959	64.33%
4	64,600	61.37%	37,553	35.67%	3,118	2.96%	40,818	39.23%	63,223	60.77%
5	44,809	54.03%	36,661	44.21%	1,464	1.77%	39,212	47.73%	42,941	52.27%
6	36,380	46.47%	39,926	50.99%	1,989	2.54%	42,335	54.50%	35,349	45.50%
7	49,142	45.09%	58,179	53.39%	1,659	1.52%	60,866	55.90%	48,021	44.10%
8	21,514	34.51%	40,072	64.27%	762	1.22%	41,314	66.79%	20,538	33.21%
9	48,127	50.58%	45,039	47.34%	1,983	2.08%	49,382	52.43%	44,807	47.57%
10	217,775	42.14%	282,552	54.68%	16,429	3.18%	308,615	60.28%	203,376	39.72%
11	54,748	65.02%	27,276	32.40%	2,173	2.58%	31,485	37.74%	51,938	62.26%
12	73,266	54.36%	56,450	41.88%	5,061	3.76%	64,707	48.42%	68,921	51.58%
13	63,418	60.76%	38,567	36.95%	2,384	2.28%	44,654	43.18%	58,755	56.82%
14	23,450	45.42%	27,052	52.40%	1,126	2.18%	28,635	56.04%	22,461	43.96%
15	50,733	40.92%	69,124	55.76%	4,120	3.32%	73,373	59.51%	49,917	40.49%
16	38,165	58.56%	25,129	38.56%	1,878	2.88%	27,405	42.45%	37,153	57.55%
17	41,071	58.83%	26,874	38.50%	1,866	2.67%	30,078	43.52%	39,035	56.48%
18	33,221	21.78%	115,369	75.64%	3,938	2.58%	120,790	79.62%	30,920	20.38%
19	21,581	26.88%	56,358	70.19%	2,351	2.93%	59,666	74.74%	20,162	25.26%
20	39,400	56.52%	28,247	40.52%	2,061	2.96%	31,692	45.78%	37,542	54.22%
21	31,623	60.90%	19,145	36.87%	1,162	2.24%	21,186	41.06%	30,407	58.94%
22	101,462	40.55%	141,534	56.56%	7,249	2.90%	151,439	60.84%	97,455	39.16%
23	66,412	64.92%	33,416	32.66%	2,478	2.42%	37,750	37.14%	63,888	62.86%
24	69,243	67.37%	30,605	29.78%	2,928	2.85%	36,022	35.38%	65,799	64.62%
25	54,841	60.27%	33,227	36.52%	2,925	3.21%	38,199	42.36%	51,987	57.64%
26	174,066	38.48%	262,717	58.08%	15,519	3.43%	285,547	63.60%	163,404	36.40%
27	42,102	67.03%	18,919	30.12%	1,789	2.85%	22,850	36.63%	39,532	63.37%
28	28,407	70.19%	11,091	27.41%	971	2.40%	13,508	33.62%	26,665	66.38%
29	68,742	72.98%	22,962	24.38%	2,484	2.64%	27,334	29.13%	66,486	70.87%
30	79,981	45.95%	89,134	51.21%	4,949	2.84%	97,600	56.34%	75,636	43.66%
31	38,890	73.36%	12,775	24.10%	1,344	2.54%	15,410	29.18%	37,405	70.82%
32	68,255	69.62%	26,923	27.46%	2,860	2.92%	33,209	34.17%	63,968	65.83%
33	62,528	66.34%	29,237	31.02%	2,482	2.63%	34,674	37.17%	58,599	62.83%
34	56,985	68.84%	23,853	28.82%	1,935	2.34%	29,013	35.41%	52,910	64.59%
35	52,209	71.07%	19,470	26.51%	1,778	2.42%	24,879	34.16%	47,945	65.84%
36	49,285	74.91%	14,936	22.70%	1,569	2.38%	18,499	28.41%	46,619	71.59%
37	38,044	58.57%	24,430	37.61%	2,485	3.83%	27,733	43.22%	36,427	56.78%
38	34,392	70.73%	12,763	26.25%	1,472	3.03%	14,669	30.47%	33,469	69.53%
39	54,553	40.34%	74,995	55.46%	5,675	4.20%	80,424	59.94%	53,745	40.06%
40	52,730	62.18%	29,507	34.79%	2,569	3.03%	32,269	38.37%	51,823	61.63%
41	59,029	62.59%	31,893	33.82%	3,390	3.59%	35,488	38.03%	57,825	61.97%
42	13,803	48.04%	14,327	49.86%	605	2.11%	15,884	55.79%	12,588	44.21%
43	48,466	68.84%	19,825	28.16%	2,112	3.00%	24,488	34.98%	45,508	65.02%
Totals:	2,390,619	51.88%	2,084,975	45.25%	132,360	2.87%	2,294,855	50.20%	2,276,276	49.80%

H717v5 Prosecutorial: Court of Appeals 2016

	Dietz Seat: Dietz-Rozier				Geer Seat: Murphy-Eagles-Buie						Hunter Seat: Hunter-Jones				Stephens Seat: Berger-Stephens				Zachary Seat: Zachary-Mitchell			
District	Rep	Rep %	Dem	Dem %	Rep	Rep %	Dem	Dem %	Una	Una %	Rep	Rep %	Dem	Dem %	Rep	Rep %	Dem	Dem %	Rep	Rep %	Dem	Dem %
1	40,601	60.13%	26,918	39.87%	37,715	55.60%	26,534	39.11%	3,588	5.29%	41,476	61.11%	26,395	38.89%	38,591	56.72%	29,445	43.28%	40,793	60.57%	26,561	39.43%
2	23,508	55.34%	18,975	44.66%	22,259	51.95%	18,801	43.88%	1,785	4.17%	24,349	56.80%	18,516	43.20%	22,665	52.88%	20,197	47.12%	23,387	55.19%	18,985	44.81%
3	56,245	66.47%	28,368	33.53%	52,927	61.96%	28,109	32.90%	4,390	5.14%	57,225	67.15%	27,993	32.85%	54,191	63.41%	31,272	36.59%	56,290	66.88%	27,873	33.12%
4	61,478	61.95%	37,764	38.05%	58,109	57.87%	36,278	36.13%	6,031	6.01%	63,230	63.24%	36,762	36.76%	60,342	59.92%	40,362	40.08%	62,176	62.93%	36,626	37.07%
5	42,220	53.67%	36,453	46.33%	40,395	50.87%	35,811	45.10%	3,203	4.03%	43,584	54.99%	35,677	45.01%	40,929	51.99%	37,793	48.01%	42,578	54.49%	35,568	45.51%
6	35,983	47.85%	39,220	52.15%	33,912	44.72%	38,039	50.16%	3,889	5.13%	36,772	48.67%	38,789	51.33%	34,098	45.33%	41,118	54.67%	36,224	48.35%	38,699	51.65%
7	47,842	45.50%	57,300	54.50%	44,710	42.40%	57,393	54.43%	3,334	3.16%	49,189	46.47%	56,659	53.53%	45,872	43.29%	60,097	56.71%	48,087	45.82%	56,868	54.18%
8	20,361	34.24%	39,111	65.76%	19,230	32.03%	39,267	65.41%	1,538	2.56%	21,171	35.32%	38,773	64.68%	19,467	32.43%	40,569	67.57%	20,361	34.28%	39,034	65.72%
9	46,260	50.82%	44,762	49.18%	42,552	46.33%	44,814	48.79%	4,481	4.88%	47,650	52.00%	43,985	48.00%	44,149	47.58%	48,641	52.42%	46,445	51.23%	44,221	48.77%
10	216,488	44.06%	274,853	55.94%	193,614	39.03%	274,257	55.29%	28,150	5.68%	222,217	45.03%	271,317	54.97%	200,413	40.18%	298,361	59.82%	222,351	45.50%	266,377	54.50%
11	51,384	64.77%	27,951	35.23%	48,543	60.52%	26,978	33.64%	4,684	5.84%	53,292	66.78%	26,508	33.22%	49,443	61.17%	31,386	38.83%	52,675	66.69%	26,308	33.31%
12	71,571	56.52%	55,058	43.48%	65,386	51.29%	52,566	41.24%	9,524	7.47%	72,723	57.42%	53,917	42.58%	67,886	53.11%	59,935	46.89%	72,643	57.75%	53,148	42.25%
13	59,758	60.16%	39,570	39.84%	57,035	57.22%	37,391	37.51%	5,258	5.27%	62,263	62.68%	37,073	37.32%	58,447	58.64%	41,232	41.36%	61,016	61.95%	37,484	38.05%
14	21,423	43.64%	27,670	56.36%	20,753	42.09%	25,640	52.00%	2,915	5.91%	22,939	46.44%	26,457	53.56%	21,280	42.92%	28,299	57.08%	21,557	44.08%	27,345	55.92%
15	50,331	41.93%	69,696	58.07%	45,576	37.88%	67,130	55.79%	7,612	6.33%	51,800	43.12%	68,330	56.88%	47,807	39.59%	72,933	60.41%	51,517	43.00%	68,292	57.00%
16	37,837	61.39%	23,801	38.61%	34,680	55.65%	23,840	38.25%	3,800	6.10%	38,316	61.83%	23,652	38.17%	36,071	57.50%	26,658	42.50%	38,050	62.06%	23,266	37.94%
17	39,008	59.23%	26,851	40.77%	35,641	53.71%	25,862	38.98%	4,851	7.31%	39,970	60.50%	26,091	39.50%	36,810	55.25%	29,809	44.75%	39,553	60.23%	26,114	39.77%
18	34,127	23.09%	113,679	76.91%	29,254	19.69%	112,275	75.58%	7,013	4.72%	35,130	23.72%	112,960	76.28%	30,775	20.60%	118,603	79.40%	35,207	23.87%	112,280	76.13%
19	22,015	28.57%	55,033	71.43%	18,907	24.35%	54,315	69.94%	4,433	5.71%	22,884	29.61%	54,408	70.39%	20,181	25.83%	57,938	74.17%	22,615	29.45%	54,176	70.55%
20	38,881	58.09%	28,052	41.91%	35,777	53.25%	27,874	41.49%	3,531	5.26%	39,579	58.99%	27,519	41.01%	37,431	55.30%	30,260	44.70%	39,008	58.42%	27,769	41.58%
21	31,165	62.30%	18,860	37.70%	29,014	57.61%	18,664	37.06%	2,686	5.33%	31,655	62.95%	18,634	37.05%	30,412	59.21%	20,951	40.79%	31,227	62.47%	18,758	37.53%
22	103,055	43.12%	135,934	56.88%	91,750	38.15%	136,901	56.92%	11,855	4.93%	106,401	44.30%	133,776	55.70%	96,681	39.84%	146,003	60.16%	103,275	43.28%	135,360	56.72%
23	65,120	66.63%	32,619	33.37%	60,918	61.74%	32,233	32.67%	5,514	5.59%	66,270	67.30%	32,194	32.70%	63,519	63.99%	35,747	36.01%	65,462	66.99%	32,260	33.01%
24	67,414	69.04%	30,229	30.96%	62,982	63.97%	30,040	30.51%	5,436	5.52%	68,062	69.48%	29,894	30.52%	65,362	66.30%	33,230	33.70%	67,290	69.12%	30,067	30.88%
25	54,355	62.12%	33,143	37.88%	49,461	56.21%	32,338	36.75%	6,198	7.04%	55,092	62.73%	32,729	37.27%	51,803	58.74%	36,381	41.26%	54,645	62.53%	32,748	37.47%
26	176,527	41.18%	252,139	58.82%	154,709	35.88%	251,581	58.35%	24,842	5.76%	180,245	41.92%	249,760	58.08%	160,183	37.20%	270,443	62.80%	173,397	40.45%	255,275	59.55%
27	41,541	68.70%	18,922	31.30%	38,380	63.02%	18,811	30.89%	3,707	6.09%	42,138	69.37%	18,606	30.63%	40,009	65.86%	20,740	34.14%	41,485	68.86%	18,763	31.14%
28	26,898	70.63%	11,187	29.37%	25,163	65.56%	11,011	28.69%	2,208	5.75%	27,421	71.70%	10,822	28.30%	26,095	67.99%	12,287	32.01%	26,926	70.27%	11,392	29.73%
29	68,515	75.68%	22,014	24.32%	63,251	69.59%	22,244	24.47%	5,397	5.94%	69,176	76.19%	21,617	23.81%	66,847	73.06%	24,647	26.94%	68,332	75.66%	21,985	24.34%
30	82,341	49.46%	84,138	50.54%	72,086	43.09%	84,593	50.56%	10,621	6.35%	82,177	49.31%	84,478	50.69%	76,096	45.30%	91,878	54.70%	82,298	49.67%	83,382	50.33%
31	38,406	75.24%	12,638	24.76%	35,867	69.93%	12,167	23.72%	3,255	6.35%	39,291	76.57%	12,024	23.43%	37,397	72.18%	14,414	27.82%	38,366	75.36%	12,546	24.64%
32	65,907	71.08%	26,816	28.92%	60,749	64.89%	26,487	28.29%	6,379	6.81%	66,527	71.35%	26,711	28.65%	63,007	67.44%	30,413	32.56%	65,690	71.07%	26,745	28.93%
33	59,508	66.90%	29,442	33.10%	55,460	61.77%	29,167	32.49%	5,156	5.74%	60,089	67.25%	29,264	32.75%	57,118	63.56%	32,743	36.44%	59,024	66.70%	29,473	33.30%
34	54,885	69.55%	24,033	30.45%	51,057	64.10%	24,152	30.32%	4,444	5.58%	55,426	69.83%	23,946	30.17%	52,754	66.27%	26,846	33.73%	54,278	69.04%	24,339	30.96%
35	50,947	71.97%	19,846	28.03%	47,079	66.25%	19,647	27.65%	4,342	6.11%	51,133	72.08%	19,805	27.92%	47,852	67.32%	23,230	32.68%	49,991	70.88%	20,542	29.12%
36	47,581	76.17%	14,882	23.83%	44,340	70.48%	14,283	22.70%	4,287	6.81%	48,403	77.07%	14,398	22.93%	46,150	73.10%	16,983	26.90%	48,052	76.65%	14,636	23.35%
37	36,685	60.68%	23,774	39.32%	34,076	55.69%	22,506	36.78%	4,605	7.53%	37,192	61.95%	22,840	38.05%	35,460	57.86%	25,831	42.14%	36,229	60.14%	24,010	39.86%
38	34,000	72.85%	12,670	27.15%	31,639	67.60%	12,247	26.17%	2,915	6.23%	34,902	74.14%	12,176	25.86%	32,274	69.27%	14,316	30.73%	33,235	71.64%	13,155	28.36%
39	56,594	43.84%	72,486	56.16%	50,923	39.21%	70,274	54.11%	8,681	6.68%	59,409	45.87%	70,105	54.13%	52,438	40.44%	77,229	59.56%	56,451	43.91%	72,124	56.09%
40	52,821	65.06%	28,366	34.94%	49,220	60.24%	28,186	34.50%	4,297	5.26%	53,147	65.31%	28,229	34.69%	49,947	61.35%	31,470	38.65%	52,599	64.88%	28,470	35.12%
41	58,674	65.46%	30,953	34.54%	56,141	61.96%	28,963	31.96%	5,511	6.08%	59,025	65.64%	30,897	34.36%	55,367	61.44%	34,742	38.56%	57,780	64.69%	31,539	35.31%
42	12,706	46.92%	14,376	53.08%	11,668	42.58%	14,141	51.61%	1,592	5.81%	13,293	48.64%	14,034	51.36%	12,279	44.62%	15,237	55.38%	12,632	46.76%	14,382	53.24%
43	47,834	70.99%	19,548	29.01%	43,780	64.53%	19,776	29.15%	4,287	6.32%	47,936	70.95%	19,631	29.05%	45,151	66.72%	22,518	33.28%	47,268	70.41%	19,863	29.59%
Totals:	2,350,800	53.54%	2,040,100	46.46%	2,156,688	48.77%	2,013,586	45.53%	252,225	5.70%	2,400,169	54.44%	2,008,351	45.56%	2,231,049	50.31%	2,203,187	49.69%	2,358,465	53.88%	2,018,808	46.12%