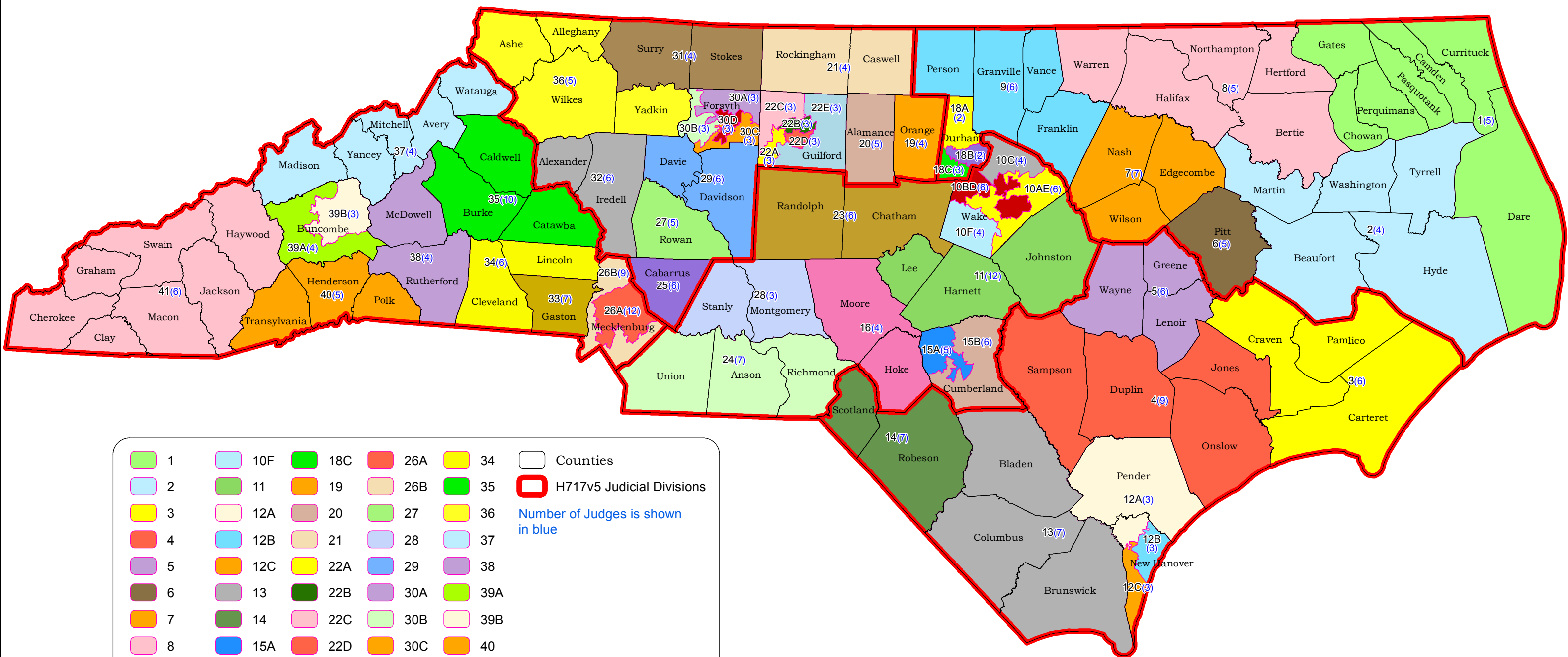

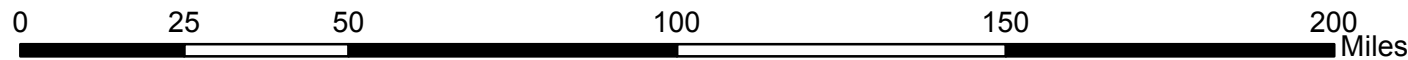



H717, 2017 Session, 5th Ed, District Court



1	10F	18C	26A	34	Counties
2	11	19	26B	35	H717v5 Judicial Divisions
3	12A	20	27	36	Number of Judges is shown in blue
4	12B	21	28	37	
5	12C	22A	29	38	
6	13	22B	30A	39A	
7	14	22C	30B	39B	
8	15A	22D	30C	40	
9	15B	22E	30D	41	
10AE	16	23	31		
10BD	18A	24	32		
10C	18B	25	33		



H717v5 District Court: Population 2010, US Senate 2010, President 2012

	2010 Census		US Senate 2010: Marshall-Burr-Beitler								US President 2012: Obama-Romney-Johnson							
District	Total Pop	18+ Pop	Dem	Dem %	Rep	Rep %	Lib	Lib %	Write-In	Write-In %	Dem	Dem %	Rep	Rep %	Lib	Lib %	Write-In	Write-In %
1	148,551	115,423	17,353	38.82%	26,332	58.91%	998	2.23%	16	0.04%	31,806	44.49%	38,738	54.19%	831	1.16%	114	0.16%
2	95,709	74,833	14,140	43.82%	17,533	54.34%	577	1.79%	18	0.06%	21,783	46.50%	24,691	52.71%	286	0.61%	83	0.18%
3	183,118	143,986	17,393	31.26%	37,109	66.70%	1,070	1.92%	63	0.11%	31,516	35.91%	55,323	63.03%	761	0.87%	168	0.19%
4	309,861	231,568	23,305	38.18%	36,554	59.88%	1,161	1.90%	23	0.04%	41,423	40.06%	60,907	58.90%	861	0.83%	209	0.20%
5	203,480	153,712	23,103	42.58%	30,486	56.19%	652	1.20%	15	0.03%	40,999	46.86%	45,989	52.56%	474	0.54%	29	0.03%
6	168,148	130,350	19,784	47.60%	21,276	51.19%	487	1.17%	19	0.05%	41,768	53.11%	36,162	45.98%	608	0.77%	110	0.14%
7	233,626	176,760	38,352	52.09%	34,285	46.57%	968	1.31%	16	0.02%	63,498	55.42%	50,342	43.94%	579	0.51%	154	0.13%
8	143,713	112,604	26,028	62.73%	14,995	36.14%	457	1.10%	12	0.03%	45,704	67.45%	21,723	32.06%	269	0.40%	62	0.09%
9	205,421	156,571	28,473	49.16%	28,254	48.78%	1,177	2.03%	17	0.03%	48,775	51.55%	44,933	47.49%	711	0.75%	205	0.22%
10AE	297,165	230,511	45,628	51.27%	41,156	46.24%	2,173	2.44%	41	0.05%	89,683	57.51%	63,663	40.83%	2,306	1.48%	288	0.18%
10BD	297,275	218,913	48,697	58.48%	32,797	39.38%	1,738	2.09%	44	0.05%	99,976	65.39%	50,931	33.31%	1,721	1.13%	264	0.17%
10C	154,854	111,920	20,924	37.90%	32,901	59.59%	1,352	2.45%	36	0.07%	40,648	44.09%	50,306	54.57%	1,067	1.16%	166	0.18%
10F	151,699	105,036	18,075	37.20%	29,278	60.25%	1,224	2.52%	18	0.04%	36,955	43.55%	46,696	55.03%	1,077	1.27%	126	0.15%
11	341,422	247,765	31,308	35.71%	54,656	62.33%	1,685	1.92%	34	0.04%	55,212	38.35%	86,976	60.42%	1,419	0.99%	348	0.24%
12A	81,380	63,646	10,242	40.60%	14,427	57.20%	545	2.16%	10	0.04%	17,726	45.48%	20,736	53.20%	408	1.05%	106	0.27%
12B	86,776	70,100	9,418	32.98%	18,506	64.81%	616	2.16%	16	0.06%	18,238	40.09%	26,521	58.29%	575	1.26%	161	0.35%
12C	86,728	68,836	11,292	42.42%	14,737	55.36%	578	2.17%	13	0.05%	22,336	51.13%	20,745	47.49%	494	1.13%	109	0.25%
13	200,719	158,909	26,894	39.78%	39,392	58.27%	1,288	1.91%	30	0.04%	41,089	42.17%	55,394	56.85%	774	0.79%	182	0.19%
14	170,325	125,325	16,598	53.14%	14,157	45.33%	461	1.48%	17	0.05%	33,203	58.15%	23,341	40.88%	427	0.75%	131	0.23%
15A	166,466	121,500	20,012	65.74%	9,960	32.72%	451	1.48%	16	0.05%	43,296	72.16%	16,190	26.98%	399	0.67%	112	0.19%
15B	152,965	112,390	16,680	43.20%	21,245	55.02%	670	1.74%	19	0.05%	32,496	48.04%	34,476	50.97%	528	0.78%	144	0.21%
16	135,199	101,865	13,721	37.24%	22,394	60.79%	712	1.93%	14	0.04%	26,581	41.86%	36,314	57.18%	509	0.80%	100	0.16%
18A	88,827	68,101	18,348	62.92%	10,332	35.43%	466	1.60%	13	0.04%	33,688	69.55%	14,250	29.42%	429	0.89%	73	0.15%
18B	89,150	68,328	18,431	81.53%	3,891	17.21%	275	1.22%	10	0.04%	38,736	84.83%	6,572	14.39%	301	0.66%	52	0.11%
18C	89,610	70,837	21,249	72.17%	7,648	25.98%	530	1.80%	14	0.05%	38,800	73.99%	12,947	24.69%	621	1.18%	69	0.13%
19	133,801	105,832	31,092	67.65%	13,791	30.01%	1,049	2.28%	26	0.06%	53,901	70.22%	21,539	28.06%	1,056	1.38%	261	0.34%
20	151,131	115,688	15,446	37.21%	25,012	60.25%	1,029	2.48%	25	0.06%	28,875	42.60%	38,170	56.32%	597	0.88%	134	0.20%
21	117,362	91,684	11,814	36.60%	19,538	60.52%	909	2.82%	20	0.06%	21,699	40.90%	30,821	58.09%	434	0.82%	105	0.20%
22A	98,089	74,242	11,071	52.96%	9,401	44.97%	416	1.99%	18	0.09%	27,213	63.62%	15,147	35.41%	331	0.77%	85	0.20%
22B	97,900	77,320	15,410	51.63%	13,882	46.51%	533	1.79%	20	0.07%	34,137	63.30%	19,220	35.64%	446	0.83%	124	0.23%
22C	97,006	71,874	9,975	31.45%	21,046	66.36%	673	2.12%	22	0.07%	21,481	38.77%	33,269	60.04%	524	0.95%	133	0.24%
22D	97,970	76,099	16,421	76.31%	4,761	22.12%	312	1.45%	26	0.12%	39,356	83.25%	7,440	15.74%	362	0.77%	114	0.24%
22E	97,441	74,388	12,264	39.14%	18,496	59.02%	567	1.81%	10	0.03%	23,683	44.05%	29,504	54.88%	435	0.81%	137	0.25%
23	205,257	156,702	18,956	33.11%	36,719	64.13%	1,545	2.70%	33	0.06%	33,106	34.49%	61,768	64.35%	955	0.99%	165	0.17%
24	274,879	196,653	24,662	35.80%	42,791	62.12%	1,390	2.02%	40	0.06%	49,396	39.40%	74,605	59.51%	1,104	0.88%	260	0.21%
25	178,011	129,230	15,922	33.35%	30,758	64.43%	1,056	2.21%	0	0.00%	32,818	39.44%	49,511	59.50%	887	1.07%	0	0.00%
26A	546,140	408,579	78,956	69.13%	33,336	29.19%	1,850	1.62%	64	0.06%	182,231	75.53%	56,440	23.39%	2,026	0.84%	583	0.24%
26B	373,488	277,711	38,588	34.69%	70,431	63.32%	2,167	1.95%	51	0.05%	84,901	42.19%	114,015	56.66%	1,866	0.93%	456	0.23%
27	138,428	105,486	11,939	33.12%	23,146	64.22%	937	2.60%	22	0.06%	22,650	36.35%	38,775	62.23%	655	1.05%	232	0.37%
28	88,383	67,904	8,530	32.39%	17,292	65.66%	501	1.90%	13	0.05%	13,134	32.94%	26,273	65.88%	398	1.00%	73	0.18%
29	204,118	155,495	14,610	26.30%	39,676	71.42%	1,244	2.24%	23	0.04%	26,359	28.77%	64,070	69.94%	975	1.06%	201	0.22%
30A	88,112	67,855	9,181	38.04%	14,477	59.99%	468	1.94%	7	0.03%	19,559	46.08%	22,474	52.94%	417	0.98%	0	0.00%
30B	85,537	65,121	9,668	33.26%	18,846	64.83%	545	1.87%	10	0.03%	19,843	41.67%	27,318	57.37%	458	0.96%	0	0.00%
30C	87,566	65,786	8,947	37.15%	14,640	60.79%	486	2.02%	8	0.03%	19,890	45.27%	23,591	53.69%	457	1.04%	0	0.00%
30D	89,455	66,507	13,217	75.28%	4,111	23.42%	220	1.25%	8	0.05%	33,031	83.30%	6,385	16.10%	237	0.60%	0	0.00%
31	121,074	93,336	9,401	28.52%	22,822	69.23%	735	2.23%	6	0.02%	15,039	29.59%	35,016	68.89%	624	1.23%	148	0.29%
32	196,635	147,597	16,810	30.33%	37,163	67.05%	1,423	2.57%	31	0.06%	30,687	32.80%	61,552	65.79%	1,010	1.08%	312	0.33%
33	206,086	156,845	15,470	31.34%	32,726	66.30%	1,163	2.36%	0	0.00%	33,171	36.76%	56,138	62.21%	927	1.03%	0	0.00%
34	176,343	134,864	17,217	34.64%	31,405	63.18%	1,062	2.14%	22	0.04%	28,083	35.06%	51,059	63.74%	745	0.93%	224	0.28%
35	328,299	252,530	28,065	32.55%	55,881	64.81%	2,227	2.58%	46	0.05%	48,663	34.58%	90,030	63.97%	1,693	1.20%	356	0.25%
36	146,182	114,172	12,766	28.56%	30,681	68.65%	1,231	2.75%	17	0.04%	17,795	27.99%	44,712	70.33%	841	1.32%	227	0.36%
37	123,037	102,215	16,965	38.45%	25,943	58.79%	1,193	2.70%	25	0.06%	24,952	40.17%	35,775	57.60%	1,111	1.79%	271	0.44%
38	112,806	87,797	9,418	30.44%	20,725	66.99%	774	2.50%	20	0.06%	15,405	32.92%	30,729	65.66%	515	1.10%	152	0.32%

	2010 Census		US Senate 2010: Marshall-Burr-Beitler								US President 2012: Obama-Romney-Johnson							
District	Total Pop	18+ Pop	Dem	Dem %	Rep	Rep %	Lib	Lib %	Write-In	Write-In %	Dem	Dem %	Rep	Rep %	Lib	Lib %	Write-In	Write-In %
39A	113,036	87,485	13,700	38.79%	20,639	58.44%	961	2.72%	18	0.05%	25,065	43.35%	31,723	54.87%	782	1.35%	245	0.42%
39B	125,282	101,993	25,295	59.65%	15,966	37.65%	1,115	2.63%	33	0.08%	45,553	65.19%	22,976	32.88%	939	1.34%	404	0.58%
40	160,340	128,611	19,311	34.37%	35,515	63.20%	1,350	2.40%	17	0.03%	29,481	37.08%	48,864	61.45%	912	1.15%	255	0.32%
41	194,102	156,458	25,165	38.43%	38,165	58.28%	2,112	3.23%	38	0.06%	34,201	38.27%	53,578	59.95%	1,294	1.45%	297	0.33%
Totals:	9,535,483	7,253,848	1,141,700	43.04%	1,454,082	54.82%	55,554	2.09%	1,263	0.05%	2,171,293	48.33%	2,267,353	50.47%	44,448	0.99%	9,519	0.21%

H717v5 District Court: Governor 2012, Lt Governor 2012, US Senate 2014

	Governor 2012: Dalton-McCrory-Howe								Lieutenant Governor 2012: Coleman-Forest				US Senate 2014: Tillis-Hagan-Haugh							
District	Dem	Dem %	Rep	Rep %	Lib	Lib %	Write-In	Write-In %	Dem	Dem %	Rep	Rep %	Rep	Rep %	Dem	Dem %	Lib	Lib %	Write-In	Write-In %
1	31,059	44.44%	36,461	52.17%	2,348	3.36%	15	0.02%	33,689	49.03%	35,016	50.97%	25,732	55.30%	19,526	41.96%	1,243	2.67%	34	0.07%
2	21,249	45.58%	24,700	52.98%	666	1.43%	6	0.01%	23,754	52.12%	21,823	47.88%	16,559	49.17%	15,474	45.95%	1,540	4.57%	104	0.31%
3	28,530	32.65%	57,217	65.47%	1,615	1.85%	26	0.03%	32,786	38.21%	53,018	61.79%	36,899	60.46%	21,609	35.41%	2,340	3.83%	182	0.30%
4	38,913	38.00%	61,482	60.04%	1,992	1.95%	22	0.02%	43,914	43.79%	56,367	56.21%	37,980	57.88%	24,731	37.69%	2,806	4.28%	101	0.15%
5	39,315	45.17%	46,628	53.57%	1,067	1.23%	25	0.03%	42,609	49.72%	43,089	50.28%	29,578	51.62%	25,775	44.98%	1,883	3.29%	61	0.11%
6	38,808	49.66%	37,944	48.55%	1,384	1.77%	15	0.02%	42,409	55.11%	34,548	44.89%	21,177	46.69%	22,709	50.07%	1,392	3.07%	75	0.17%
7	61,455	53.88%	51,454	45.11%	1,128	0.99%	14	0.01%	64,846	57.67%	47,598	42.33%	33,776	43.88%	41,086	53.37%	2,047	2.66%	69	0.09%
8	44,861	66.58%	21,874	32.46%	635	0.94%	9	0.01%	47,072	70.91%	19,314	29.09%	14,313	32.90%	28,074	64.54%	1,076	2.47%	35	0.08%
9	45,551	48.47%	46,741	49.73%	1,667	1.77%	27	0.03%	50,239	54.75%	41,516	45.25%	28,828	45.77%	31,612	50.19%	2,445	3.88%	105	0.17%
10AE	79,323	51.30%	70,486	45.59%	4,767	3.08%	39	0.03%	88,239	58.32%	63,052	41.68%	39,311	38.53%	59,194	58.02%	3,317	3.25%	200	0.20%
10BD	89,469	58.98%	58,141	38.33%	4,058	2.67%	36	0.02%	97,860	65.73%	51,028	34.27%	32,067	32.08%	65,043	65.07%	2,698	2.70%	151	0.15%
10C	34,014	37.19%	55,164	60.32%	2,255	2.47%	26	0.03%	38,844	43.35%	50,759	56.65%	33,635	51.66%	29,640	45.53%	1,736	2.67%	94	0.14%
10F	31,016	36.83%	50,793	60.31%	2,379	2.82%	26	0.03%	35,830	43.62%	46,318	56.38%	31,223	52.62%	26,156	44.08%	1,837	3.10%	124	0.21%
11	50,614	35.30%	89,864	62.68%	2,844	1.98%	47	0.03%	57,861	41.15%	82,740	58.85%	53,898	58.12%	34,766	37.49%	3,896	4.20%	175	0.19%
12A	15,939	41.27%	21,653	56.07%	1,016	2.63%	9	0.02%	17,968	47.56%	19,815	52.44%	12,501	49.30%	11,399	44.96%	1,407	5.55%	48	0.19%
12B	15,079	33.72%	28,257	63.19%	1,365	3.05%	14	0.03%	17,652	40.78%	25,631	59.22%	15,814	53.46%	12,295	41.56%	1,422	4.81%	51	0.17%
12C	19,341	45.04%	22,311	51.96%	1,273	2.96%	14	0.03%	21,973	52.44%	19,931	47.56%	12,297	44.19%	14,050	50.49%	1,427	5.13%	54	0.19%
13	38,446	39.84%	56,271	58.31%	1,775	1.84%	12	0.01%	44,677	47.34%	49,701	52.66%	34,973	52.10%	28,277	42.12%	3,774	5.62%	107	0.16%
14	33,467	59.54%	21,669	38.55%	1,054	1.88%	23	0.04%	36,625	66.54%	18,413	33.46%	14,904	42.77%	18,715	53.71%	1,174	3.37%	50	0.14%
15A	40,488	68.71%	17,117	29.05%	1,306	2.22%	12	0.02%	42,781	73.48%	15,439	26.52%	9,136	27.97%	22,539	69.01%	940	2.88%	45	0.14%
15B	30,192	45.19%	35,193	52.67%	1,411	2.11%	22	0.03%	33,544	51.10%	32,096	48.90%	21,674	50.61%	19,588	45.74%	1,506	3.52%	58	0.14%
16	24,305	38.66%	37,416	59.51%	1,133	1.80%	18	0.03%	26,667	43.30%	34,915	56.70%	24,485	56.58%	17,300	39.98%	1,448	3.35%	41	0.09%
18A	30,943	64.62%	15,665	32.71%	1,264	2.64%	12	0.03%	33,114	70.44%	13,899	29.56%	9,268	28.51%	22,433	69.01%	776	2.39%	30	0.09%
18B	36,647	81.15%	7,607	16.85%	871	1.93%	32	0.07%	38,013	85.06%	6,675	14.94%	3,442	13.10%	22,347	85.05%	453	1.72%	34	0.13%
18C	34,943	67.48%	15,195	29.35%	1,618	3.12%	24	0.05%	37,545	74.12%	13,108	25.88%	7,118	20.60%	26,728	77.36%	662	1.92%	42	0.12%
19	48,684	64.44%	24,492	32.42%	2,327	3.08%	52	0.07%	52,176	70.72%	21,599	29.28%	12,779	24.19%	38,705	73.27%	1,293	2.45%	49	0.09%
20	25,624	38.18%	40,044	59.67%	1,433	2.14%	12	0.02%	28,500	43.28%	37,350	56.72%	24,380	55.00%	18,145	40.93%	1,730	3.90%	73	0.16%
21	20,230	38.43%	31,426	59.70%	970	1.84%	11	0.02%	22,775	44.27%	28,673	55.73%	19,475	55.23%	13,996	39.69%	1,710	4.85%	79	0.22%
22A	24,463	57.86%	16,853	39.86%	950	2.25%	16	0.04%	26,414	63.76%	15,010	36.24%	9,419	36.81%	15,442	60.35%	692	2.70%	34	0.13%
22B	30,531	57.22%	21,652	40.58%	1,155	2.16%	17	0.03%	33,097	63.41%	19,096	36.59%	12,777	36.22%	21,713	61.56%	744	2.11%	38	0.11%
22C	18,046	32.86%	35,630	64.89%	1,220	2.22%	16	0.03%	20,765	38.70%	32,898	61.30%	22,558	58.24%	15,142	39.09%	974	2.51%	58	0.15%
22D	36,199	77.81%	9,162	19.69%	1,143	2.46%	18	0.04%	38,417	83.68%	7,492	16.32%	4,277	15.92%	21,988	81.82%	577	2.15%	31	0.12%
22E	21,121	39.48%	31,363	58.63%	987	1.84%	25	0.05%	23,624	45.09%	28,768	54.91%	19,567	52.92%	16,434	44.45%	928	2.51%	43	0.12%
23	29,835	31.14%	64,043	66.84%	1,929	2.01%	14	0.01%	33,432	35.64%	60,377	64.36%	38,820	60.16%	23,192	35.94%	2,427	3.76%	91	0.14%
24	40,117	32.20%	82,451	66.18%	1,973	1.58%	47	0.04%	49,678	41.03%	71,386	58.97%	45,643	58.08%	29,721	37.82%	2,969	3.78%	254	0.32%
25	24,800	29.82%	56,839	68.34%	1,535	1.85%	0	0.00%	32,733	40.57%	47,943	59.43%	29,331	56.71%	20,025	38.72%	2,211	4.27%	156	0.30%
26A	154,419	64.79%	79,382	33.31%	4,447	1.87%	78	0.03%	175,448	75.24%	57,728	24.76%	29,212	22.35%	98,080	75.04%	3,226	2.47%	189	0.14%
26B	57,876	28.94%	138,820	69.42%	3,243	1.62%	41	0.02%	78,686	40.61%	115,055	59.39%	66,073	53.92%	52,791	43.08%	3,399	2.77%	265	0.22%
27	18,066	29.12%	42,947	69.23%	1,010	1.63%	13	0.02%	22,285	36.79%	38,294	63.21%	23,230	59.49%	13,532	34.66%	2,189	5.61%	96	0.25%
28	11,039	27.71%	28,220	70.84%	572	1.44%	7	0.02%	13,940	35.97%	24,816	64.03%	16,794	61.51%	8,748	32.04%	1,683	6.16%	80	0.29%
29	22,550	24.67%	66,966	73.28%	1,855	2.03%	18	0.02%	27,314	30.49%	62,260	69.51%	38,792	68.19%	15,607	27.43%	2,390	4.20%	103	0.18%
30A	17,194	40.60%	24,248	57.26%	902	2.13%	6	0.01%	19,338	46.72%	22,057	53.28%	13,822	51.12%	12,314	45.54%	850	3.14%	51	0.19%
30B	16,574	34.81%	29,998	63.00%	1,035	2.17%	12	0.03%	19,251	41.55%	27,085	58.45%	17,766	55.32%	13,395	41.71%	888	2.77%	64	0.20%
30C	17,275	39.38%	25,603	58.37%	976	2.23%	11	0.03%	19,563	45.65%	23,287	54.35%	14,382	51.82%	12,497	45.03%	813	2.93%	61	0.22%
30D	30,829	78.63%	7,650	19.51%	715	1.82%	14	0.04%	32,246	83.24%	6,492	16.76%	3,589	16.39%	17,802	81.27%	480	2.19%	33	0.15%
31	13,430	26.47%	36,178	71.31%	1,109	2.19%	15	0.03%	16,329	33.07%	33,053	66.93%	21,756	65.11%	9,638	28.85%	1,925	5.76%	94	0.28%
32	23,811	25.55%	67,803	72.76%	1,543	1.66%	27	0.03%	30,707	33.88%	59,935	66.12%	39,177	62.77%	19,388	31.07%	3,635	5.82%	209	0.33%
33	26,877	29.82%	61,844	68.61%	1,394	1.55%	18	0.02%	32,869	37.43%	54,934	62.57%	33,167	60.54%	19,060	34.79%	2,426	4.43%	129	0.24%
34	24,419	30.61%	54,210	67.95%	1,132	1.42%	15	0.02%	28,718	36.98%	48,930	63.02%	31,378	60.67%	17,662	34.15%	2,551	4.93%	132	0.26%
35	37,615	26.74%	100,464	71.42%	2,555	1.82%	33	0.02%	48,647	35.48%	88,450	64.52%	54,937	61.24%	29,378	32.75%	5,139	5.73%	247	0.28%
36	15,545	24.46%	46,658	73.41%	1,342	2.11%	15	0.02%	18,697	30.39%	42,822	69.61%	29,029	66.65%	11,834	27.17%	2,570	5.90%	121	0.28%
37	22,193	36.07%	37,240	60.53%	2,079	3.38%	16	0.03%	24,938	42.11%	34,290	57.89%	23,676	54.87%	17,195	39.85%	2,218	5.14%	64	0.15%
38	17,827	38.18%	27,910	59.77%	947	2.03%	9	0.02%	17,074	37.82%	28,068	62.18%	18,639	61.11%	10,026	32.87%	1,796	5.89%	40	0.13%

	Governor 2012: Dalton-McCrory-Howe								Lieutenant Governor 2012: Coleman-Forest				US Senate 2014: Tillis-Hagan-Haugh							
District	Dem	Dem %	Rep	Rep %	Lib	Lib %	Write-In	Write-In %	Dem	Dem %	Rep	Rep %	Rep	Rep %	Dem	Dem %	Lib	Lib %	Write-In	Write-In %
39A	22,644	39.57%	32,879	57.45%	1,697	2.97%	12	0.02%	25,143	44.89%	30,867	55.11%	19,728	50.86%	17,378	44.80%	1,628	4.20%	58	0.15%
39B	41,738	60.54%	24,660	35.77%	2,525	3.66%	23	0.03%	44,711	66.12%	22,914	33.88%	14,144	29.41%	32,077	66.71%	1,818	3.78%	48	0.10%
40	26,749	34.04%	49,751	63.31%	2,055	2.62%	28	0.04%	29,642	38.51%	47,337	61.49%	32,849	57.66%	21,738	38.15%	2,312	4.06%	76	0.13%
41	32,983	37.31%	52,535	59.42%	2,866	3.24%	27	0.03%	36,353	42.19%	49,816	57.81%	35,080	55.57%	24,594	38.96%	3,343	5.30%	115	0.18%
Totals:	1,925,270	43.18%	2,437,224	54.67%	94,512	2.12%	1,191	0.03%	2,174,021	49.88%	2,184,891	50.12%	1,416,834	48.84%	1,370,303	47.23%	108,779	3.75%	5,251	0.18%

H717v5 District Court: President 2016, US Senate 2016, Governor 2016

	US President 2016: Trump-Clinton-Johnson								US Senate 2016: Burr-Ross-Haugh						Governor 2016: Cooper-McCrory-Cecil					
District	Rep	Rep %	Dem	Dem %	Lib	Lib %	Write-In	Write-In %	Rep	Rep %	Dem	Dem %	Lib	Lib %	Dem	Dem %	Rep	Rep %	Lib	Lib %
1	43,201	58.66%	27,589	37.46%	2,169	2.95%	687	0.93%	42,588	59.07%	27,487	38.13%	2,017	2.80%	28,928	39.93%	41,948	57.90%	1,568	2.16%
2	25,252	54.82%	19,774	42.93%	726	1.58%	312	0.68%	24,844	54.66%	19,121	42.07%	1,488	3.27%	19,710	43.08%	25,522	55.79%	516	1.13%
3	58,542	63.89%	30,012	32.76%	2,242	2.45%	829	0.90%	58,109	64.13%	28,994	32.00%	3,512	3.88%	30,960	34.02%	58,265	64.02%	1,788	1.96%
4	67,154	61.58%	38,407	35.22%	2,638	2.42%	856	0.78%	65,918	61.40%	37,310	34.75%	4,135	3.85%	38,786	35.95%	66,889	62.00%	2,207	2.05%
5	45,405	53.40%	37,571	44.18%	1,447	1.70%	610	0.72%	45,205	53.80%	36,689	43.67%	2,123	2.53%	37,496	44.39%	45,954	54.40%	1,025	1.21%
6	35,647	44.35%	41,728	51.91%	2,160	2.69%	850	1.06%	37,106	46.67%	39,969	50.27%	2,432	3.06%	41,825	52.41%	36,658	45.93%	1,322	1.66%
7	49,111	44.37%	59,122	53.41%	1,701	1.54%	752	0.68%	49,444	44.95%	58,375	53.07%	2,172	1.97%	61,279	55.49%	48,036	43.50%	1,112	1.01%
8	22,259	34.86%	40,604	63.58%	721	1.13%	277	0.43%	22,197	35.18%	39,901	63.23%	1,003	1.59%	40,375	63.74%	22,473	35.48%	493	0.78%
9	48,476	49.81%	45,845	47.11%	2,086	2.14%	906	0.93%	48,254	50.01%	45,459	47.12%	2,772	2.87%	48,044	49.56%	47,359	48.85%	1,544	1.59%
10AE	57,628	35.14%	97,435	59.42%	6,095	3.72%	2,823	1.72%	63,038	38.67%	94,541	58.00%	5,429	3.33%	101,854	62.23%	58,061	35.47%	3,759	2.30%
10BD	44,747	27.43%	110,380	67.66%	5,346	3.28%	2,674	1.64%	51,574	31.80%	105,977	65.34%	4,632	2.86%	112,749	69.32%	46,516	28.60%	3,393	2.09%
10C	46,656	45.68%	49,575	48.54%	3,825	3.75%	2,076	2.03%	51,792	50.94%	46,834	46.07%	3,038	2.99%	52,544	51.48%	47,420	46.46%	2,097	2.05%
10F	47,051	47.83%	45,346	46.10%	4,194	4.26%	1,773	1.80%	51,385	52.57%	42,934	43.92%	3,435	3.51%	48,408	49.30%	47,359	48.24%	2,415	2.46%
11	95,698	60.93%	55,568	35.38%	4,283	2.73%	1,509	0.96%	94,817	60.86%	55,492	35.62%	5,491	3.52%	60,217	38.49%	93,060	59.49%	3,152	2.01%
12A	24,046	56.18%	17,114	39.99%	1,206	2.82%	435	1.02%	23,492	55.83%	16,701	39.69%	1,887	4.48%	18,522	43.89%	22,514	53.35%	1,164	2.76%
12B	26,956	53.42%	20,787	41.20%	1,971	3.91%	745	1.48%	27,876	55.99%	19,748	39.67%	2,161	4.34%	23,507	47.00%	25,083	50.15%	1,426	2.85%
12C	21,962	47.25%	22,405	48.20%	1,455	3.13%	661	1.42%	21,948	47.99%	21,608	47.25%	2,178	4.76%	24,501	53.33%	20,116	43.78%	1,326	2.89%
13	65,542	60.70%	39,400	36.49%	2,235	2.07%	800	0.74%	63,991	60.27%	38,209	35.99%	3,968	3.74%	41,862	39.23%	62,777	58.83%	2,074	1.94%
14	26,894	49.39%	26,136	48.00%	1,049	1.93%	369	0.68%	25,790	48.75%	26,023	49.19%	1,085	2.05%	25,699	48.00%	27,268	50.93%	568	1.06%
15A	15,388	26.89%	39,769	69.50%	1,482	2.59%	582	1.02%	15,875	28.11%	38,643	68.43%	1,952	3.46%	38,587	68.31%	16,474	29.17%	1,423	2.52%
15B	35,877	51.05%	31,836	45.30%	1,891	2.69%	681	0.97%	36,027	51.89%	31,090	44.78%	2,314	3.33%	31,862	45.76%	36,288	52.11%	1,486	2.13%
16	38,249	57.16%	26,054	38.93%	1,932	2.89%	685	1.02%	38,391	57.91%	25,619	38.65%	2,279	3.44%	27,479	41.35%	37,488	56.42%	1,481	2.23%
18A	12,690	25.38%	35,251	70.50%	1,240	2.48%	820	1.64%	14,100	28.33%	34,397	69.11%	1,271	2.55%	35,796	71.78%	13,242	26.55%	831	1.67%
18B	6,410	13.09%	40,871	83.45%	1,032	2.11%	662	1.35%	7,564	15.57%	39,973	82.29%	1,040	2.14%	40,732	83.72%	7,147	14.69%	773	1.59%
18C	9,169	16.24%	44,525	78.87%	1,715	3.04%	1,048	1.86%	11,950	21.26%	42,955	76.41%	1,309	2.33%	45,028	80.00%	10,250	18.21%	1,005	1.79%
19	18,557	22.54%	59,923	72.78%	2,404	2.92%	1,456	1.77%	21,884	26.75%	57,877	70.74%	2,055	2.51%	61,344	74.82%	19,153	23.36%	1,492	1.82%
20	38,815	54.55%	29,833	41.93%	1,795	2.52%	714	1.00%	39,380	55.76%	28,873	40.88%	2,368	3.35%	32,032	45.23%	37,501	52.96%	1,283	1.81%
21	32,857	61.59%	19,020	35.65%	1,085	2.03%	387	0.73%	32,149	60.86%	18,864	35.71%	1,813	3.43%	21,369	40.34%	30,594	57.76%	1,006	1.90%
22A	14,006	32.90%	26,934	63.28%	1,127	2.65%	499	1.17%	14,647	34.89%	25,903	61.70%	1,434	3.42%	27,550	65.47%	13,519	32.13%	1,012	2.40%
22B	16,227	30.88%	34,125	64.94%	1,397	2.66%	796	1.51%	18,029	34.59%	32,751	62.84%	1,341	2.57%	35,493	67.94%	15,744	30.13%	1,008	1.93%
22C	30,943	53.09%	24,661	42.31%	1,851	3.18%	828	1.42%	32,824	56.69%	23,234	40.13%	1,845	3.19%	27,018	46.59%	29,684	51.18%	1,295	2.23%
22D	6,836	14.66%	38,132	81.78%	1,021	2.19%	640	1.37%	7,543	16.39%	37,155	80.73%	1,325	2.88%	38,293	83.01%	6,889	14.93%	948	2.06%
22E	29,807	52.64%	24,917	44.01%	1,335	2.36%	564	1.00%	30,058	53.52%	24,414	43.47%	1,691	3.01%	26,840	47.61%	28,421	50.42%	1,113	1.97%
23	66,536	63.72%	34,258	32.81%	2,533	2.43%	1,097	1.05%	66,097	63.75%	33,738	32.54%	3,854	3.72%	38,470	36.97%	63,422	60.94%	2,179	2.09%
24	81,588	60.18%	48,704	35.92%	3,791	2.80%	1,501	1.11%	82,001	61.34%	46,346	34.67%	5,340	3.99%	50,726	37.68%	81,089	60.23%	2,811	2.09%
25	53,818	57.69%	35,522	38.08%	2,786	2.99%	1,163	1.25%	53,722	58.16%	34,268	37.10%	4,383	4.74%	37,919	40.82%	52,531	56.55%	2,441	2.63%
26A	52,184	21.10%	184,345	74.54%	7,244	2.93%	3,529	1.43%	58,624	24.02%	176,595	72.35%	8,875	3.64%	183,232	74.74%	55,791	22.76%	6,143	2.51%
26B	101,694	46.81%	103,734	47.74%	8,126	3.74%	3,717	1.71%	112,917	52.44%	94,305	43.79%	8,115	3.77%	107,672	49.78%	102,965	47.60%	5,674	2.62%
27	42,810	66.51%	19,400	30.14%	1,517	2.36%	642	1.00%	41,230	64.75%	19,227	30.19%	3,222	5.06%	21,631	33.76%	40,812	63.70%	1,630	2.54%
28	29,094	70.18%	11,244	27.12%	867	2.09%	252	0.61%	27,669	67.34%	11,461	27.90%	1,956	4.76%	12,821	31.04%	27,710	67.08%	776	1.88%
29	69,919	72.37%	23,379	24.20%	2,490	2.58%	824	0.85%	69,103	72.16%	22,870	23.88%	3,792	3.96%	28,383	29.52%	65,581	68.21%	2,184	2.27%
30A	21,959	49.80%	20,208	45.83%	1,324	3.00%	602	1.37%	23,020	52.52%	19,298	44.03%	1,509	3.44%	21,751	49.63%	21,005	47.93%	1,071	2.44%
30B	24,566	49.60%	22,244	44.91%	1,791	3.62%	926	1.87%	27,618	55.91%	20,281	41.06%	1,496	3.03%	24,252	49.04%	24,146	48.83%	1,051	2.13%
30C	22,968	49.53%	21,314	45.96%	1,467	3.16%	627	1.35%	24,221	52.53%	20,298	44.02%	1,592	3.45%	23,108	50.04%	21,954	47.54%	1,117	2.42%
30D	6,498	16.95%	30,686	80.06%	793	2.07%	352	0.92%	7,160	18.90%	29,782	78.61%	946	2.50%	30,565	80.69%	6,565	17.33%	751	1.98%
31	40,635	74.48%	12,127	22.23%	1,303	2.39%	496	0.91%	39,703	73.41%	12,253	22.66%	2,126	3.93%	15,758	29.05%	37,312	68.79%	1,171	2.16%
32	68,647	68.08%	28,501	28.26%	2,622	2.60%	1,068	1.06%	66,396	66.63%	28,083	28.18%	5,177	5.19%	33,233	33.16%	64,171	64.04%	2,806	2.80%
33	61,798	64.09%	31,177	32.33%	2,445	2.54%	1,011	1.05%	60,298	63.29%	30,582	32.10%	4,388	4.61%	33,708	35.16%	60,006	62.60%	2,146	2.24%
34	57,283	67.64%	24,861	29.35%	1,821	2.15%	729	0.86%	55,359	66.14%	24,823	29.66%	3,518	4.20%	27,445	32.58%	55,105	65.41%	1,699	2.02%
35	101,166	68.56%	40,879	27.70%	3,810	2.58%	1,706	1.16%	97,915	67.19%	40,744	27.96%	7,080	4.86%	47,181	32.16%	95,895	65.37%	3,618	2.47%
36	50,860	75.17%	14,606	21.59%	1,506	2.23%	691	1.02%	49,537	73.84%	14,824	22.10%	2,726	4.06%	18,259	27.06%	47,864	70.92%	1,363	2.02%
37	39,445	58.39%	24,545	36.33%	2,236	3.31%	1,333	1.97%	38,520	57.92%	25,094	37.73%	2,896	4.35%	28,352	42.24%	36,813	54.84%	1,963	2.92%

	US President 2016: Trump-Clinton-Johnson								US Senate 2016: Burr-Ross-Haugh						Governor 2016: Cooper-McCrory-Cecil					
District	Rep	Rep %	Dem	Dem %	Lib	Lib %	Write-In	Write-In %	Rep	Rep %	Dem	Dem %	Lib	Lib %	Dem	Dem %	Rep	Rep %	Lib	Lib %
38	36,439	72.61%	12,179	24.27%	1,020	2.03%	544	1.08%	34,037	69.05%	13,141	26.66%	2,112	4.28%	15,534	31.35%	32,721	66.03%	1,300	2.62%
39A	33,713	52.48%	27,059	42.12%	2,069	3.22%	1,400	2.18%	33,622	52.89%	27,264	42.89%	2,681	4.22%	30,503	47.79%	31,328	49.08%	1,999	3.13%
39B	22,002	29.45%	48,390	64.78%	2,217	2.97%	2,094	2.80%	22,467	30.38%	48,627	65.76%	2,852	3.86%	51,369	69.22%	20,548	27.69%	2,295	3.09%
40	53,097	61.05%	30,120	34.63%	2,387	2.74%	1,375	1.58%	52,069	60.62%	30,512	35.53%	3,307	3.85%	34,359	39.90%	49,373	57.34%	2,377	2.76%
41	62,972	64.60%	30,185	30.97%	2,908	2.98%	1,412	1.45%	59,345	61.97%	32,160	33.59%	4,252	4.44%	37,461	38.95%	55,660	57.87%	3,059	3.18%
Totals:	2,359,749	49.90%	2,180,316	46.10%	129,929	2.75%	59,397	1.26%	2,392,439	51.13%	2,119,696	45.30%	167,190	3.57%	2,300,381	48.95%	2,296,039	48.86%	102,729	2.19%

H717v5 District Court: Lieutenant Governor 2016, Attorney General 2016

	Lieutenant Governor 2016: Forest-Coleman-Cole						Attorney General 2016: Stein-Newton			
District	Rep	Rep %	Dem	Dem %	Lib	Lib %	Dem	Dem %	Rep	Rep %
1	41,383	58.08%	27,791	39.01%	2,074	2.91%	29,267	41.81%	40,740	58.19%
2	24,324	54.32%	19,611	43.79%	847	1.89%	20,901	47.15%	23,428	52.85%
3	57,464	64.37%	29,461	33.00%	2,347	2.63%	31,586	35.67%	56,959	64.33%
4	64,600	61.37%	37,553	35.67%	3,118	2.96%	40,818	39.23%	63,223	60.77%
5	44,809	54.03%	36,661	44.21%	1,464	1.77%	39,212	47.73%	42,941	52.27%
6	36,380	46.47%	39,926	50.99%	1,989	2.54%	42,335	54.50%	35,349	45.50%
7	49,142	45.09%	58,179	53.39%	1,659	1.52%	60,866	55.90%	48,021	44.10%
8	21,514	34.51%	40,072	64.27%	762	1.22%	41,314	66.79%	20,538	33.21%
9	48,127	50.58%	45,039	47.34%	1,983	2.08%	49,382	52.43%	44,807	47.57%
10AE	63,097	39.28%	92,086	57.33%	5,431	3.38%	100,497	63.13%	58,703	36.87%
10BD	51,044	31.95%	103,775	64.95%	4,966	3.11%	111,241	70.19%	47,243	29.81%
10C	52,490	52.31%	44,964	44.81%	2,884	2.87%	50,536	50.95%	48,648	49.05%
10F	51,144	53.26%	41,727	43.46%	3,148	3.28%	46,341	48.72%	48,782	51.28%
11	95,819	62.22%	54,150	35.16%	4,039	2.62%	61,563	40.36%	90,973	59.64%
12A	23,688	57.20%	16,330	39.43%	1,392	3.36%	18,587	45.30%	22,446	54.70%
12B	27,571	56.81%	19,023	39.20%	1,938	3.99%	22,146	46.00%	25,996	54.00%
12C	22,007	49.08%	21,097	47.05%	1,731	3.86%	23,974	53.93%	20,479	46.07%
13	63,418	60.76%	38,567	36.95%	2,384	2.28%	44,654	43.18%	58,755	56.82%
14	23,450	45.42%	27,052	52.40%	1,126	2.18%	28,635	56.04%	22,461	43.96%
15A	15,379	27.65%	38,293	68.84%	1,951	3.51%	39,913	72.16%	15,402	27.84%
15B	35,354	51.72%	30,831	45.10%	2,169	3.17%	33,460	49.22%	34,515	50.78%
16	38,165	58.56%	25,129	38.56%	1,878	2.88%	27,405	42.45%	37,153	57.55%
18A	14,158	28.79%	33,810	68.75%	1,208	2.46%	35,803	73.26%	13,071	26.74%
18B	7,330	15.29%	39,391	82.18%	1,210	2.52%	40,611	85.08%	7,124	14.92%
18C	11,733	21.17%	42,168	76.09%	1,520	2.74%	44,376	80.54%	10,725	19.46%
19	21,581	26.88%	56,358	70.19%	2,351	2.93%	59,666	74.74%	20,162	25.26%
20	39,400	56.52%	28,247	40.52%	2,061	2.96%	31,692	45.78%	37,542	54.22%
21	31,623	60.90%	19,145	36.87%	1,162	2.24%	21,186	41.06%	30,407	58.94%
22A	14,362	34.79%	25,575	61.94%	1,350	3.27%	27,150	66.12%	13,914	33.88%
22B	17,506	34.15%	32,292	63.00%	1,463	2.85%	34,424	67.48%	16,592	32.52%
22C	32,493	57.15%	22,787	40.08%	1,573	2.77%	25,375	44.87%	31,177	55.13%
22D	7,216	15.90%	36,685	80.84%	1,480	3.26%	38,043	84.29%	7,093	15.71%
22E	29,885	53.88%	24,195	43.62%	1,383	2.49%	26,447	47.98%	28,679	52.02%
23	66,412	64.92%	33,416	32.66%	2,478	2.42%	37,750	37.14%	63,888	62.86%
24	83,046	63.15%	44,932	34.17%	3,533	2.69%	51,906	39.84%	78,387	60.16%
25	54,841	60.27%	33,227	36.52%	2,925	3.21%	38,199	42.36%	51,987	57.64%
26A	59,164	24.59%	172,772	71.81%	8,676	3.61%	182,766	76.44%	56,330	23.56%
26B	114,902	54.28%	89,945	42.49%	6,843	3.23%	102,781	48.98%	107,074	51.02%
27	42,102	67.03%	18,919	30.12%	1,789	2.85%	22,850	36.63%	39,532	63.37%
28	28,407	70.19%	11,091	27.41%	971	2.40%	13,508	33.62%	26,665	66.38%
29	68,742	72.98%	22,962	24.38%	2,484	2.64%	27,334	29.13%	66,486	70.87%
30A	22,668	52.72%	19,052	44.31%	1,275	2.97%	21,254	49.68%	21,530	50.32%
30B	26,814	55.36%	20,273	41.86%	1,349	2.79%	23,264	48.26%	24,938	51.74%
30C	23,788	52.50%	20,173	44.52%	1,353	2.99%	22,531	49.97%	22,561	50.03%
30D	6,711	17.98%	29,636	79.41%	972	2.60%	30,551	82.22%	6,607	17.78%
31	38,890	73.36%	12,775	24.10%	1,344	2.54%	15,410	29.18%	37,405	70.82%
32	68,255	69.62%	26,923	27.46%	2,860	2.92%	33,209	34.17%	63,968	65.83%
33	62,528	66.34%	29,237	31.02%	2,482	2.63%	34,674	37.17%	58,599	62.83%
34	56,985	68.84%	23,853	28.82%	1,935	2.34%	29,013	35.41%	52,910	64.59%
35	100,675	69.98%	39,295	27.31%	3,890	2.70%	49,367	34.57%	93,453	65.43%
36	49,285	74.91%	14,936	22.70%	1,569	2.38%	18,499	28.41%	46,619	71.59%
37	38,044	58.57%	24,430	37.61%	2,485	3.83%	27,733	43.22%	36,427	56.78%

	Lieutenant Governor 2016: Forest-Coleman-Cole						Attorney General 2016: Stein-Newton			
District	Rep	Rep %	Dem	Dem %	Lib	Lib %	Dem	Dem %	Rep	Rep %
38	34,392	70.73%	12,763	26.25%	1,472	3.03%	14,669	30.47%	33,469	69.53%
39A	32,802	52.52%	27,159	43.48%	2,497	4.00%	29,701	47.91%	32,295	52.09%
39B	21,751	29.89%	47,836	65.74%	3,178	4.37%	50,723	70.28%	21,450	29.72%
40	52,730	62.18%	29,507	34.79%	2,569	3.03%	32,269	38.37%	51,823	61.63%
41	59,029	62.59%	31,893	33.82%	3,390	3.59%	35,488	38.03%	57,825	61.97%
Totals:	2,390,619	51.88%	2,084,975	45.25%	132,360	2.87%	2,294,855	50.20%	2,276,276	49.80%

H717v5 District Court: Court of Appeals 2016

	Dietz Seat: Dietz-Rozier				Geer Seat: Murphy-Eagles-Buie						Hunter Seat: Hunter-Jones				Stephens Seat: Berger-Stephens				Zachary Seat: Zachary-Mitchell			
District	Rep	Rep %	Dem	Dem %	Rep	Rep %	Dem	Dem %	Una	Una %	Rep	Rep %	Dem	Dem %	Rep	Rep %	Dem	Dem %	Rep	Rep %	Dem	Dem %
1	40,601	60.13%	26,918	39.87%	37,715	55.60%	26,534	39.11%	3,588	5.29%	41,476	61.11%	26,395	38.89%	38,591	56.72%	29,445	43.28%	40,793	60.57%	26,561	39.43%
2	23,508	55.34%	18,975	44.66%	22,259	51.95%	18,801	43.88%	1,785	4.17%	24,349	56.80%	18,516	43.20%	22,665	52.88%	20,197	47.12%	23,387	55.19%	18,985	44.81%
3	56,245	66.47%	28,368	33.53%	52,927	61.96%	28,109	32.90%	4,390	5.14%	57,225	67.15%	27,993	32.85%	54,191	63.41%	31,272	36.59%	56,290	66.88%	27,873	33.12%
4	61,478	61.95%	37,764	38.05%	58,109	57.87%	36,278	36.13%	6,031	6.01%	63,230	63.24%	36,762	36.76%	60,342	59.92%	40,362	40.08%	62,176	62.93%	36,626	37.07%
5	42,220	53.67%	36,453	46.33%	40,395	50.87%	35,811	45.10%	3,203	4.03%	43,584	54.99%	35,677	45.01%	40,929	51.99%	37,793	48.01%	42,578	54.49%	35,568	45.51%
6	35,983	47.85%	39,220	52.15%	33,912	44.72%	38,039	50.16%	3,889	5.13%	36,772	48.67%	38,789	51.33%	34,098	45.33%	41,118	54.67%	36,224	48.35%	38,699	51.65%
7	47,842	45.50%	57,300	54.50%	44,710	42.40%	57,393	54.43%	3,334	3.16%	49,189	46.47%	56,659	53.53%	45,872	43.29%	60,097	56.71%	48,087	45.82%	56,868	54.18%
8	20,361	34.24%	39,111	65.76%	19,230	32.03%	39,267	65.41%	1,538	2.56%	21,171	35.32%	38,773	64.68%	19,467	32.43%	40,569	67.57%	20,361	34.28%	39,034	65.72%
9	46,260	50.82%	44,762	49.18%	42,552	46.33%	44,814	48.79%	4,481	4.88%	47,650	52.00%	43,985	48.00%	44,149	47.58%	48,641	52.42%	46,445	51.23%	44,221	48.77%
10AE	62,537	40.94%	90,225	59.06%	55,573	36.03%	89,136	57.79%	9,525	6.18%	64,376	41.94%	89,112	58.06%	57,770	37.27%	97,253	62.73%	64,334	42.38%	87,471	57.62%
10BD	51,402	33.73%	100,989	66.27%	44,867	29.18%	100,209	65.17%	8,681	5.65%	53,261	34.81%	99,764	65.19%	46,624	30.17%	107,915	69.83%	53,030	34.98%	98,555	65.02%
10C	51,555	54.23%	43,506	45.77%	46,726	48.67%	44,422	46.27%	4,852	5.05%	52,544	54.99%	43,016	45.01%	48,187	49.86%	48,456	50.14%	52,698	55.71%	41,902	44.29%
10F	50,994	55.96%	40,133	44.04%	46,448	50.47%	40,490	44.00%	5,092	5.53%	52,036	56.89%	39,425	43.11%	47,832	51.67%	44,737	48.33%	52,289	57.63%	38,449	42.37%
11	90,392	62.26%	54,802	37.74%	84,184	57.44%	52,840	36.05%	9,535	6.51%	93,262	63.94%	52,599	36.06%	86,253	58.50%	61,195	41.50%	92,228	63.76%	52,422	36.24%
12A	23,008	58.43%	16,369	41.57%	21,438	54.12%	15,584	39.34%	2,587	6.53%	23,387	59.34%	16,025	40.66%	22,202	56.05%	17,409	43.95%	23,354	59.54%	15,867	40.46%
12B	27,022	59.82%	18,153	40.18%	24,487	53.79%	17,391	38.20%	3,648	8.01%	27,452	60.78%	17,713	39.22%	25,409	55.58%	20,311	44.42%	27,416	61.20%	17,384	38.80%
12C	21,541	51.19%	20,536	48.81%	19,461	45.96%	19,591	46.27%	3,289	7.77%	21,884	52.03%	20,179	47.97%	20,275	47.72%	22,215	52.28%	21,873	52.37%	19,897	47.63%
13	59,758	60.16%	39,570	39.84%	57,035	57.22%	37,391	37.51%	5,258	5.27%	62,263	62.68%	37,073	37.32%	58,447	58.64%	41,232	41.36%	61,016	61.95%	37,484	38.05%
14	21,423	43.64%	27,670	56.36%	20,753	42.09%	25,640	52.00%	2,915	5.91%	22,939	46.44%	26,457	53.56%	21,280	42.92%	28,299	57.08%	21,557	44.08%	27,345	55.92%
15A	15,470	28.68%	38,464	71.32%	13,686	25.30%	37,119	68.63%	3,281	6.07%	15,956	29.55%	38,043	70.45%	14,518	26.76%	39,728	73.24%	16,013	29.75%	37,821	70.25%
15B	34,861	52.75%	31,232	47.25%	31,890	48.15%	30,011	45.31%	4,331	6.54%	35,844	54.20%	30,287	45.80%	33,289	50.06%	33,205	49.94%	35,504	53.81%	30,471	46.19%
16	37,837	61.39%	23,801	38.61%	34,680	55.65%	23,840	38.25%	3,800	6.10%	38,316	61.83%	23,652	38.17%	36,071	57.50%	26,658	42.50%	38,050	62.06%	23,266	37.94%
18A	14,181	29.83%	33,364	70.17%	12,522	26.19%	33,017	69.06%	2,267	4.74%	14,527	30.48%	33,132	69.52%	12,979	26.95%	35,180	73.05%	14,487	30.55%	32,933	69.45%
18B	7,597	16.29%	39,053	83.71%	6,619	14.13%	38,245	81.62%	1,991	4.25%	7,893	16.89%	38,844	83.11%	6,963	14.80%	40,078	85.20%	7,932	17.03%	38,649	82.97%
18C	12,349	23.03%	41,262	76.97%	10,113	18.77%	41,013	76.12%	2,755	5.11%	12,710	23.67%	40,984	76.33%	10,833	20.00%	43,345	80.00%	12,788	23.91%	40,698	76.09%
19	22,015	28.57%	55,033	71.43%	18,907	24.35%	54,315	69.94%	4,433	5.71%	22,884	29.61%	54,408	70.39%	20,181	25.83%	57,938	74.17%	22,615	29.45%	54,176	70.55%
20	38,881	58.09%	28,052	41.91%	35,777	53.25%	27,874	41.49%	3,531	5.26%	39,579	58.99%	27,519	41.01%	37,431	55.30%	30,260	44.70%	39,008	58.42%	27,769	41.58%
21	31,165	62.30%	18,860	37.70%	29,014	57.61%	18,664	37.06%	2,686	5.33%	31,655	62.95%	18,634	37.05%	30,412	59.21%	20,951	40.79%	31,227	62.47%	18,758	37.53%
22A	14,723	37.25%	24,806	62.75%	13,056	32.86%	24,493	61.64%	2,188	5.51%	15,172	38.21%	24,532	61.79%	13,761	34.40%	26,247	65.60%	14,755	37.44%	24,658	62.56%
22B	18,343	37.58%	30,467	62.42%	15,378	31.26%	31,628	64.30%	2,182	4.44%	19,176	39.02%	29,970	60.98%	16,282	32.77%	33,401	67.23%	18,242	37.45%	30,474	62.55%
22C	32,755	60.82%	21,102	39.18%	29,617	54.58%	21,985	40.52%	2,661	4.90%	33,388	61.72%	20,712	38.28%	31,042	56.48%	23,917	43.52%	32,845	61.08%	20,932	38.92%
22D	7,631	17.46%	36,076	82.54%	6,475	14.71%	35,259	80.13%	2,269	5.16%	8,312	18.93%	35,587	81.07%	6,988	15.83%	37,161	84.17%	7,716	17.67%	35,959	82.33%
22E	29,603	55.76%	23,483	44.24%	27,224	51.06%	23,536	44.15%	2,555	4.79%	30,353	56.92%	22,975	43.08%	28,608	53.09%	25,277	46.91%	29,717	56.01%	23,337	43.99%
23	65,120	66.63%	32,619	33.37%	60,918	61.74%	32,233	32.67%	5,514	5.59%	66,270	67.30%	32,194	32.70%	63,519	63.99%	35,747	36.01%	65,462	66.99%	32,260	33.01%
24	80,120	64.24%	44,605	35.76%	74,650	59.31%	44,181	35.10%	7,028	5.58%	81,355	64.94%	43,928	35.06%	77,641	61.57%	48,467	38.43%	79,922	64.26%	44,449	35.74%
25	54,355	62.12%	33,143	37.88%	49,461	56.21%	32,338	36.75%	6,198	7.04%	55,092	62.73%	32,729	37.27%	51,803	58.74%	36,381	41.26%	54,645	62.53%	32,748	37.47%
26A	60,856	26.48%	169,006	73.52%	51,973	22.48%	165,341	71.51%	13,895	6.01%	62,325	27.02%	168,319	72.98%	54,791	23.73%	176,140	76.27%	60,067	26.07%	170,343	73.93%
26B	115,671	58.18%	83,133	41.82%	102,736	51.39%	86,240	43.14%	10,947	5.48%	117,920	59.15%	81,441	40.85%	105,392	52.78%	94,303	47.22%	113,330	57.16%	84,932	42.84%
27	41,541	68.70%	18,922	31.30%	38,380	63.02%	18,811	30.89%	3,707	6.09%	42,138	69.37%	18,606	30.63%	40,009	65.86%	20,740	34.14%	41,485	68.86%	18,763	31.14%
28	26,898	70.63%	11,187	29.37%	25,163	65.56%	11,011	28.69%	2,208	5.75%	27,421	71.70%	10,822	28.30%	26,095	67.99%	12,287	32.01%	26,926	70.27%	11,392	29.73%
29	68,515	75.68%	22,014	24.32%	63,251	69.59%	22,244	24.47%	5,397	5.94%	69,176	76.19%	21,617	23.81%	66,847	73.06%	24,647	26.94%	68,332	75.66%	21,985	24.34%
30A	23,031	56.06%	18,051	43.94%	20,557	49.70%	18,126	43.82%	2,678	6.47%	23,081	56.08%	18,079	43.92%	21,703	52.27%	19,817	47.73%	23,007	56.29%	17,865	43.71%
30B	27,836	60.39%	18,257	39.61%	24,007	51.95%	19,198	41.54%	3,010	6.51%	27,683	60.07%	18,400	39.93%	25,088	54.02%	21,355	45.98%	27,708	60.47%	18,116	39.53%
30C	24,378	56.26%	18,953	43.74%	21,549	49.55%	19,051	43.81%	2,890	6.65%	24,300	56.02%	19,080	43.98%	22,770	52.09%	20,941	47.91%	24,367	56.49%	18,766	43.51%
30D	7,096	19.73%	28,877	80.27%	5,973	16.48%	28,218	77.88%	2,043	5.64%	7,113	19.74%	28,919	80.26%	6,535	18.00%	29,765	82.00%	7,216	20.13%	28,635	79.87%
31	38,406	75.24%	12,638	24.76%	35,867	69.93%	12,167	23.72%	3,255	6.35%	39,291	76.57%	12,024	23.43%	37,397	72.18%	14,414	27.82%	38,366	75.36%	12,546	24.64%
32	65,907	71.08%	26,816	28.92%	60,749	64.89%	26,487	28.29%	6,379	6.81%	66,527	71.35%	26,711	28.65%	63,007	67.44%	30,413	32.56%	65,690	71.07%	26,745	28.93%
33	59,508	66.90%	29,442	33.10%	55,460	61.77%	29,167	32.49%	5,156	5.74%	60,089	67.25%	29,264	32.75%	57,118	63.56%	32,743	36.44%	59,024	66.70%	29,473	33.30%
34	54,885	69.55%	24,033	30.45%	51,057	64.10%	24,152	30.32%	4,444	5.58%	55,426	69.83%	23,946	30.17%	52,754	66.27%	26,846	33.73%	54,278	69.04%	24,339	30.96%
35	98,781	71.49%	39,394	28.51%	90,859	65.41%	39,423</															

H717v5 District Court: Court of Appeals 2016

	Dietz Seat: Dietz-Rozier				Geer Seat: Murphy-Eagles-Buie						Hunter Seat: Hunter-Jones				Stephens Seat: Berger-Stephens				Zachary Seat: Zachary-Mitchell			
District	Rep	Rep %	Dem	Dem %	Rep	Rep %	Dem	Dem %	Una	Una %	Rep	Rep %	Dem	Dem %	Rep	Rep %	Dem	Dem %	Rep	Rep %	Dem	Dem %
38	34,000	72.85%	12,670	27.15%	31,639	67.60%	12,247	26.17%	2,915	6.23%	34,902	74.14%	12,176	25.86%	32,274	69.27%	14,316	30.73%	33,235	71.64%	13,155	28.36%
39A	33,625	56.55%	25,838	43.45%	30,708	51.29%	25,101	41.93%	4,058	6.78%	34,674	58.10%	25,008	41.90%	31,512	52.73%	28,248	47.27%	33,505	56.54%	25,757	43.46%
39B	22,969	32.99%	46,648	67.01%	20,215	28.87%	45,173	64.52%	4,623	6.60%	24,735	35.42%	45,097	64.58%	20,926	29.93%	48,981	70.07%	22,946	33.10%	46,367	66.90%
40	52,821	65.06%	28,366	34.94%	49,220	60.24%	28,186	34.50%	4,297	5.26%	53,147	65.31%	28,229	34.69%	49,947	61.35%	31,470	38.65%	52,599	64.88%	28,470	35.12%
41	58,674	65.46%	30,953	34.54%	56,141	61.96%	28,963	31.96%	5,511	6.08%	59,025	65.64%	30,897	34.36%	55,367	61.44%	34,742	38.56%	57,780	64.69%	31,539	35.31%
Totals:	2,350,800	53.54%	2,040,100	46.46%	2,156,688	48.77%	2,013,586	45.53%	252,225	5.70%	2,400,169	54.44%	2,008,351	45.56%	2,231,049	50.31%	2,203,187	49.69%	2,358,465	53.88%	2,018,808	46.12%