



# North Carolina AP Partnership (NCAPP)

Report to House Committee on  
Education Strategy and Practices  
April 21, 2016



# NCAPP Mission



The mission of the Partnership between The College Board and the state of North Carolina is to prepare, inspire, and connect students to postsecondary success and opportunity, with a particular focus on minority students and students who are underrepresented in postsecondary education.

*“It is the intent of the State of North Carolina to enhance accessibility and encourage students to enroll in and successfully complete more rigorous advanced courses to enable success in postsecondary education for all students. The North Carolina State Board of Education shall seek a partner to form the North Carolina Advanced Placement Partnership, hereinafter referred to as Partnership, to assist in improving college readiness of secondary students and to assist secondary schools to ensure that students have access to high-quality, rigorous academics with a focus on access to Advanced Placement courses (G.S. 115C-83.4A).”*

# Two Major Initiatives



- Establishes NC AP Partnership with College Board - \$1.5 M
  - Statewide scholarships for teacher PD – 115 Districts
  - 23 Target Districts – rural, lower AP performing districts
  
- Funds all exam fees for AP and IB courses – \$10.3 M (actual 2015 cost \$11.8 M)

# NCAPP Target Districts



Anson County Schools  
Bertie County Schools  
Clinton City Schools  
Columbus County Schools  
Duplin County Schools  
Edgecombe County Schools  
Greene County Schools  
Hoke County Schools  
Lee County Schools  
Lenoir County Schools  
Lexington City Schools  
Montgomery County Schools

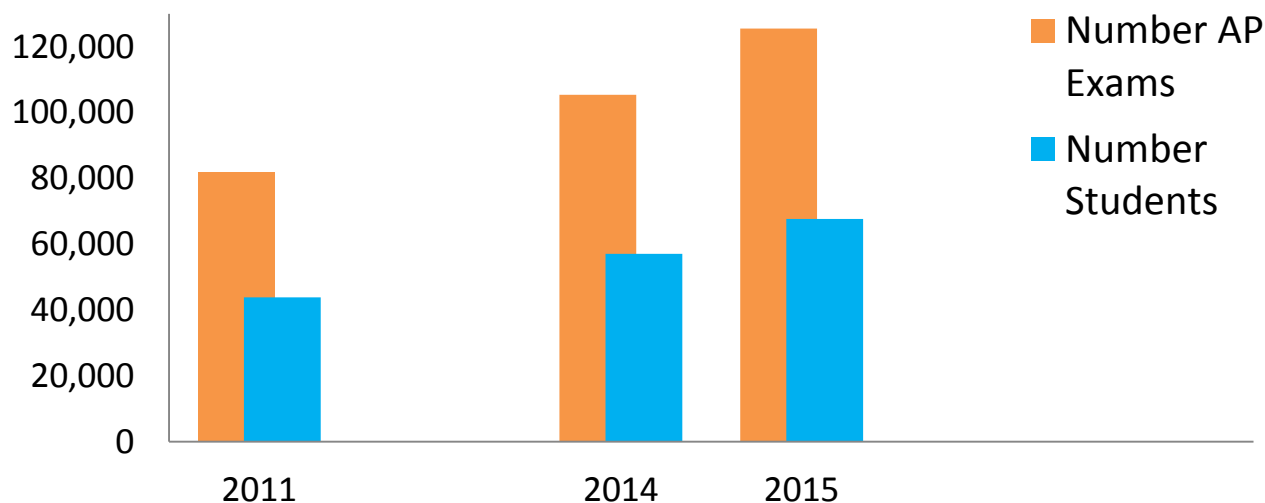
Nash-Rocky Mount Public Schools  
Northampton County Schools  
Pitt County Schools  
Richmond County Schools  
Robeson County Public Schools  
Sampson County Schools  
Scotland County Schools  
Thomasville City Schools  
Warren County Schools  
Washington County Schools  
Wayne County Public Schools

# NC Public School AP Data - 2015



- North Carolina saw growth in all three major categories of AP Participation and Performance:
- 18.7 % increase of exam takers over last year (67,678 students)
  - 19.1 % increase of exams taken over last year (125,547 exams)
  - 9.0 % increase of examinees attained 3+ score over last year (63,837 exams)

**AP Participation - NC Public School Students**



# Racial Participation & Performance Gains



		North Carolina - Public Schools				Total Group - Public Schools			
		# of Exam-Takers	% of Total	# of Exams Taken	# of Grades 3-5	# of Exam-Takers	% of Total	# of Exams Taken	# of Grades 3-5
All	Total	67,678	100.0%	125,547	63,837	2,157,219	100.0%	3,858,200	2,154,772
	Change from last year	+18.7%		+19.1%	+9.0%	+6.0%		+7.2%	+4.9%
Gender	Female	38,378	56.7%	70,348	34,235	1,217,939	56.5%	2,123,525	1,133,217
	Change from last year	+18.7%		+19.1%	+9.0%	+6.0%		+7.2%	+4.9%
Ethnic Group	Black	8,610	12.7%	14,084	3,592	179,373	8.3%	284,666	82,723
	Change from last year	+22.8%		+22.4%	+12.7%	+3.6%		+5.2%	+6.1%
	Hispanic Overall	5,125	7.6%	9,013	3,629	412,422	19.1%	708,766	286,412
	Change from last year	+21.3%		+24.7%	+14.8%	+8.2%		+10.2%	+6.5%
	Mexican American	2,190	3.2%	3,645	1,238	201,726	9.4%	345,739	135,584
	Change from last year	+25.2%		+30.5%	+19.0%	+8.7%		+10.4%	+6.5%
	Puerto Rican	451	0.7%	772	337	22,545	1.0%	37,256	16,366
	Change from last year	+22.2%		+24.7%	+24.8%	+3.6%		+5.2%	+4.6%
	Other Hispanic	2,484	3.7%	4,596	2,054	188,151	8.7%	325,771	134,462
	Change from last year	+17.9%		+20.4%	+11.0%	+8.2%		+10.6%	+6.7%
	Other	2,267	3.3%	4,228	2,045	64,851	3.0%	121,135	68,711
	Change from last year	+11.5%		+11.3%	+1.9%	-3.7%		-1.4%	-1.8%
	No Response	1,573	2.3%	2,284	759	72,162	3.3%	97,617	40,992
	Change from last year	+170.7%		+165.0%	+110.2%	+114.6%		+112.6%	+102.4%



# AP Exam Performance



- 53.9% of public school AP Exam takers scored 3 or higher on at least one AP Exam in May 2015
  - 28.1% of Black examinees scored 3 or higher.
  - 45.5% of Hispanic examinees scored 3 or higher
  - 30.7% of Native American examinees scored 3 or higher.
- Represents 36,504 public school students, compared to 33,307 in 2014 and 27,093 in 2011.
- 3,197 more students earned college credit in 2015.

# NCAPP Target District - Feedback



“The NC AP Partnership has been and continues to be a wonderful opportunity for Thomasville City Schools. Without the Partnership, our teachers would not have the opportunity to collaborate and learn from experienced AP teachers. The workshops have provided time to network with other districts and gain valuable resources to use in the classroom. The Partnership has helped us prepare our advanced middle grade learners for AP courses by offering Pre-AP training for middle school teachers. Thanks to the Partnership, we have been able to send additional teachers to the AP Summer Institutes.”

- Dr. Maria Pitre-Martin, Superintendent of Schools,  
Thomasville City School District





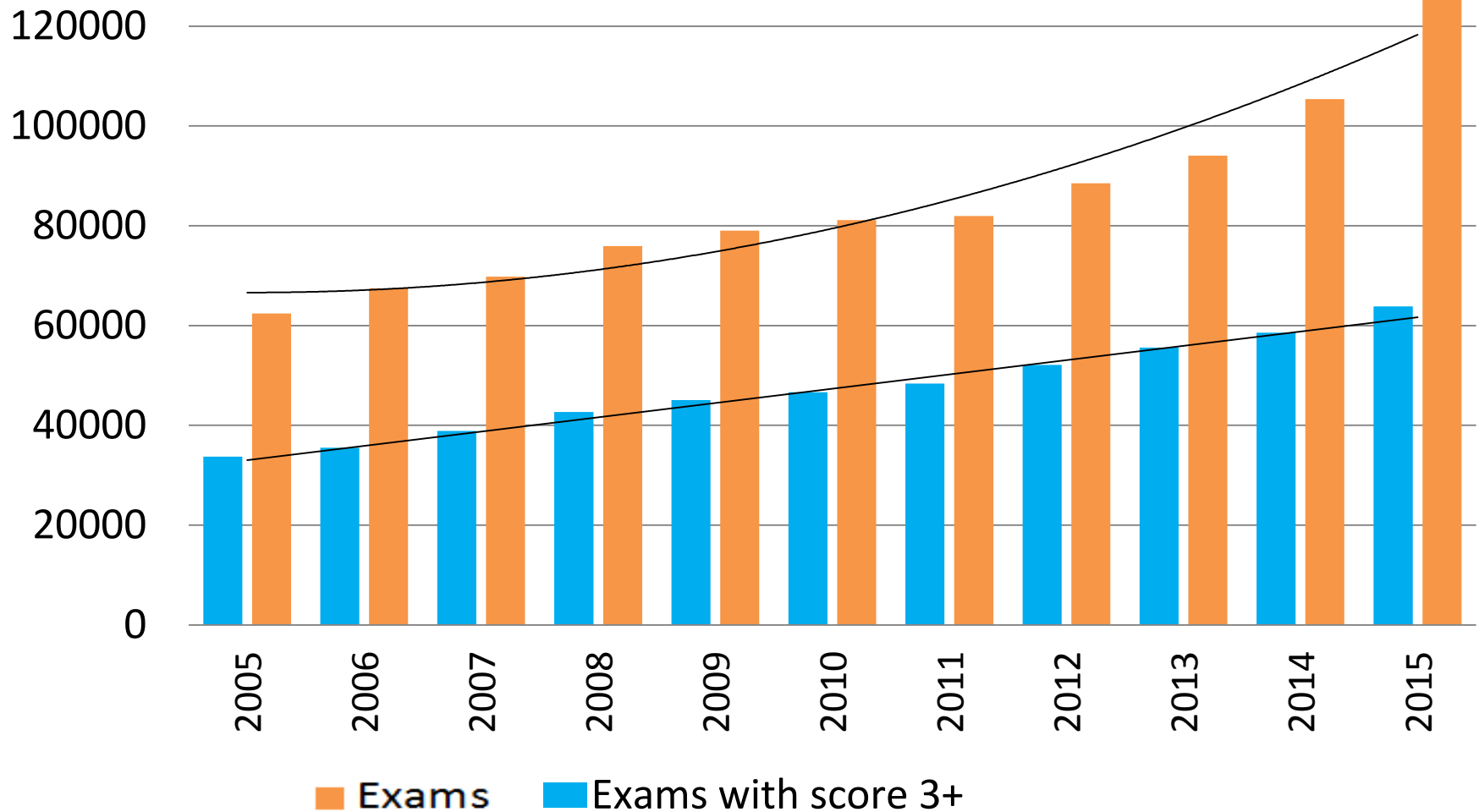
- Scotland County Schools was the only district in NC to be awarded the 2015 Gaston Caperton Opportunity Award, which celebrates institutions that have made exceptional progress in preparing traditionally underserved students for college.

# NCAPP Target District – First Year Results

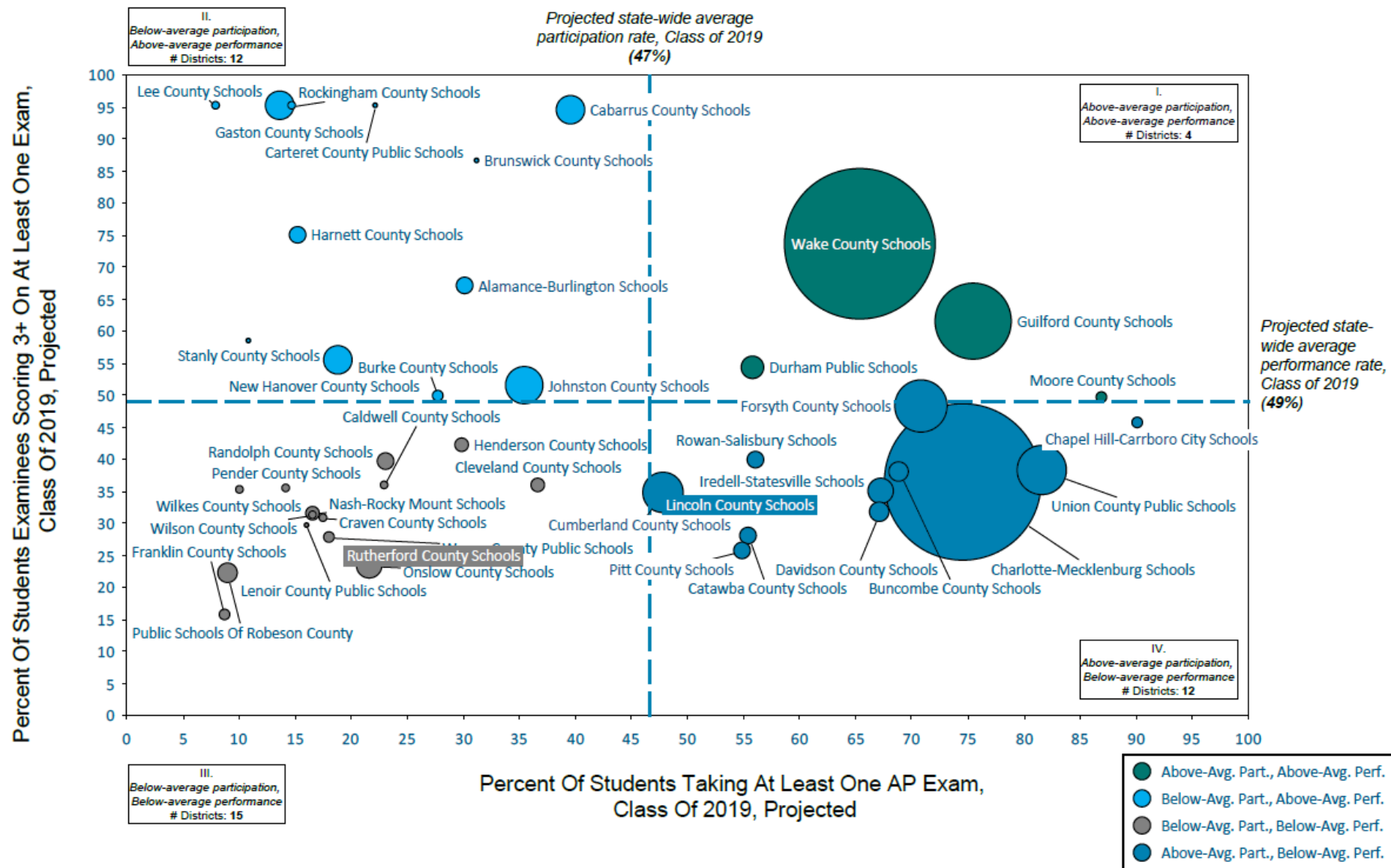


- The number of students taking AP exams in the 23 targeted NCAPP districts **increased 17%** over last year, from 3,439 students in 2014 to 4,030 students in 2015.
- The number of AP exams taken by students in the 23 targeted NCAPP districts **increased 20.7%** over last year, from 5,409 exams in 2014 to 6,533 exams in 2015.
- The number of AP exams receiving a score of 3, 4, or 5 taken by students in the 23 targeted NCAPP districts **increased 12.1%** over last year, from 1,730 exams in 2014 to 1,939 exams in 2015.

# NC Public Schools: AP Participation and Performance – 10 Years

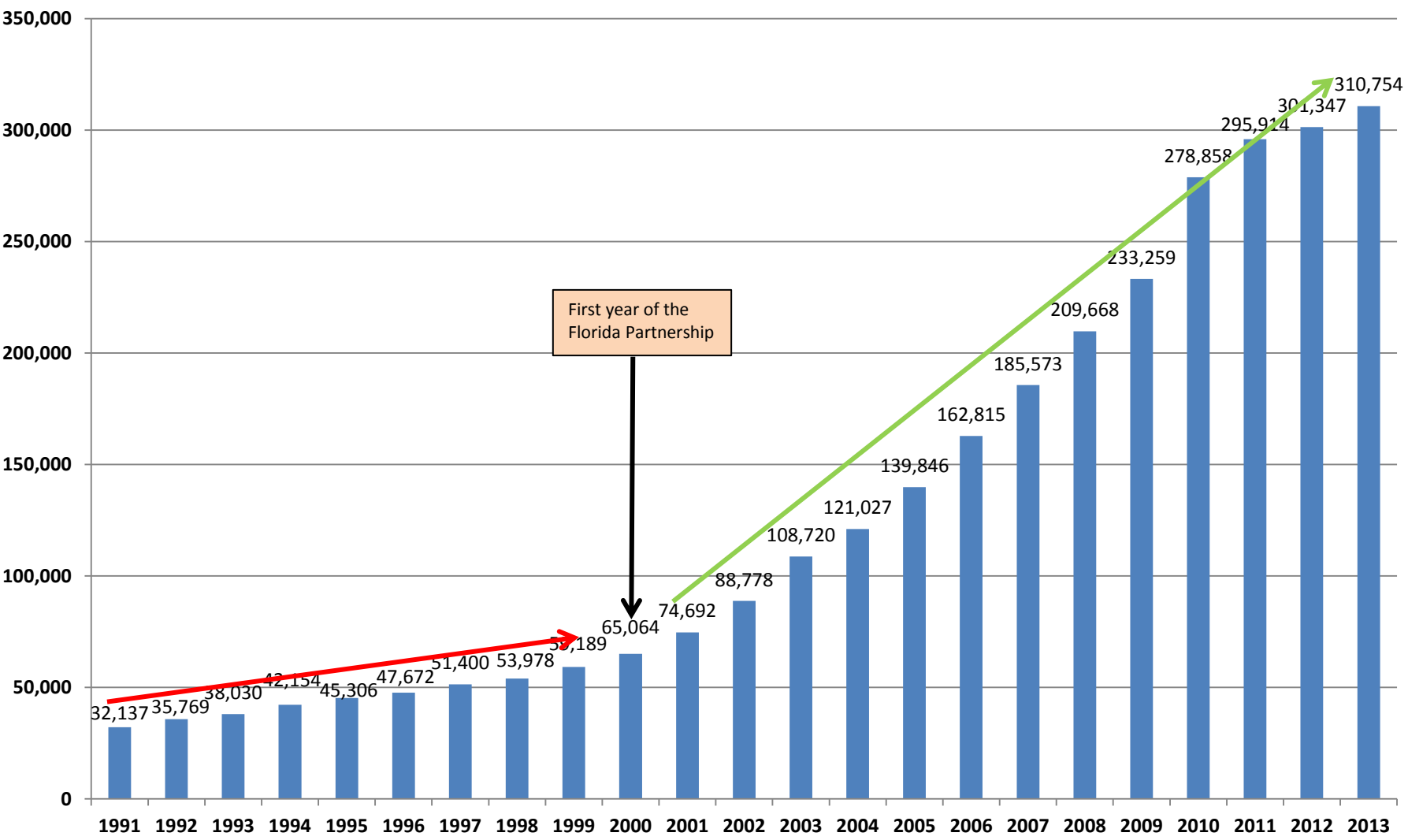


# 23% of NC students in the class of 2019 are projected to earn one or more AP scores of 3+ by graduation

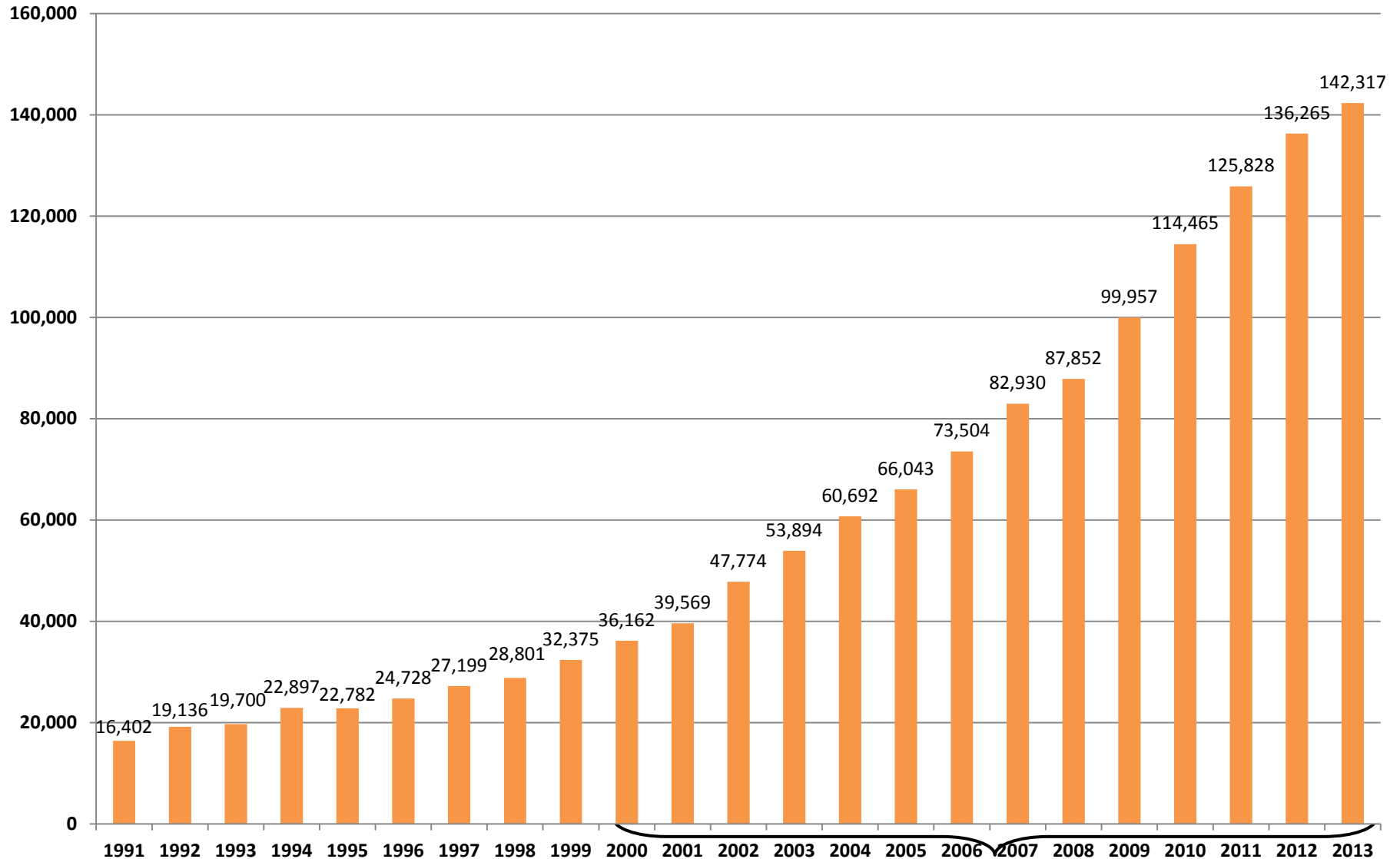




# Since the inception of the Florida Partnership, AP exam volume has increased exponentially from 65K to 310K



# Florida AP Scores 3+ (Eligible for College Credit)



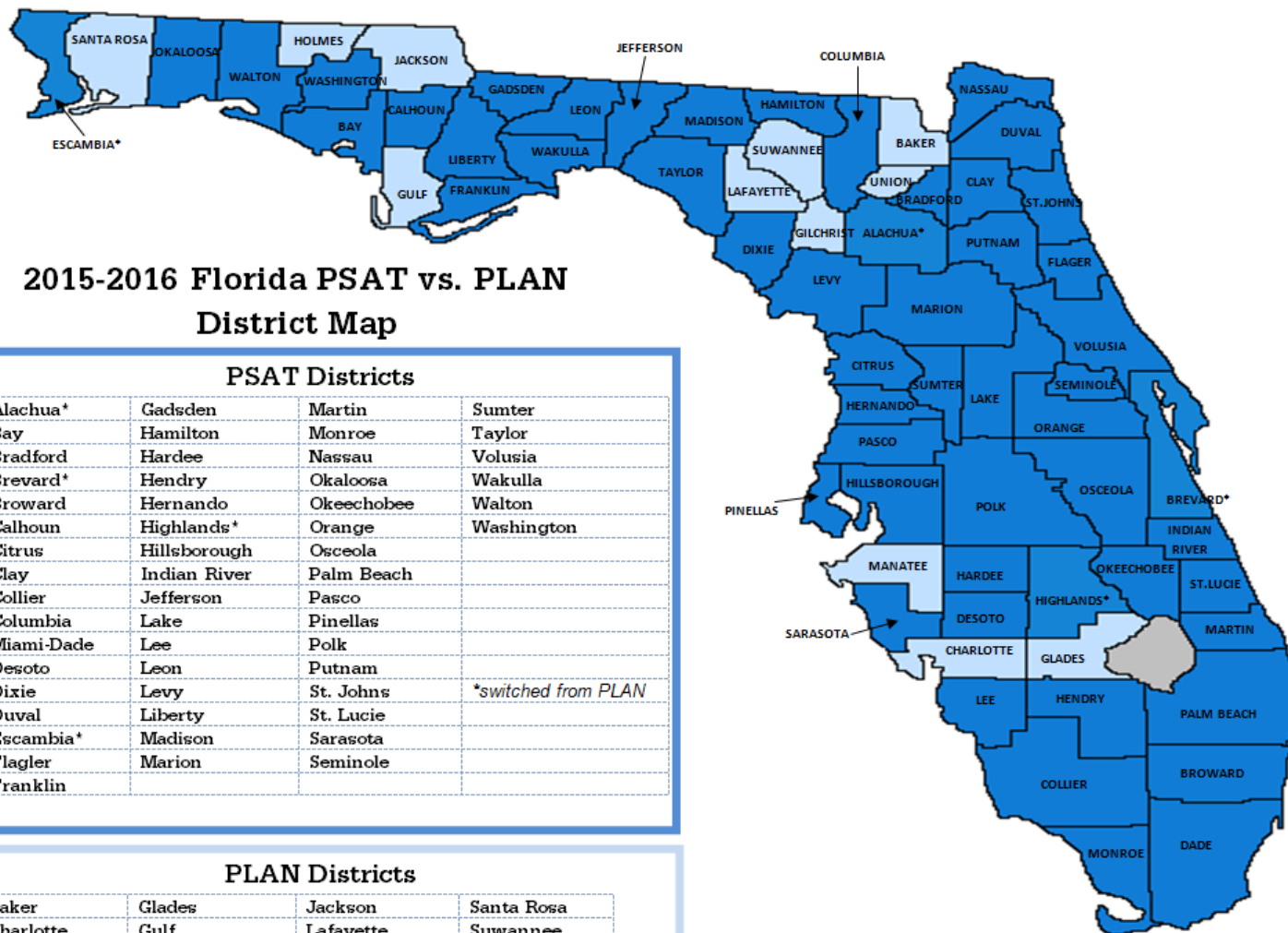
# Hurdle to Continued Success



- "§ 115C 174.20. Tools for student learning.  
To the extent funds are made available for this purpose, the State Board shall plan for and require the administration of diagnostic tests in the **eighth and tenth grades** that align to **the ACT test** in order to help diagnose student learning and provide for students an indication of whether they are on track to be remediation free at a community college or university."
- Due to this legislation, districts are reluctant to use the PSAT, which provides AP Potential data, a critical tool in growing AP.
- To maximize growth of AP Programs in NC, vendor-neutral language would help districts understand that they are able to choose the PSAT for their 10<sup>th</sup> grade assessment.



# Florida districts have choice, and choose PSAT



# The Power of AP Potential



➤ Identifies “diamond-in-the-rough” students

➤ Promotes equity

- Helps identify students who initially might have been overlooked for AP courses

➤ Easy to use tool for principals, teachers, and counselors to:

- Expand AP programs
- Increase enrollment in current AP courses

## Our Potential Loss

In each graduating class, **hundreds of thousands of students** demonstrate high potential for success in AP math course work



## Where is the greatest potential lost?

Among students with high potential for success in AP math course work, only:

**6 out of 10**

Asian/Asian American/  
Pacific Islander students



**4 out of 10**

white students



**3 out of 10**

Hispanic/Latino students



**3 out of 10**

black/African  
American students



**2 out of 10**

American Indian/  
Alaska Native students



...took any such AP math course.

# Connecting Students to Scholarship



NATIONAL MERIT  
SCHOLARSHIP PROGRAM

**Students taking the PSAT/NMSQT® now have increased access to nearly \$180 million in combined annual awards for low-income and minority students.**



# Your North Carolina College Board Team



## K-12 Team

Kathleen Koch

Director, NC AP Partnership

[kkoch@collegeboard.org](mailto:kkoch@collegeboard.org)

Jerry McMahan

Associate Director, NC AP Partnership

[jmcmahan@collegeboard.org](mailto:jmcmahan@collegeboard.org)

Gia Kaul

Director

[gkaul@collegeboard.org](mailto:gkaul@collegeboard.org)

## Higher Education Team

Tony Pace

Senior Director

[tpace@collegeboard.org](mailto:tpace@collegeboard.org)

Joseph Montgomery

Educational Manager

[jmontgomery@collegeboard.org](mailto:jmontgomery@collegeboard.org)

## Government Relations

Stacy Bassett

Senior Director

[sbassett@collegeboard.org](mailto:sbassett@collegeboard.org)