

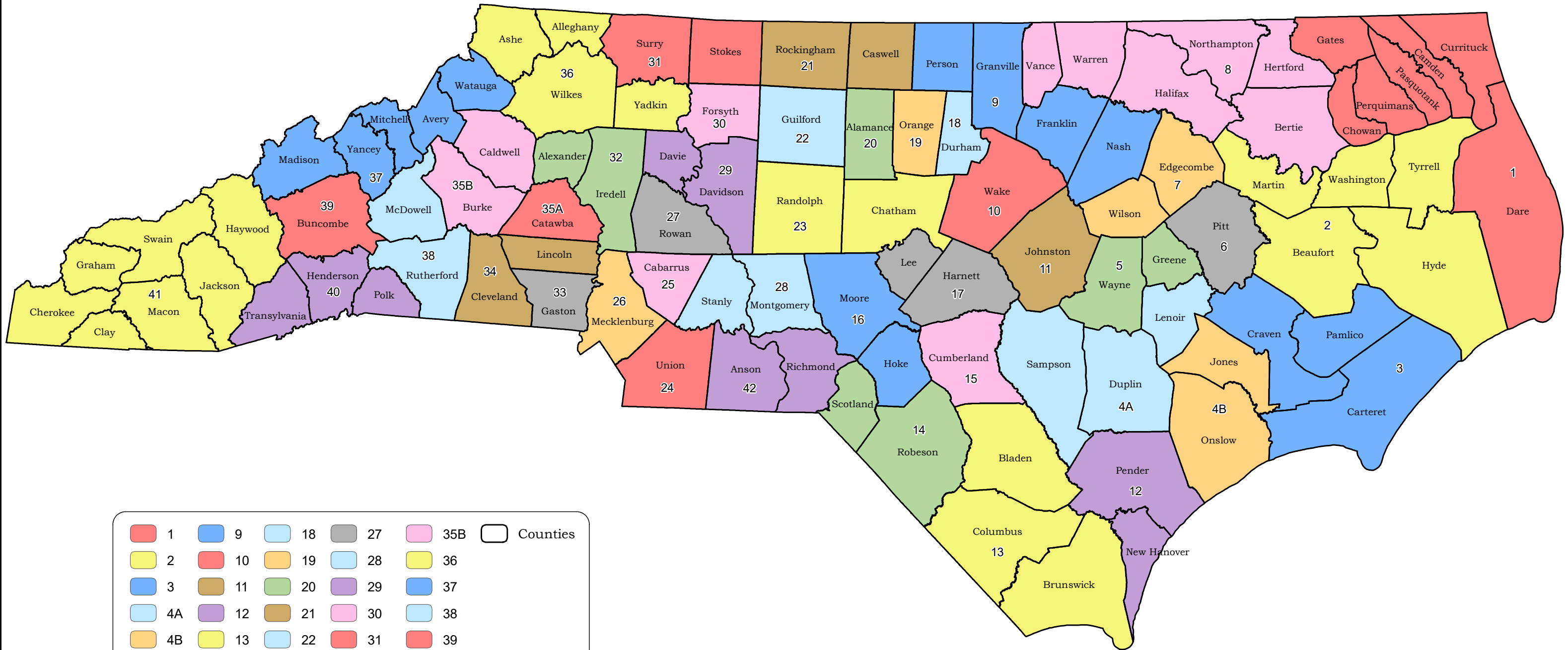


# Draft Plan from Select Committee Chairs – Prosecutorial Districts



JBK-17: Population

	2010 Census		OSMB
District	Total Pop	18+ Pop	July 16 Est
1	148,551	115,423	152,921
2	95,709	74,833	93,398
3	183,118	143,986	186,954
4A	181,431	135,952	204,268
4B	187,925	140,779	180,683
5	143,985	108,549	146,229
6	168,148	130,350	175,885
7	137,786	103,855	135,260
8	189,135	146,485	181,899
9	255,839	195,595	259,027
10	900,993	666,380	1,026,748
11	168,878	121,908	189,460
12	254,884	202,582	283,067
13	200,719	158,909	219,599
14	170,325	125,325	168,446
15	319,431	233,890	329,824
16	135,199	101,865	148,316
17	172,544	125,857	188,027
18	267,587	207,266	301,520
19	133,801	105,832	140,853
20	151,131	115,688	159,054
21	117,362	91,684	115,580
22	488,406	373,923	520,230
23	205,257	156,702	216,997
24	201,292	140,412	223,915
25	178,011	129,230	200,663
26	919,628	686,290	1,053,545
27	138,428	105,486	140,970
28	88,383	67,904	89,519
29	204,118	155,495	208,348
30	350,670	265,269	369,144
31	121,074	93,336	119,594
32	196,635	147,597	211,675
33	206,086	156,845	215,489
34	176,343	134,864	180,277
35A	154,358	117,563	156,473
35B	173,941	134,967	172,607
36	146,182	114,172	146,298
37	123,037	102,215	128,477
38	112,806	87,797	113,213
39	238,318	189,478	258,406
40	160,340	128,611	169,554
41	194,102	156,458	202,990
42	73,587	56,241	70,540
Totals	9,535,483	7,253,848	10,155,942