



Public Schools of North Carolina

# **Update on “Broaden Successful Participation in Advanced Courses” N.C.G.S. 115C-83.4A**

**January 2018**

**Joint Legislative Education Oversight Committee Report**

**Sneha Shah-Coltrane**

**Director, Advanced Learning and Gifted Education**

**[sneha.shahcoltrane@dpi.nc.gov](mailto:sneha.shahcoltrane@dpi.nc.gov)**

# Foundation of NC's Focus on Advanced Courses

- Legislation: Broaden Successful Participation in Advanced Courses (N.C.G.S. §115C83.4A)
- To increase access and successful participation in advanced coursework in NC's public schools
- Started May 2014; currently 4th full year
- Also focus of State Board of Education, NCDPI and Districts/Schools/Teachers



# Current Legislation

- Provides NC public school students with AP/IB Exam Fees
- Establishes the NC AP Partnership with College Board, which provides technical assistance and professional development to targeted districts as well as state-wide.
- Ensures AP/IB Results in Report Card
- Provides for AP/IB Teacher Bonus Pay

*This year, Cambridge International Exams will also be included.*



# AP and IB Exam Coverage 2016-17

- AP Exams \$12,184,251 (\$1,070,923+)
- IB Exams and Registration Fees  
\$1,411,885 (\$103,277+)
- TOTAL: \$13,596,136



# NC AP Partnership

- Targeted District Support, focused on low-performing districts, technical assistance and professional development (19)
- State-wide Support, professional development, including summer institute training and mentorship programs
- Kathleen Koch, NCAPP Director with College Board



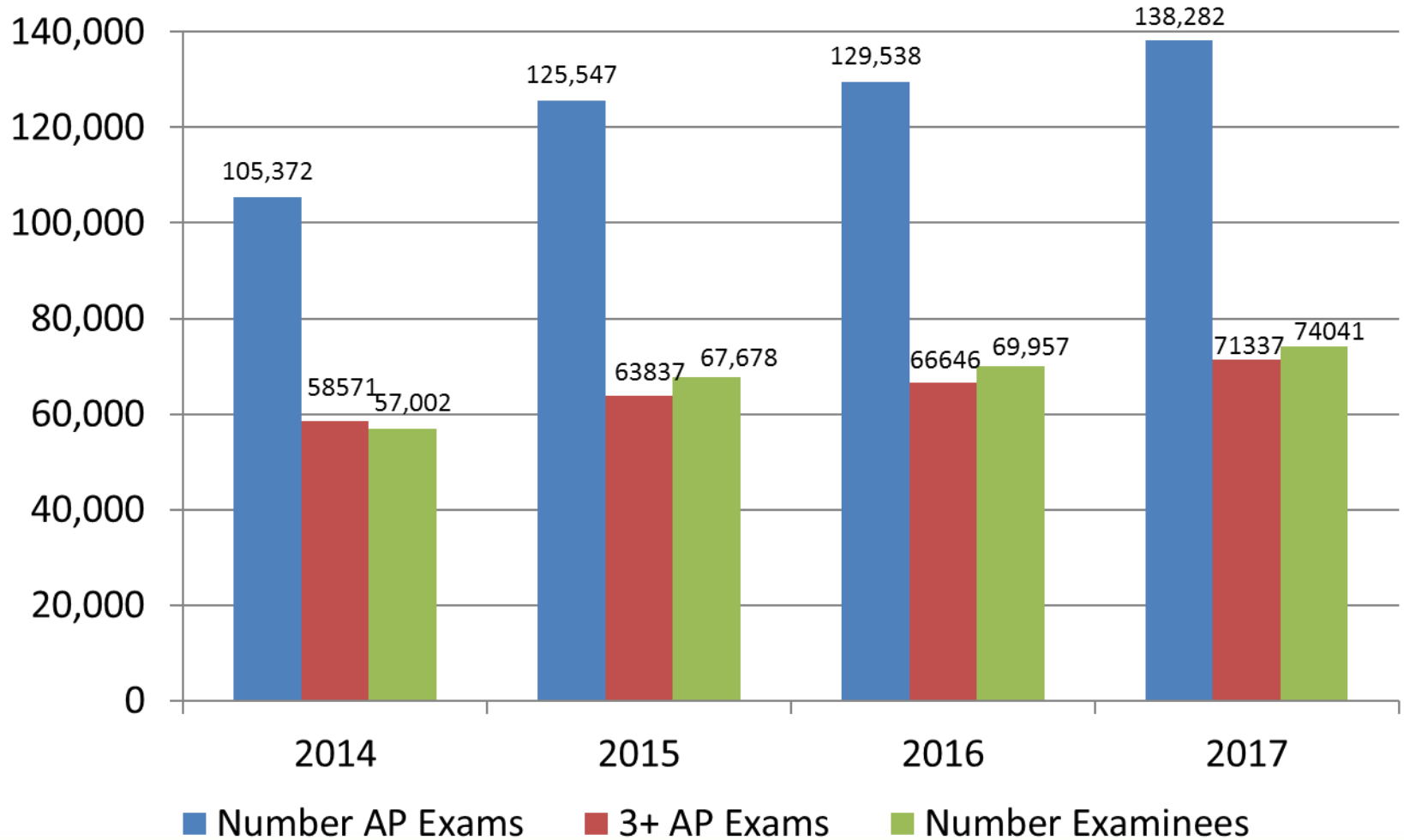
# AP Student Enrollment in At Least One AP Course

Consistent growth annually in course enrollment across the state:

Academic Year	Number of Students	Increase
2013-2014	71,655	n/a
2014-2015	74,758	4%
2015-2016	77,392	4%
2016-2017	77,920	1% (8% in course enrollments)
2017-18 Current enrollments	82,311	5% (2% in course enrollments)
Overall Growth 2013-14 to 2017-18	15% growth in course enrollments	



# AP Exam Data Overview 2013- 2017



# AP Program Highlights Overtime

- Student Participation in Exams:
  - 57,002 NC public school students took at least one AP exam in 2013. That number has grown to 74,041 students in 2017.
  - This represents a 30% increase of AP students since the AP Partnership has been in place.
  - Many more NC public school students now participate in AP exams.***

Data provided by College Board





# AP Program Highlights Overtime

- AP Exam Participation:
  - 105,372 AP exams were taken by NC public school students in 2013. That number has soared to 138,282 exams administered to students in 2017.
  - This represents a 31% increase of exams taken since the partnership has been in place.
  - More NC public school students are taking more AP exams.***

Data provided by College Board



# AP Program Highlights Overtime

- AP Exams Scoring 3 or above:
  - 58,571 examinees scores a 3+ in 2014. This performance metric has grown to 71,337 examinees scoring 3+ in 2017.
  - This represents a 22% increase of examinees scoring 3+ since the partnership has been in place.
  - ***More NC public school students are achieving at higher rates than ever before in AP exams.***

Data provided by College Board



# Remarkable Highlight 2016-17

- AP participation and performance for Black and Hispanic students in NC's public schools continues to outpace the participation and performance for Black and Hispanic students seen nationwide.
- The number of Black AP Exam-Takers in North Carolina's public schools increased 5.9% from 2016 to 2017, as compared to a 5.0% increase in Black AP Exam-Takers in public schools nationwide.
- The number of Hispanic AP Exam-Takers in North Carolina's public schools increased 13.5% from 2016 to 2017, as compared to an 8.8% increase in Hispanic AP Exam-Takers in public schools nationwide.



# AP Courses through NC Virtual Public School

- 102 out of 115 NC School Districts partner with NCVPS to offer at least one AP course (97 in 2013)
- 34 Charter schools partner with NCVPS to offer at least one AP course
- Offer 20 AP courses
- Over 3936 students are enrolled (3100 in 2013)



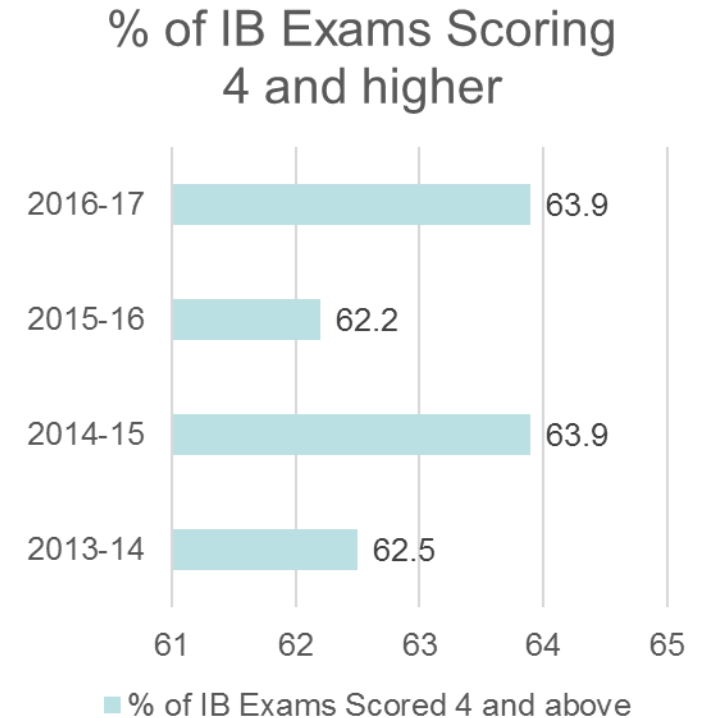
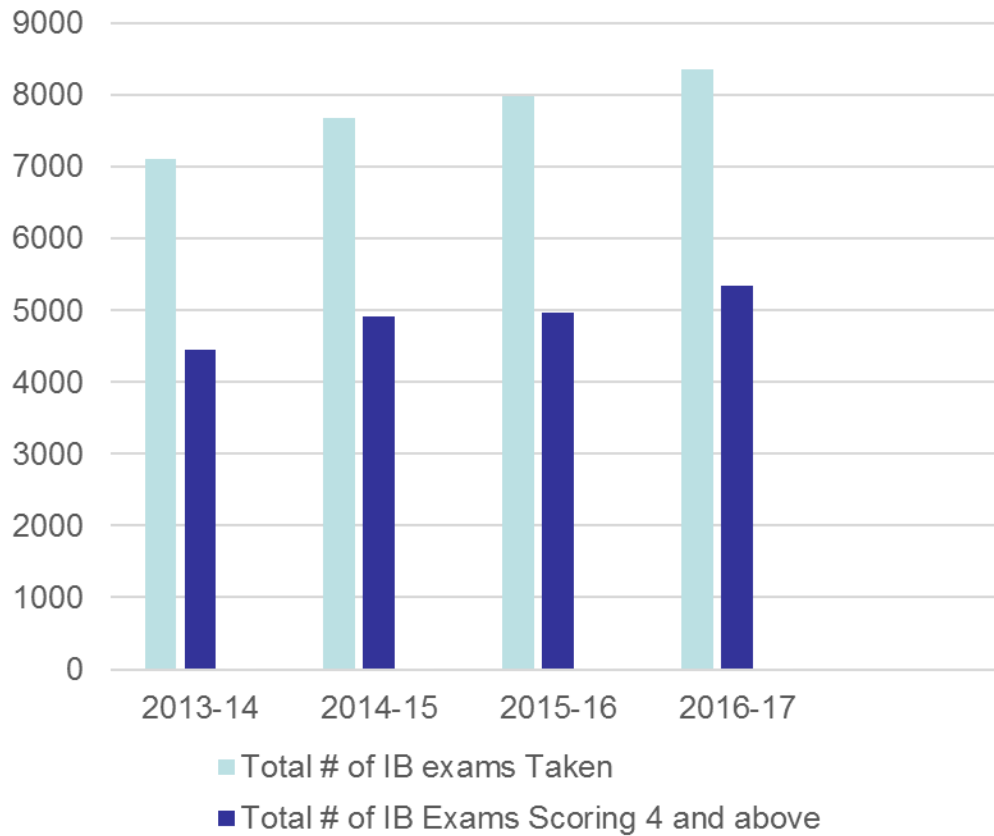
# IB Student Course Enrollments

Consistent growth annually in student course enrollments across the state:

Academic Year	Number of Students	Increase
2014-2015	15,178	n/a
2015-2016	18,524	22%
2016-2017	22,793	23%
2017-18 Current enrollments	20,161	-12% (note, enrollment still occurring)
Overall Growth 2014-15 to 2017-18	33% growth in course enrollments	



# IB Exams Overview



***More students are taking IB courses, exams and scoring 4 and above.***



# AP/IB Teacher Bonus Pay 2016-17

- Total Expenditures: \$2,548,141
- For 2,795 Teachers

*AP/IB Teacher Bonus Pay for 2017-18 is being allocated and distributed this month. Final amounts are not yet available.*



# Elements of Success

- Intentional and quality programming with investment in professional development and technical assistance
- Teacher Quality and Development, including Recruitment and Retainment
- Mindset Shift and intentional programming
- Student Access and Success in Pathways, including removing barriers to test fees
- Synergy on all levels

