



NC Department of Public Safety
OFFICE OF RECOVERY AND RESILIENCY

Roy Cooper, Governor

Eddie M. Buffaloe Jr., Secretary
Laura H. Hogshead, Director

MEMORANDUM

TO: State Budget Director
House Appropriations Committee
Senate Appropriations Committee
Fiscal Research Division

FROM: Eddie M. Buffaloe Jr., Secretary *EMB*
Laura H. Hogshead, Director *LH*

RE: Annual Report on Use of Disaster Recovery and Assistance Funds

DATE: May 23, 2024

Pursuant to Session Law 2019-250, Section 3.5(c), the Office of Recovery and Resiliency shall provide separate quarterly reports to the Director of the Budget, the standing Appropriations Committees of the Senate and the House and Representatives, and the Fiscal Research Division on the use of disaster recovery and assistance funds expended from the Hurricane Florence Recovery Fund, the State Emergency Response and Disaster Relief Fund for Hurricane Matthew, and funds appropriated for disaster relief for Hurricane Dorian.

Please find the attached annual report for the January – December 2023 period.



Annual Report: State Funding Summary for North Carolina's Hurricane Recovery

January – December 2023

Submitted by: North Carolina Office of Recovery and Resiliency



Executive Summary	2
Current Federal Disaster Declarations in North Carolina	2
State and Federal Funding Summary Tables	5
Programs to Support Agriculture	8
Programs to Support Business	8
Programs to Support Communities and Local Government	9
Programs to Support Education	10
Programs to Support the Environment	11
Programs to Support Housing	12
Programs to Support Infrastructure	14
Programs to Support Preparedness and Response	15
Programs to Support Recovery Administration	16
Appendix	16

Executive Summary

This annual report is required to be submitted to the Legislature per SL 2018-136, Section 5.8.(b). This legislation created the North Carolina Office of Recovery and Resiliency (NCORR) and charged the Office with providing quarterly and annual reports on the State's recovery progress. This annual report provides a summary of key state-funded recovery activities across state agencies from January through December 2023. The report is organized into three sections, which include:

1. **Executive Summary.** A brief summary of current recovery hurricane recovery activities led by the NC Division of Emergency Management (NCEM) and the NC Office of Recovery and Resiliency (NCORR).
2. **Summary of State Funding for Disaster Relief.** Summary reports of state-funded programs, by state agencies and departments, and the progress made to support the state's recovery from recent events.
3. **Appendix.** A summary expenditure report (Excel spreadsheet) summarizing the year's expenditures for each state-appropriated program, by agency.

Current Federal Disaster Declarations in North Carolina

At the end of 2023, North Carolina had seven active federal weather-related disaster declarations (this report does not cover the COVID-19 Pandemic) for FEMA Public Assistance (PA), including Matthew, Florence, Michael, Dorian, February Severe Storms, Isaias, Tropical Storm Fred (August 2021). While FEMA Individual Assistance has only been approved for the state's farthest-reaching storms, Matthew and Florence, the State has supported individuals and communities through its State Individual Assistance program, providing loans and helping to connect survivors to resources to assist with unmet needs.

For **Florence** recovery, NCEM moved the last 12 households out of the Direct Housing Program by collaborating on repair needs with the Office of State Budget and Management's Disaster Recovery Section to relocate the 12 families to permanent housing by February 2021. In total, 139,814 North Carolinians received Individual Assistance, with over \$157,694,724.02 in funds disbursed for housing and other needs assistance. Public Assistance has worked with local partners to develop 2,687 projects with obligated totals of \$1,023,163,301.

The Hazard Mitigation Grant Program (HMGP) is in the process of approving 970 projects in 57 counties and was approved for an "expedited" Hazard Mitigation Program for Florence which includes acquiring 172 properties with 122 completed as of March 2023. As of June 2023, HMGP has reimbursed \$12.3 million. As of December 31, for **Matthew**, the HMGP program has

reimbursed \$31.2 million to local governments and the CDBG-DR program has disbursed \$191,588,697 million including activities such as housing repairs, housing reconstructions, buyouts, small rental repairs, multi-family housing construction, and public infrastructure repairs.

These programs, in addition to those lead by the state partners contributing to this report are helping to support the unmet needs of North Carolinians and local communities across the state.

Figure 1. Hurricane Matthew Declared Counties (October 2016)

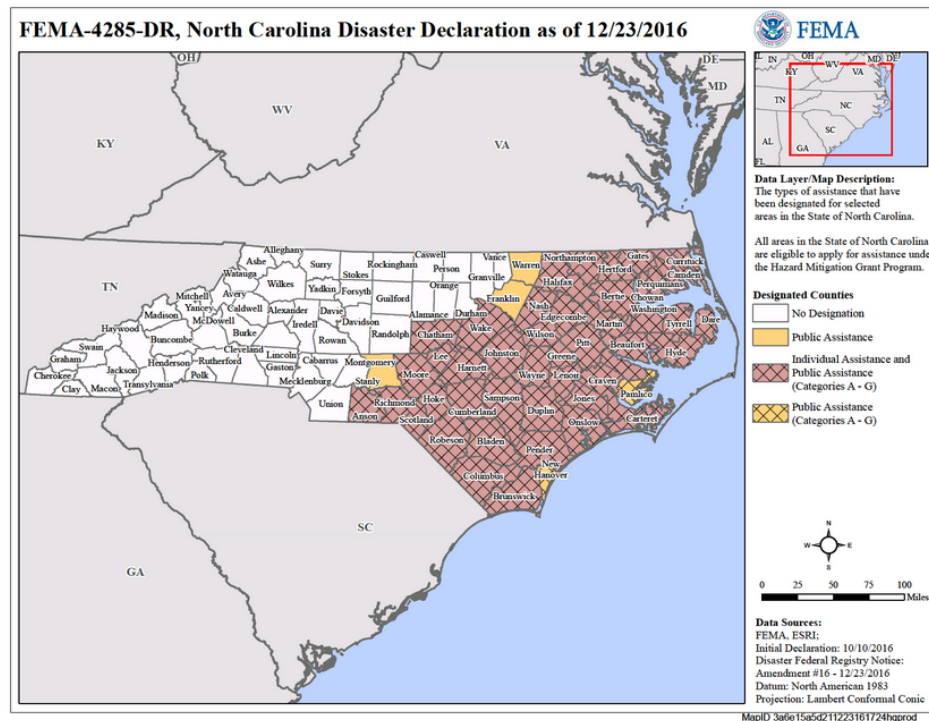


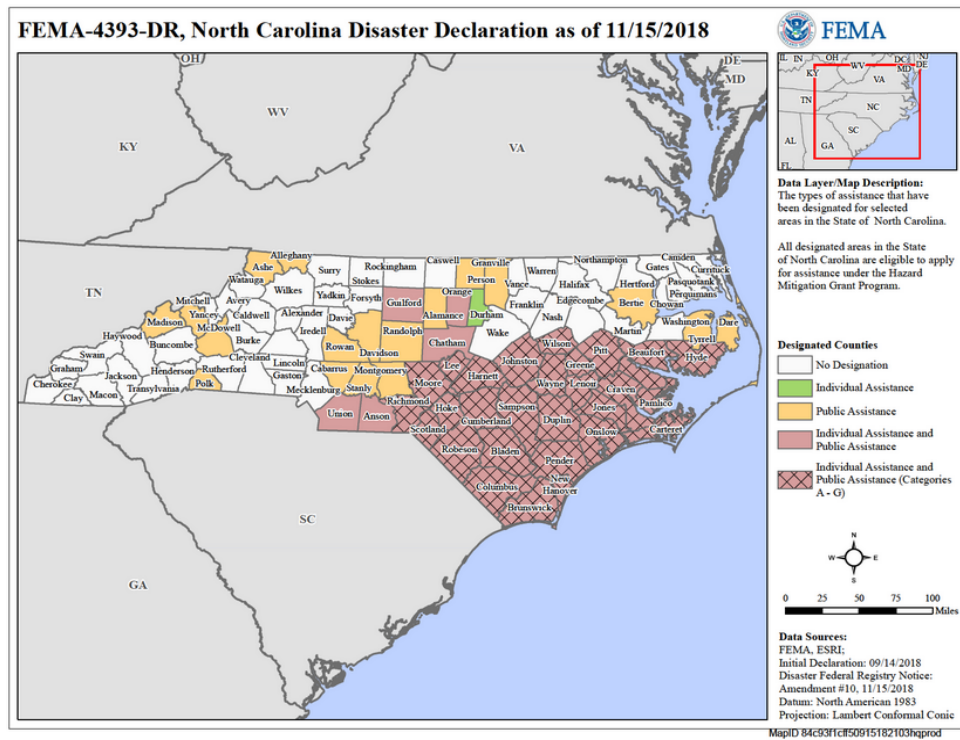
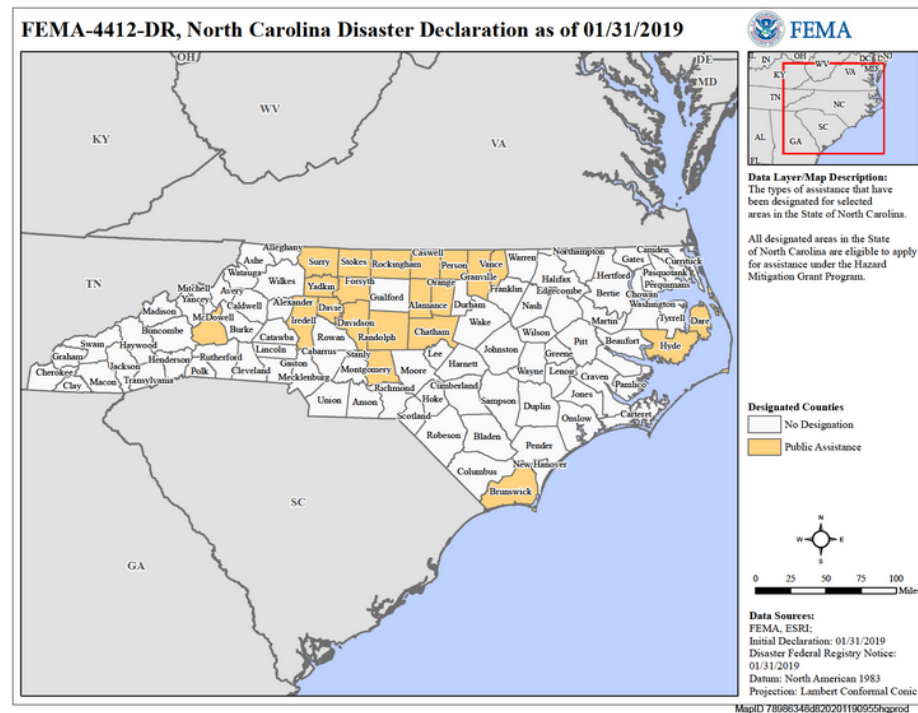
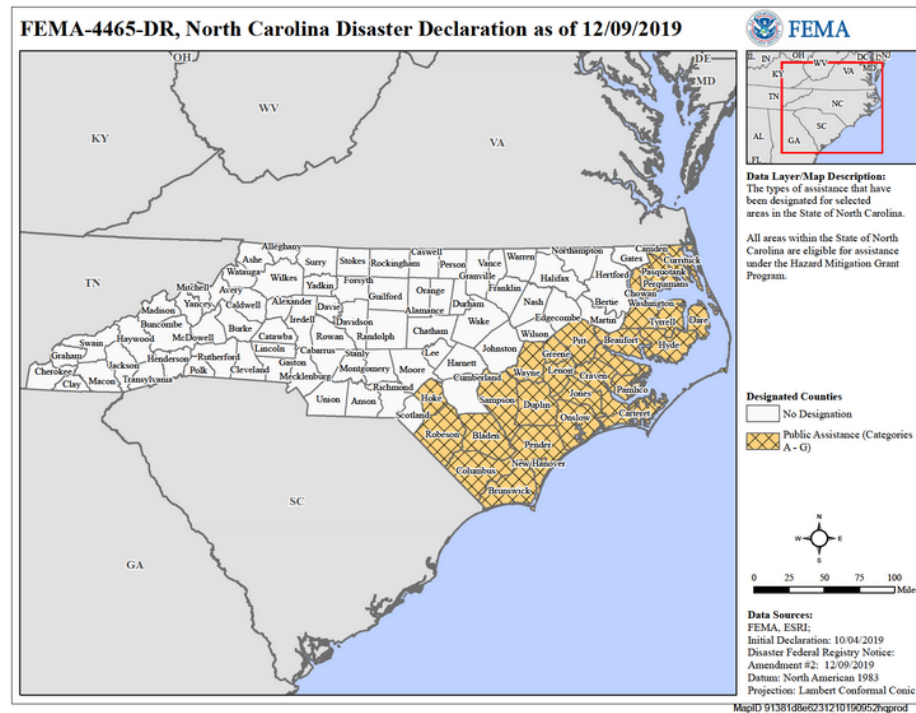
Figure 2. Hurricane Florence Declared Counties (September 2018)**Figure 3.** Tropical Storm Michael Declared Counties (September 2018)

Figure 4. Hurricane Dorian Declared Counties (September 2019)

State and Federal Funding Summary Tables

Tables below represent expenses and obligations of state appropriations from SL 2016-124, SL 2017-119, SL 2018-5, SL 2018-134, SL 2018-136, SL 2018-138, SL 2019-224 and SL 2019-250. Amounts reported are as of December 31, 2023.

Table 1. Total state fund expenditures in 2023, by agency.

Agency	Sum of Beg Balance January 1, 2023	Sum of January 1, 2023- December 31, 2023 Total Expenditures	Sum of Encumbrances/ Awards	Sum of Beginning Balance January 1, 2024
Administrative Office of the Courts	\$1,000,000.00	\$ -	\$ -	\$ 1,000,000.00
Department of Agricultural Services	\$46,685,021.20	\$ 4,897,719.86	\$ 17,100,122.76	\$ 41,787,301.34
Department of Commerce	\$3,399,675.19	\$ -	\$ 3,399,675.19	\$ 3,399,675.19
Department of Environmental Quality	\$28,281,220.63	\$ 10,827,469.55	\$ -	\$ 17,453,751.08
Department of Health and Human Services	\$2,249,224.90	\$ -	\$ -	\$ 2,249,224.90
Department of Insurance	\$673,612.88	\$ -	\$ -	\$ 673,612.88
Department of Natural and Cultural Resources	\$4,186,100.99	\$ 1,046,315.19	\$ 1,249,556.84	\$ 3,139,785.80
Department of Public Instruction	\$2,070,887.00	\$ -	\$ -	\$ 2,070,887.00
Department of Public Safety	\$97,436,678.05	\$ 20,374,567.55	\$ 34,313,250.94	\$ 77,062,110.50
Elizaeth City State University	\$1,033,062.29	\$ 205,349.46	\$ 191,458.31	\$ 827,712.83
Golden Leaf	\$16,813,293.51	\$ 1,926,767.35	\$ 10,555,392.81	\$ 14,886,526.16
Housing Finance Agency	\$5,256,759.60	\$ 3,894,631.00	\$ 450,128.60	\$ 1,362,128.60
Lumberton Council of Governments	\$0.00	\$ -	\$ -	\$ (0.00)
NC Community Colleges	\$2,173,489.63	\$ 61,822.14	\$ 1,630,821.22	\$ 2,111,667.49
Office of State Budget and Management	\$15,256,569.03	\$ 4,767,206.37	\$ 10,086,244.03	\$ 10,489,362.66
University of North Carolina	\$5,747,221.98	\$ 2,855,845.83	\$ -	\$ 2,891,376.15
Wildlife Resource Commission	\$50,050.30	\$ -	\$ -	\$ 50,050.30
Grand Total	\$232,312,867.18	\$ 50,857,694.30	\$ 78,976,650.70	\$ 181,455,172.88

Table 2. Total federal expenditures in 2023, by agency.

AGENCY	Balance as of Jan 1, 2023	Sum of Federal Expenditures January 1, 2023- December 31, 2023	Sum of Balance as of Jan 1, 2024
Department of Health and Human Services	\$ 25,328,890.00	\$ -	\$ 25,328,890.00
Department of Public Safety	\$ 1,047,853,427.90	\$ 267,540,982.13	\$ 780,312,445.77
University of NC - Board of Governors	\$ -	\$ -	\$ -
Grand Total	\$ 1,073,182,317.90	\$ 267,540,982.13	\$ 805,641,335.77

Programs to Support Agriculture

AgWRAP Farm Pond and Dam Repair with PEs

SL 2017-119; Subsection 1.3

- a. Allocates \$6.5M of the \$20M to the Division of Soil and Water Conservation for supplemental funding of the Agricultural Water Resources Assistance Program (AgWRAP) to support disaster-related farm pond and dam repairs. The 2016 funds allocated for AgWRAP Farm Pond and Dam Repair are being used primarily to cover the turnkey engineering evaluations, designs, bidding, and construction oversight aspects of pond repair projects. Construction cost share contracts with individual producers are being funded primarily out of the 2017 funds. Construction funds are not obligated until the final design is completed and approved by the landowner. This is the very last step in a complex process that also requires the farmer to send a check for their contribution to the Division. Completed fourteen pond repair projects: three in Duplin County, two in Lenoir, and one each in Cumberland, Johnston, Lee, Nash, Harnett, Franklin, Robeson, Rockingham, and Sampson County. One pond is about to begin construction in Duplin County.



The Agricultural Disaster Program

SL 2018-138; Subsection 1.3(3)

\$240M allocated to the Department of Agriculture and Consumer Services, Hurricane Florence Agricultural Disaster Program of 2018, established in Section 5.11 of SL 2018-136. The program will provide financial assistance to farmers for disaster recovery affected by Hurricane Florence. There are four main types of applications: row crops, livestock, poultry and aquaculture. Assistance was divided into 4 payments due to ongoing additions of disaster counties and applications. As of December 2023, \$233,639,973.16 had been expended for the Agricultural Disaster program. Per SL 2023-134, Section 5.8 funds will be recaptured on the remaining balance for this program. The ending balance recaptured is \$6,356,027.00.



Programs to Support Business

NCEM-VOAD Disaster Recovery SL 2019-224, Subsection 2.1(7)

The NC VOAD Disaster Recovery Grant program provides financial assistance to volunteer non-profit organizations that provide shelters, housing repairs, and other emergency and disaster recovery services to disaster survivors adversely affected by Hurricane Florence. The program is open to 501(c)(3) nonprofit organizations which provide direct services to disaster survivors in North Carolina. The program has a maximum grant award of \$300,000, requires no matching funds, and may be provided in either a reimbursement or installment basis. Thirty applications received requesting NC VOAD funding; seven nonprofit Volunteer Organizations Assisting in Disasters awarded funds totaling \$1,000,000. Final site visits for all recipients have been scheduled. As of December 2023, all funds have been expended for this program.

Programs to Support Communities and Local Government

SL 2018-5, Subsection 5.6(b)(2)c, **Flood Warning Systems, Inundation Zones and Dam Impact Assessments.**

Through this project, NCEM was able to: 1) install new radar and ultrasonic water level sensors; 2) develop flood inundation mapping libraries and building-level risk assessments; 3) perform dam breach analyses; and 4) conduct building and roadway risk assessments for intermediate and high hazard dams to improve situational awareness for first responders and emergency managers during flood related weather events. All gauge data and flood inundation mapping libraries will be made available to the public through the North Carolina Flood Inundation Mapping and Alert Network (FIMAN) application (<https://fiman.nc.gov/>). Dam failure inundation boundaries and building and roadway risk assessment data will be available to first responders through the secure State Emergency Response Application SERA - <https://sera.nc.gov/sera/>). Allocations for this program total \$2,835,224, all of which have been expended.

SL 2019-224, Subsection 2.1(4) NCORR LOANS and Grants

This program expands the NC Office of Recovery and Resiliency's (NCORR) Distressed Local Government Grant and Loan Programs. Grants assist local governments in Hurricane Florence declared communities with funding general governmental operations and building recovery capacity. Loans assist local governments with cash-flow expenses that are reimbursable by the federal government. Loans are repaid by the federal reimbursement. Grants and Loans are awarded for a broad range purpose with varying expenditures schedules. As of December 2023, majority of the funds have been expended. NCORR has been working closely with the Local Governments to issue extensions when needed and completing monitoring visits.



Programs to Support Education

SL 2018-136 6.1(11) Emergency Grants for Affected Postsecondary Students

In an October special legislative session, the 2018 General Assembly appropriated \$2,000,000 from the statewide Hurricane Florence Disaster Recovery Fund to the Board of Governors to establish the Hurricane Florence Emergency Grant Program for Postsecondary Students. Funding from this program will provide emergency scholarship grants in an amount up to one thousand two hundred fifty dollars (\$1,250) for each eligible UNC System student who has suffered financial hardship due to the damage and destruction from Hurricane Florence. These funds may be used to cover any expenses that support a student's continued enrollment, including costs related to transportation, textbooks, tuition, fees and living expenses. As of December 2023, the entire funds have been expended for this program.

Community colleges received Capital Recovery Funds to repair local community college facilities damaged by Hurricane Florence in SL 2018-136, Section 6.1.(8). These funds were appropriated to the North Carolina Community College System Office, who distributes these funds to the colleges as reimbursement for actual expenses. As of December 2023, the North Carolina Community College has completed all their projects. The legislature has recaptured \$1,500,000.00 which is the balance of their remaining funds appropriated in SL 2023-134 Subsection 5.6 (A).

Programs to Support the Environment

SL 2018-136, Section 6.1.(18) appropriated \$2,000,000 for Coastal Beach and Dredging Needs Assessment to the Division of Water Resources in DEQ. Funds were used to compensate municipalities for surveys of beaches and channels completed because of hurricane related damage. Additionally, these funds will be used to conduct an analysis of dredge material placement sites in support of an overall statewide coastal dredged material management plan (DMMP).

Surveys have been completed and funds have been distributed as follows:

- Bald head Island \$54,907.14,
- Oak Island \$63,549.00,
- Kill Devil Hills \$12,047.54,
- Holden Beach \$21,264.00,
- Dare County \$1,400.00,
- Bogue Banks \$126,800.00, and
- North Topsail \$71,838.32.

A Scope of Work has been drafted in cooperation with the USACE, DWR, and DCM for submittal for the development of a DMMP. The State of North Carolina and the U.S. Army Corps of Engineers (USACE) are partnering, under Section 22 – Planning Assistance to States (PAS) under the “comprehensive plan” category, to conduct analysis of dredge material placement sites. The Phase 1 of the project will be a 50/50 cost share with \$133,000.00 in State funds to complete Phase 1.

The DMMP PAS has been signed by the state and USACE and the funds have been disbursed to the USACE.

The USACE has begun to reach out to local stakeholders to determine their dredging and dredge spoil site needs along the Intercoastal Waterway.

The USACE has begun to contact property owners of existing potential spoil sites along the Intercoastal waterway.

The USACE completed the Phase 1 of the report and have provided it to the State and the information has been provided to coastal stakeholders at multiple meetings (NCBIWA, Long Term MOA quarterly meetings, and Coastal Resource Commission).

Phase 2 scope was developed and agreed upon by the State and USACE. Cost Share agreement between the State and USACE was signed, and funds (\$56,000) were distributed to the USACE.



Programs to Support Housing

Through an agreement with the Department of Public Safety and the Office of State Budget and Management – Disaster Recovery Section (OSBM-DR), the following programs were developed and administered by OSBM-DR:

1. **Housing Needs**, SL 2017-119, Section 1.1(a), where a total of 13 counties have entered into housing recovery grant contracts with the State. As of December 2023, OSBM-DR

has expended on behalf of N.C. Division of Emergency Management \$12,722,575.91 and completed 164 housing recovery projects.

2. As of the end of the quarter, three projects were completed including the last buyout that closed in December 2023 and required no demolition. A total 174 residential projects were completed in the 13 counties that received grant in December 2017 or early 2018, and SL 2017-119 Hurricane Matthew DRA Housing Recovery Program was substantially completed for all non-profit grants and most of the 13 grants to the counties.

Disaster Housing Recovery Support, SL 2018-136, Section 6.1(24), where a total of \$23 million in grant awards have been committed or obligated to assist 10 severely impacted counties or communities to provide them with critical and pressing needs grants. These first phase grants would assist Brunswick, Craven, Duplin, Jones, New Hanover, Onslow, Pender, Robeson and Scotland Counties, and the City of Lumberton, to address the most severe hardship cases involving low to moderate income, elderly and/or disabled homeowners who are living in unsafe, unsanitary housing that pose urgent safety or public health risk due to mold or potential structural failure. These grants can also be used for mitigation reconstruction and acquisition activities. A total of \$5.8 million in non-profit grant awards have been provided to Habitat for Humanity affiliates in eastern North Carolina, Wilmington Area Rebuilding Mission (WARM) (\$1 million grant), Baptists on Mission (\$1 million grant), and United Methodists (\$1 million grant) to support emergency housing repairs, mitigation reconstruction and acquisition activities that will benefit hurricane displaced families. The remaining funds are programmed to support housing recovery expenses associated with repairs, acquisitions and reconstruction of storm impacted homes. The original grants to the Counties have been substantially closed out with the last buyout demolition scheduled for completion in early 2024.

On March 7, 2023, N.C. Department of Public Safety disbursed to OSBM-DR \$3,318,657.00 for additional Hurricane Florence housing recovery projects ("Phase 2"). Thereafter, OSBM-DR disbursed awarded Phase 2 Disaster Recovery Act grants to non-profit volunteer organizations active in disasters (VOADs) and obligated funds for OSBM-DR delivered projects totaling \$2,400,000 for approximately 25 to 32 consisting of 13 new home reconstructions, 4 repairs, and 8 to 15 roof repairs for projects that may be in Beaufort, Bladen, Brunswick, Craven, Cumberland, Duplin, New Hanover, Onslow, Pender, Robeson, Scotland, and Sampson Counties. Grants were provided to three Baptists on Mission (BOM) affiliates, Fayetteville Area Habitat for Humanity (FAHFH), Scotland Habitat for Humanity, and Wilmington Area Rebuilding Ministry (WARM).

By the end of the quarter, three projects were completed including a buyout in Craven County for a total of 744 residential completed projects for the original Hurricane Florence Disaster Recovery Act Program (Phase 1) and \$82,846.68 were expended on projects. Substantially all

Phase 1 grants and projects have been completed and OSBM-DR is working on closing out the Phase 1 Hurricane Florence DRA Housing Recovery Program.

Two (2) Phase 2 reconstruction projects were completed this quarter consisting of a new modular home in Beaufort County and a new manufactured housing unit in Bladen County. BOM affiliates, FAHFH, and OSBM-DR have begun several reconstruction projects and manufactured housing replacements, and WARM began its repair projects.

Programs to Support Infrastructure

State funding for **Grants for Infrastructure Repair**, SL 2016-124, 4.1(11), SL 2018-136 6.1 (26), The purpose of this program was to provide grants to Volunteer Fire Departments for repairs of damages caused by Hurricane Matthew, the wildfires in the western part of the state, and Tropical Storms Julia and Hermine that were not covered by federal assistance or by the proceeds of insurance policies.

For example, SL 2018-136 6.1 (4) appropriated \$930,477 to Department of Insurance – The purpose of this program was to provide grants to Volunteer Fire Departments for repairs of damages caused by Hurricane Florence that were not covered by federal assistance or by the proceeds of insurance policies.

Nine grants have been awarded and paid totaling \$256,864 for infrastructure repairs in Craven, Carteret County, Duplin County, Pamlico County, Transylvania, Wilson, Wayne and Beaufort counties. Per SL 2023-134, \$673,613, Subsection 5.6 was recaptured for this project.

Supplemental Funding for Aquarium at Fort Fisher SL 2019-224 and Subsection 2.1 (6) \$5,000,000 to the Department of Natural and Cultural Resources to support the aquarium at Fort Fisher.

SL 2020-97, Section 3.8

SECTION 3.8. Notwithstanding Section 3.1(b) of S.L. 2018-134 or any other provision of law restricting the purposes for which funds drawn from the Hurricane Florence Disaster Recovery Fund may be used, funds appropriated from that Fund in S.L. 2019-224 and allocated to the Department of Natural and Cultural Resources for the aquarium at Fort Fisher may be used for the renovation or expansion of the aquarium.

These funds will be used to supplement an existing project that is in the very early phases of design. The \$5M was received from DPS and coded to the Capital Improvement Project Fund Code 42014 4G02.

Major renovation and expansion for the aquarium - Fort Fisher was last renovated in 2000 and needs major renovations for an HVAC System, Electrical Repair, Roof Repair, updated look, better traffic flow, and more interesting, upgraded exhibits. This project would create new

exhibits, with associated life support systems, as well as enlarge or enhance the existing gallery space. This would improve and augment visitor experiences, increase attendance (attract new visitors and encourage repeat visitation), and generate additional revenue. The new exhibits would create a more immersive experience for visitors with fish, animals, and birds. – Currently at 15% design development phase and we have the CMAR under agreement for Preconstruction Services. As of December 2023, \$1,860,214.00 has been expended for this project.



Programs to Support Preparedness and Response

SL 2019-250 House Bill 200; Subsection 1.2(2)a Expand Flood Mitigation Studies

\$5 million allocated to Department of Public Safety, Division of Emergency Management, expand flood mitigation studies, established in Section 1.2 of SL 2019-250 House Bill 200. This project

developed and performed new flood mitigation studies for the Northeast Cape Fear River (including Burgaw Creek), Cape Fear, and Little River (into Cape Fear River), and the Cashie River Basins and (2) developed new flood studies, building level risk assessments and building mitigation strategies for approximately 12,000 square miles of unstudied streams in the counties that were most significantly impacted by riverine flooding from Hurricane Matthew and Florence. New Flood studies and unstudied stream, Building Level Flood Risk Assessment and Mitigation Strategies and Application for 12,000 square miles (80 HUC10 Basins). H&H analysis mapping, risk data and building level mitigation is complete for 80 of 80 basins. All HUC-10 databases are complete and uploaded to FLOOD Geodatabase. Website has been finalized and deployed to NCEM servers. At the end of December 2023, \$5,000,000 has been expended for this program and project is complete.

Programs to Support Recovery Administration

Other state allocations have been made to support administration of recovery programs. These include funds to cover operating costs for the Office of Recovery and Resiliency, SL 2018-136, Section 6.1(27). Allocations for this program total \$2,000,000 of which over \$1,350,938 has been expended and \$649,092 is obligated to cover the salary and operational costs for non-grant supported activities... These funds partially support the administration of NCORR's Grants and Loans to Distressed Local Governments Program, reporting requirements and the work of the three employees on the Resilience Team that now are mostly funded by state appropriations per SL 2021-180.

State funds have also been used to provide the **State Match and Other Support for Disaster Recovery**. By December 31, 2021, the status on Match appropriations are as follows:

- SL 2016-124, Sections 4.1(4) and 4.1(5), the entire \$76,228,370 has been expended
- SL 2017-119, Section 1.5, the entire \$22,300,000 has been expended
- SL 2018-5, Section 5.6(b)(1), the entire \$14,500,000 has been expended
- SL 2018-134, Section 4.1(2), the entire \$50,000,000 has been expended
- SL 2018-136, Section 6.1(3), the entire \$40,000,000 has been expended
- SL 2019-250, Section 1.1(1), the entire \$70,812,336 has been expended.
- SL 2019-250, Section 1.1(2), of the \$33,173,258 appropriated, \$19,788,029 has been expended.
- SL 2020-97 , Section 2.6, of the \$27,796,610 appropriated, \$24,902,820.00 has been expended.

Appendix

1. Comprehensive State and Federal Funding Workbook for Hurricanes Matthew and Florence

Agency Service Storm		
University of NC - Board of Governors	EDU	Florence
Department of Health and Human Services	HHS	Matthew
Department of Public Safety	HPA	Matthew
Department of Public Safety	HPA	MITIGATION
Department of Public Safety	HPA	MITIGATION
Department of Public Safety	HPA	Florence
Department of Public Safety	HPA	Matthew
Department of Public Safety	HPA	Matthew
Department of Public Safety	HPA	Matthew
Department of Public Safety	HPA	Florence
Department of Public Safety	HPA	Florence
Department of Public Safety	HPA	Florence
Department of Public Safety	HPA	Michael
Department of Public Safety	HPA	Dorian
Department of Public Safety	HPA	Dorian

Grant Name/ Title
Federal Supplemental Educational Opportunity Grant
SNAP
CDBG-DR
CDBG-DR
CDBG-DR
CDBG-DR
Hurricane Matthew PA
Hurricane Matthew IA - Individual Assistance
Hurricane Matthew HM
Hurricane Florence PA
Hurricane Florence IA - Individual Assistance
Hurricane Florence HM
Tropical Storm Michael-PA
Hurricane Dorian-PA
Hurricane Dorian-IA Individual Assistance

Federal Granting Agency	Grant Award Amount	Balance as of Jan 1, 2023
DD	\$ 61,147.00	\$ -
USDA	\$ 54,431,450.00	\$ 25,328,890.00
HUD	\$ 236,590,000	\$ 55,409,019.10
HUD	\$ 168,000,000	\$ 152,069,130.54
HUD	\$ 34,619,000	\$ 34,562,410.05
HUD	\$ 594,000,000	\$ 486,694,753.21
FEMA	\$ 287,102,487	\$ 41,475,368.33
FEMA	\$ 112,839,185.00	\$ 1,664.12
FEMA	\$ 73,276,274	\$ 45,614,872.79
FEMA	\$ 660,090,449	\$ 113,046,255.27
FEMA	\$ 153,855,000.00	\$ 4,825,496.50
FEMA	\$ 111,065,456	\$ 75,794,804.96
FEMA	\$ 22,855,973	\$ 6,443,219.81
FEMA	\$ 50,000,000	\$ 30,965,858.46
FEMA	\$ 882,000	\$ 950,574.76
	\$ 2,559,668,421	\$ 1,073,182,317.90

Amount Expnded for qtr March 31, 2023		Amount Expnded for qtr June 29, 2023	
\$	-	\$	-
\$	7,500,616.94	\$	8,548,144.18
\$	2,019,001.15	\$	8,351,076.32
\$	21,418.82		
\$	23,813,405.64	\$	30,666,570.42

\$	4,181,239.02	\$	9,654,464.56
\$	497,458.75	\$	1,907,300.13
\$	13,829,401.26	\$	9,116,584.94
\$	1,501,909.51	\$	1,455,887.94
\$	80,157.14	\$	166,602.63
\$	9,084,525.53	\$	444,674.67
\$	62,529,133.75	\$	70,311,305.78

		Federal Expenditures
Amount Expnded for qtr September 30, 2023	Amount Expended for qtr December 31, 2023	January 1, 2023-December 31, 2023
\$ -	\$ -	\$ -
		\$ -
\$ 11,158,668.59	\$ 2,491,575.69	\$ 29,699,005.40
\$ 1,881,639.50	\$ 2,029,391.47	\$ 14,281,108.44
		\$ 21,418.82
\$ 36,517,542.53	\$ 59,585,198.94	\$ 150,582,717.53
\$ 3,212,632.32	\$ 1,049,852.37	\$ 18,098,188.27
		\$ -
\$ 475,905.35	\$ 3,524,677.86	\$ 6,405,342.09
\$ 4,217,368.16	\$ 2,276,592.08	\$ 29,439,946.44
		\$ -
\$ (648,900.01)	\$ 3,510,435.61	\$ 5,819,333.05
\$ (3,982.76)	\$ 719,455.93	\$ 962,232.94
\$ 147,155.52	\$ 2,555,333.45	\$ 12,231,689.17
		\$ -
\$ 56,958,029.20	\$ 77,742,513.40	\$ 267,540,982.13

Balance as of Jan 1, 2024	
\$	-
\$	25,328,890.00
\$	25,710,013.70
\$	137,788,022.10
\$	34,540,991.23
\$	336,112,035.68
\$	23,377,180.06
\$	1,664.12
\$	39,209,530.71
\$	83,606,308.84
\$	4,825,496.50
\$	69,975,471.91
\$	5,480,986.88
\$	18,734,169.29
\$	950,574.76
\$	805,641,335.77

AGENCY	Balance as of Jan 1, 2023
Department of Health and Human Services	\$ 25,328,890.00
Department of Public Safety	\$ 1,047,853,427.90
University of NC - Board of Governors	\$ -
Grand Total	\$ 1,073,182,317.90

Sum of Federal Expenditures January 1, 2023- December 31, 2023	Sum of Balance as of Jan 1, 2024
\$ -	\$ 25,328,890.00
\$ 267,540,982.13	\$ 780,312,445.77
\$ -	\$ -
\$ 267,540,982.13	\$ 805,641,335.77

DRA Session Law Subsection						
DRA Session	STORM	Service Code	Program	Agency	Agency Name	
SL 2019-25	1.2 (7)	Dorian	EDU	Repairs for Ocracoke School due to	DPI	Department
SL 2019-25	1.2 (3) b	Dorian	GRANTS	NCORR-Grants to Local Government	DPS	Department
SL 2019-25	1.1 (2) c	Dorian	MATCH	State Emergency Response and Dis	DPS	Department
SL 2020-97	2.6.(d)(2)	Dorian	MATCH	State Emergency Response and Dis	DPS	Department
SL 2019-25	1.2 (6)	Dorian	EDU	Repairs to Buildings due to Hurricane	ECSU	Elizaeth City
SL 2019-25	1.2 (8)	Dorian	GRANTS	Lake Mattamuskeet watershed res	OSBM	Office of St
				Replacement of Equipment and Supplies, Contractual Services, and Disaster-Related Additional Travel and Personnel Costs		
SL 2018-13	1.3 (9)	FLORENCE	LGI		AOC	Administra
SL 2018-13	6.1 (23)	FLORENCE	AG	Agricultural Recovery for Farmers	DACS	Department
SL 2018-13	6.1 (5)	FLORENCE	AG	State Match for Federal Farmer As	DACS	Department
SL 2018-13	1.3 (3)	FLORENCE	AG	Agricultural Disaster Program	DACS	Department
SL 2018-5	5.6 (b)(2)e	FLORENCE	AG	Forest Service Emergency Equipme	DACS	Department
				Purchase of Bulldozers & Tractor Plows		
SL 2019-22	2.1 (9)	Florence	AG		DACS	Department
SL 2019-22	2.1 (9)	Florence	AG	Stream Debris Removal	DACS	Department
SL 2019-25	1.2 (5)	Florence	AG	Stream Debris Removal	DACS	Department
SL 2018-13	6.1 (18)	FLORENCE	ENV	Coastal Beach and Dredging Needs	DEQ	Department
SL 2018-13	6.1 (20)	FLORENCE	ENV	Marine Debris Cleanup	DEQ	Department
SL 2018-13	6.1 (19)	FLORENCE	ENV	Commercial Fishing Assistance	DEQ	Department
SL 2018-13	1.3 (8)	FLORENCE	ENV	Coastal Storm Damage Mitigation	DEQ	Department
SL 2018-13	1.3 (5)	FLORENCE	ENV	Commercial Fishing Assistance	DEQ	Department
SL 2018-13	1.3 (6)	FLORENCE	ENV	Emergency Watershed Protection	DEQ	Department
SL 2019-22	2.1 (3)	Florence	ENV	VARIOUS PROJECTS- Ferry Mon	DEQ	Departme
SL 2019-22	2.1 (3)	Florence	ENV	VARIOUS PROJECTS-Cedar Creek	DEQ	Departme
SL 2019-22	2.1 (3)	Florence	ENV	VARIOUS PROJECTS- Big Elkin	DEQ	Departme
SL 2019-22	2.1 (3)	Florence	ENV	VARIOUS PROJECTS-Mitchell River	DEQ	Departme
SL 2019-22	2.1 (3)	Florence	ENV	VARIOUS PROJECTS-DR Infrastructure	DEQ	Departme
SL 2019-22	2.1 (3)	Florence	ENV	VARIOUS PROJECTS-Coastal Storm Mitigation	DEQ	Departme
SL 2018-13	6.1 (17)	FLORENCE	HHS	Emergency Prescription Assistance	DHHS	Department

SL 2018-13	6.1 (16)	FLORENCE	HHS	Disaster Supplemental Nutrition Assistance Program (D-SNAP)	DHHS	Department
SL 2018-13	6.1 (14)	FLORENCE	HHS	Unaffiliated Community Hospital S	DHHS	Department
SL 2018-13	6.1 (13)	FLORENCE	HHS	Behavioral Health Science	DHHS	Department
SL 2018-13	6.1 (15)	FLORENCE	HHS	Mosquito Abatement	DHHS	Department
SL 2019-22	2.1 (6)	Florence	ENV	Support Aquarium at Fort Fisher	DNCR	Department
SL 2018-13	6.1 (26)	FLORENCE	LGI	Volunteer Fire Departments Infrast	DOI	Department
SL 2018-13	4.1 (1)	FLORENCE	EDU	School Nutrition Employee Compe	DPI	Department
SL 2018-13	6.1 (6)	FLORENCE	EDU	Capital Recovery Funds - Public Sch	DPI	Department
SL 2018-13	1.3 (1)	FLORENCE	EDU	Capital Recovery Funds - Public Sch	DPI	Department
SL 2018-13	1.3 (2)	FLORENCE	EDU	Public School Food, Food Nutrition	DPI	Department
SL 2018-13	4.1 (2)	FLORENCE	MATCH	State Match and Other Support fo	DPS	Department
SL 2018-13	6.1 (24)	FLORENCE	HPA	Disaster Housing Recovery Support	DPS	Department
SL 2018-13	6.1 (25)	FLORENCE	GRANTS	Local Government Assistance	DPS	Department
SL 2018-13	6.1 (27)	FLORENCE	ADM	Office of Recovery and Resiliency	DPS	Department
SL 2018-13	6.1 (29)	FLORENCE	GRANTS	Volunteer Organizations Assisting	DPS	Department
SL 2018-13	6.1 (3)	FLORENCE	MATCH	State Match for Federal Assistance	DPS	Department
SL 2018-13	1.5(1)	FLORENCE	RISK	Local Government Assistance (loans) (Net of repayments)	DPS	Department
SL 2018-5	5.6 (b)(2)c	FLORENCE	RISK	Flood Warning Systems; Inundation Zones; Dam Impact Assessments	DPS	Department
SL 2018-5	5.6 (b)(2)b	FLORENCE	RISK	2-1-1 Activities	DPS	Department
SL 2018-5	5.6 (b)(2)f	FLORENCE	RISK	Stanly County Airport Training Faci	DPS	Department
SL 2019-22	2.1 (4)	Florence	HPA	NCORR Buyouts & SARF	DPS	Department
SL 2019-22	2.1 (4)	Florence	GRANTS	NCORR LOANS & GRANTS	DPS	Department
SL 2019-22	2.1 (7)	Florence	RISK	NCEM-VOAD Disaster Recovery	DPS	Department
SL 2019-22	2.1 (7)	Florence	RISK	NC Search and Rescue Program	DPS	Department
SL 2019-22	2.1 (7)	Florence	RISK	NCEM-River Guages	DPS	Department
SL 2019-22	2.1 (7)	Florence	RISK	NCEM-Flood Insurance Pilot	DPS	Department
SL 2019-25	1.1 (1)	Florence	MATCH	State Match and Other Support for	DPS	Department
SL 2020-97	2.6	FLORENCE	DPS	STATE MATCH	DPS	Department
SL 2018-13	6.1 (28)	FLORENCE	HPA	Housing Assistance	HFA	Housing Fir
2018-136	6.1 (21)	FLORENCE	GRANTS	Local Government Infrastructure Fund (Golden LEAF)	LEAF	Golden Lea
SL 2018-13	6.1 (22)	FLORENCE	GRANTS	Small Business Recovery Loans (Golden LEAF)	LEAF	Golden Lea
SL 2018-13	1.3 (4)	FLORENCE	ECO	Small Business Recovery Loans (Golden LEAF)	LEAF	Golden Lea
SL 2019-22	2.1 (5)	Florence	GRANTS	Grants to Repair, Replace, and Build New Infrastructure	LEAF	Golden Lea

SL 2019-25	1.2 (4)	Florence	GRANTS	Grants to Repair, Replace, and Buil	LEAF	Golden Lea
SL 2018-13	6.1 (8)	FLORENCE	EDU	Capital Recovery Funds	NCCCS	NC Commu
SL 2018-13	6.1 (9)	FLORENCE	EDU	Budget Stabilization Funds	NCCCS	NC Commu
SL 2018-13	5.3.(f), 6.1	FLORENCE	EDU	Emergency Grants for Affected Pos	NCCCS	NC Commu
SL 2019-22	2.1 (1)	Florence	EDU	Hurricane Florence Disaster Assistance for FTE Losses	NCCCS	NC Commu
SL 2018-14	6. (E)	FLORENCE	GRANTS	Transylvania County	OSBM	Office of St
SL 2018-14	6. (E)	FLORENCE	GRANTS	Transylvania County	OSBM	Office of St
SL 2019-22	2.1 (2)	Florence	GRANTS	OSBM GRANTS-Town of Morehead City	OSBM	Office of St
SL 2019-22	2.1 (2)	Florence	GRANTS	OSBM GRANTS Town of Bladenboro	OSBM	Office of St
SL 2019-22	2.1 (2)	Florence	GRANTS	OSBM GRANTS-Bladen County	OSBM	Office of St
SL 2019-22	2.1 (2)	Florence	GRANTS	OSBM GRANTS- Jones County	OSBM	Office of St
SL 2019-22	2.1 (2)	Florence	GRANTS	OSBM GRANTS- Pender County	OSBM	Office of St
SL 2019-22	2.1 (2)	Florence	GRANTS	OSBM GRANTS- City of Greensboro	OSBM	Office of St
SL 2019-22	2.1 (2)	Florence	GRANTS	OSBM GRANTS- Town of Elm City	OSBM	Office of St
SL 2019-22	2.1 (2)	Florence	GRANTS	OSBM GRANTS- Carteret County	OSBM	Office of St
SL 2019-22	2.1 (2)	Florence	GRANTS	OSBM GRANTS- Sampson County	OSBM	Office of St
SL 2019-22	2.1 (2)	Florence	GRANTS	OSBM GRANTS- Town of Mount Olive	OSBM	Office of St
SL 2019-22	2.1 (2)	Florence	GRANTS	OSBM GRANTS- Town of Fair Bluff	OSBM	Office of St
SL 2019-22	2.1 (2)	Florence	GRANTS	OSBM GRANTS- Town of Princeville	OSBM	Office of St
SL 2018-13	6.1 (7)	FLORENCE	EDU	Capital Recovery Funds	UNC	University
SL 2018-13	6.1 (11)	FLORENCE	EDU	Emergency Grants for Affected Pos	UNC	University

SL 2018-13	6.1 (12)	FLORENCE	EDU	Emergency Grants for Affected Pos	UNC	University
SL 2019-22	2.1 (8)	Florence	EDU	UNC- NC Policy Collaboratory (MOD MON)	UNC	University
SL 2019-22	2.1 (8)	Florence	EDU	UNC- Collaboratory Study for Flooding and Resiliency	UNC	University
SL 2019-22	2.1 (8)	Florence	EDU	UNC-W Repaors for DOBO Hall	UNC	University
SL 2018-13	1.3 (7)	FLORENCE	ENV	Derelict and Abandoned Vessels St	WRC	Wildlife Re
SL 2019-22	2.1 (10)	Florence	ENV	Water Vessels	WRC	Wildlife Re
SL 2019-25	1.2 (3) a	Florence	RISK	Local Government Assistance Loan	DPS	Departmer
SL 2020-97	2.6.(f)	Isaias/Bert	MATCH	State Emergency Response and Dis	OSBM	Office of St
SL 2016-12	4.1 (8)	MATTHEW	LGI	Grants to Repair, Replace, and Buil	COM	Departmer
SL 2016-12	4.1 (12)	MATTHEW	ECO	Assess Needs for Small Business As	COM	Departmer
SL 2016-12	4.1 (10) (a)	MATTHEW	AG	Timber Restoration	DACS	Departmer
SL 2016-12	4.1 (10)(a)	MATTHEW	AG	Claridge Nursery Operations and N	DACS	Departmer
SL 2016-12	4.1 (10)(b)	MATTHEW	AG	AgWRAP - farm pond and dam rep	DACS	Departmer
SL 2016-12	4.1 (10)(b)	MATTHEW	AG	Non-field farm road repairs	DACS	Departmer
SL 2016-12	4.1 (10)(b)	MATTHEW	AG	Stream Debris Removal	DACS	Departmer
SL 2016-12	4.1 (10)(c)	MATTHEW	AG	Cherry Research Farm Dike Repair	DACS	Departmer
SL 2016-12	4.1 (10)(a)	MATTHEW	AG	NCFS Wildfire Response	DACS	Departmer
SL 2017-11	1.3	MATTHEW	AG	AgWRAP - farm pond and dam rep	DACS	Departmer
SL 2017-11	1.3	MATTHEW	AG	Non-field farm road repairs	DACS	Departmer
SL 2017-11	1.3	MATTHEW	AG	Stream Debris Removal	DACS	Departmer
SL 2017-11	1.3	MATTHEW	AG	Drought Pasture Renovation	DACS	Departmer
SL 2017-57	12.9	MATTHEW	AG	Swine Buyout Phase 5	DACS	Departmer
SL 2020-97	3.9	MATTHEW	AG	WNC AG/Fair	DACS	Departmer
SL 2020-97	3.9	MATTHEW	AG	NCFS BLDG	DACS	Departmer
SL 2020-97	3.9	MATTHEW	AG	STATE FAIR	DACS	Departmer
SL 2016-12	4.1 (9)	MATTHEW	LGI	Grants for Environmental Infrastud	DEQ	Departmer
SL 2018-5	5.6 (b)(2)a	MATTHEW	RISK	Landslide Mapping	DEQ	Departmer
SL 2016-12	4.1 (11)	MATTHEW	LGI	Infrastructure Repairs	DOI	Departmer
SL 2016-12	4.1 (2)	MATTHEW	HPA	Emergency Sheltering and Short Te	DPS	Departmer
SL 2016-12	4.1 (3)	MATTHEW	HPA	Resilient Redevelopment Planning	DPS	Departmer
SL 2016-12	4.1 (4)	MATTHEW	MATCH	State Match for Federal Assistance	DPS	Departmer
SL 2016-12	4.1	MATTHEW	HPA	SARF	DPS	Departmer
SL 2017-11	1.1 (a)	MATTHEW	HPA	Housing Needs	DPS	Departmer
SL 2017-11	1.5	MATTHEW	MATCH	State Match for Federal Assistance	DPS	Departmer
SL 2018-5	5.6 (b)(5)	MATTHEW	HPA	Housing Needs	DPS	Departmer
SL 2018-5		MATTHEW		MATTHEW SARF	DPS	Departmer
SL 2018-5	5.6 (b)(2)d	MATTHEW	RISK	NC Search and Rescue Program	DPS	Departmer

SL 2018-5	5.6 (b)(1)	MATTHEW	MATCH	State Match for Federal Assistance	DPS	Department
SL 2019-25	1.1 (2) a	Matthew	MATCH	State Emergency Response and Dis	DPS	Department
SL 2020-97	2.6.(d)(1)	Matthew	MATCH	State Emergency Response and Dis	DPS	Department
SL 2016-12	4.1 (1)	MATTHEW	HPA	Housing Trust Fund	HFA	Housing Fir
SL 2017-11	1.1 (b)	MATTHEW	HPA	Construct Low-Income Multifamily Housing Units in Town of Flair Bluff	LCOG	Lumberton
SL 2016-12	4.1 (6)	MATTHEW	ECO	Small Business Loans	LEAF	Golden Lea
SL 2016-12	4.1 (7)	MATTHEW	LGI	Grants to Repair, Replace, and Buil	LEAF	Golden Lea
SL 2017-11	1.2	MATTHEW	LGI	Grants to Repair, Replace, and Build New Infrastructure	LEAF	Golden Lea
SL 2018-5	5.6 (b)(3)	MATTHEW	LGI	Grants to Repair, Replace, and Build New Infrastructure	LEAF	Golden Lea
SL 2017-11	1.4	MATTHEW	EDU	Stabilization Reserve to Offset Imp	NCCCS	NC Commu
SL 2016-12	4.1 (5)	MATTHEW	MATCH	Replenish Funds for Future Emerge	OSBM	Office of St
SL 2018-5	5.6 (b)(4)	MATTHEW	GRANTS	Town of Princeville and Fair Bluff G	OSBM	Office of St
SL 2019-25	1.1 (2) b	Michael	MATCH	State Emergency Response and Dis	DPS	Department
SL 2019-25	1.1 (3)	Multiple	ENV	Clean Water State Revolving Fund	DEQ	Department
SL 2019-25	1.2 (9)	Multiple	ENV	Disaster Recovery for Coastal Rese	DEQ	Department
SL 2019-25	1.2 (1)	Multiple	MATCH	State Emergency Response and Dis	OSBM	Office of St
SL 2019-25	1.2 (2) a	Non-Disast	RISK	Flood Mitigation Studies	DPS	Department
SL 2019-25	1.2 (2)	Non-Disast	RISK	Water Level and Breach Monitorin	DPS	Department
SL 2019-25	1.2 (10)	Non-Disast	ENV	Administer Grant Programs	WRC	Wildlife Re

Legislative Allocation	Budget Code	Budget Fund/Center	December 31 ,2022 Quarter	Beg Balance January 1, 2023
\$ 1,700,000				\$ -
\$ 5,000,000	24552	2X22		\$ 105,140.00
\$ 17,800,000	19930		\$ 1,309,329.43	\$ 3,754,604.07
\$ 2,779,661	19930	2E018D89		\$ 2,779,661.00
\$ 5,200,000			\$ 15,225.00	\$ 1,033,062.29
\$ 1,800,000	23014	23188102		\$ 1,700,000.00
\$ 1,000,000	12000	XXXX 0401		\$ 1,000,000.00
\$ 50,000,000	23702	2985	\$ 784,548.01	\$ 25,702,090.08
\$ 3,000,000				\$ 3,000,000.00
\$ 240,000,000	23702	2995		\$ 6,354,026.88
\$ 700,000				\$ -
\$ 1,000,000				\$ -
\$ 1,000,000			\$ 113,367.85	\$ 863,969.15
\$ 5,000,000			\$ 139,582.68	\$ 1,288,643.39
\$ 2,000,000	24300	2182		\$ 1,648,194.54
\$ 400,000.00				\$ -
\$ 1,600,000				\$ -
\$ 18,500,000	24317	2997-HFDR		\$ -
\$ 10,000,000	24300	5-8254-DR19		\$ 59,388.68
\$ 250,000	24310	5-8252-DR19		\$ (0.01)
		2825-8252, s429-2825- 8255, 8256,8261,8		
\$ 175,000	24310	262		\$ -
\$ 500,000				\$ -
\$ 1,500,000				\$ -
\$ 1,000,000				\$ -
\$ 8,000,000			\$ -	\$ 4,958,612.00
\$ 11,500,000				\$ 834,819.00
\$ 1,000,000	N/A	N/A		\$ 1,000,000.00

\$ 3,500,000	14440	1372		\$ 1,249,224.90
\$ 500,000				\$ -
\$ 5,000,000				\$ -
\$ 2,000,000				\$ -
\$ 5,000,000			\$ 149,199.50	\$ 4,186,100.99
\$ 930,477	13900	15001581		\$ 673,612.88
\$ 6,500,000	13510	#####		\$ 1,385,670.00
\$ 60,000,000	29110	291049214/ 291043922		\$ 7,987.00
\$ 23,500,000	29110	291049214		\$ -
\$ 1,500,000	13510	1830		\$ 677,230.00
\$ 50,000,000				\$ -
\$ 23,000,000	24558	2D24		\$ 10,140,697.98
\$ 8,000,000	24558	2D25		\$ -
\$ 2,000,000	24558	2D27	\$ 19,658.76	\$ 854,363.70
\$ 2,000,000	24558	2D26		\$ 247,460.88
\$ 40,000,000				\$ (0.00)
\$ 20,000,000	24558	2D34		\$ (151,444.34)
\$ 2,835,224				\$ -
\$ 250,000				\$ -
\$ 100,000				\$ -
\$ 13,000,000	24558	2D24F224		\$ 4,950,000.00
\$ 9,000,000	24558	2D25F224		\$ 4,203.00
\$ 1,000,000	24558	2D26F224		\$ 18,830.57
\$ 1,000,000	24558	2D74F224		\$ 0.00
\$ 2,000,000	24558	2D74F224	\$ 12,847.81	\$ 249,187.94
\$ 2,000,000	24558	2D74F224		\$ 2,000,000.00
\$ 70,812,336	24558	2D01		\$ -
\$ 27,796,610.00	24558	2D01 FY 20	2,081,633.52	\$ 15,528,668.57
\$ 10,000,000			\$ 912,000.00	\$ 2,962,000.00
\$ 20,000,000			\$ 317,616.29	\$ 4,329,167.83
\$ 5,000,000				\$ -
\$ 5,000,000				\$ 3,427,580.43
\$ 4,500,000				\$ 581,945.85

\$ 15,000,000				\$ 2,049,228.56
\$ 3,500,000	41820	4Q18		\$ 1,693,733.36
\$ 8,500,000	16800	1620 2000		\$ 478,356.00
\$ 5,000,000	16800	1624 7030		\$ 1,227.79
\$ 6,400,000				\$ 2.21
\$ 20,000				\$ -
\$ 20,000				\$ -
\$ 68,000				\$ -
\$ 200,000				\$ 24,955.00
\$ 300,000				\$ 133,296.00
\$ 500,000				\$ -
\$ 500,000				\$ -
\$ 1,000,000				\$ 900,000.00
\$ 1,000,000				\$ -
\$ 3,300,000				\$ -
\$ 3,500,000				\$ -
\$ 5,500,000			\$ 695,699.00	\$ 663,330.84
\$ 6,000,000			\$ 833,552.00	\$ 3,009,062.58
\$ 6,000,000			\$ 148,767.00	\$ 3,479,056.59
\$ 27,215,501	41828	4280 & 4281	\$ 13,295.00	\$ 2,855,845.83
	16060, 16080, 16065, 16086, 16088, 16070, 16090, 16030, 16055, 16020, 16050, 16040, 16082, 16092, 16075, 16084			
\$ 2,000,000		1230		\$ 593,999.15

\$ 1,000,000	16015	1515E		\$ 137,377.00
\$ 160,000				\$ 160,000.00
\$ 2,000,000				\$ 2,000,000.00
\$ 8,000,000				\$ (0.00)
\$ 50,000	N/A	N/A		\$ 50,000.00
\$ 1,000,000				\$ (0.00)
\$ 10,000,000	24552	2X21		\$ 3,363,224.76
\$ 750,000	19930			\$ 303,118.02
\$ 10,000,000	24609	2593		\$ 3,399,675.19
\$ 5,230.00				\$ -
\$ 1,000,000	23702	2975/ 5020		\$ 288,071.81
\$ 1,500,000	23702	2975/ 5021		\$ 964,885.32
\$ 1,767,604	23702	/ 4701/ 4705	\$ (76,410.00)	\$ 355,455.25
\$ 405,046	23702	2975/ 4707		\$ 178.00
\$ 10,027,350	23702	2975/ 4786		\$ 20,187.85
\$ 250,000	23702	2975/ 1522		\$ 250,000.00
\$ 11,400,000	23702	2975/ 5024/ 5025/ 5026/ 5028		\$ 100,268.76
\$ 3,147,403	23702	5/ 47052017	\$ 55,409.74	\$ 2,205,907.17
\$ 71,038	23702	5/ 47072017		\$ -
\$ 15,916,250	23702	5/ 47862017	\$ 122,302.54	\$ 2,824,184.29
\$ 1,000,000	23702	2975/ 4709		\$ 134,691.00
\$ 2,500,000			\$ 183.27	\$ 2,464,837.25
\$ 1,000,000	23702	29755026		\$ (44,125.00)
\$ 4,100,000	23702	29755026		\$ (44,125.00)
\$ 4,000,000	23702	29755026		\$ (44,125.00)
\$ 10,000,000	24310	2824-8243- DR16/2824- 8245- DR16/2824- 8246-DR16	\$ 11,605.00	\$ 1,359,794.60
\$ 3,600,000	14300	1932-7387	\$ -	\$ 1,910,815.27
\$ 69,523				\$ -
\$ 9,000,000	24552	2X01		\$ 3,703,675.73
\$ 11,500,000				\$ -
\$ 66,228,370				\$ 8,109,222.70
\$ 11,132,000	24552	2X11-0062		\$ 10,201,671.00
\$ 20,000,000	24552	2X04	\$ 42,750.00	\$ 4,113,812.89
\$ 22,300,000				\$ 2,286,303.98
\$ 7,570,776	24552	2X06		\$ 1,309,933.29
\$ 17,424,000	24552	2X11-063	\$ 87,715.36	\$ 14,693,836.34
\$ 2,300,000	14550	1501-8132		\$ 8,526.13

\$ 14,500,000	24552	2E01-8D84	\$ 1,600,049.32	\$ 5,045,885.16
\$ 11,197,013	19930			\$ 11,197,013.00
\$ 10,423,729	19930	2E018D88		\$ (10,423,729.00)
\$ 20,000,000			\$ 338,694.00	\$ 2,294,759.60
\$ 5,000,000	N/A	N/A		\$ (0.00)
\$ 5,000,000				\$ (0.00)
\$ 20,000,000				\$ 2,155,313.02
\$ 30,000,000			\$ 145,547.15	\$ 1,638,182.64
\$ 10,000,000			\$ 750,332.05	\$ 2,631,875.18
\$ 2,700,000	16800	1624 7030		\$ 170.27
\$ 10,000,000				\$ -
\$ 700,000	23014	151902/1904		\$ 43,750.00
\$ 4,176,245	19930			\$ 1,645,973.70
\$ 17,600,000	14300	1460	\$ 53,407.00	\$ 17,509,593.00
\$ 50,000	14300	5-6255-201A		\$ 3.55
\$ 5,000,000	19930			\$ 5,000,000.00
\$ 5,000,000	24552	2X20	\$ 98,214.40	\$ 629,499.98
\$ 4,800,000	24550	28018134	\$ 1,457.80	\$ 1,070,455.02
\$ 500,000				\$ 50.30

January 1, 2023- December 31, 2023 Total Expenditures				
March 31, 2023 Quarter	June 29, 2023 Quarter	September 29, 2023 Quarter	December 31, 2023 Quarter	
				\$ -
				\$ -
\$ 3,022,714.27	\$ 124,538.70			\$ 3,147,252.97
				\$ -
		\$ 15,175.82	\$ 190,173.64	\$ 205,349.46
				\$ -
				\$ -
\$ 1,355,198.93	\$ 726,756.12	\$ 962,420.57	\$ 59,211.73	\$ 3,103,587.35
				\$ -
\$ (2,000.00)	\$ (1,500.00)	\$ (500.00)	\$ (2,000.00)	\$ (6,000.00)
				\$ -
				\$ -
		\$ 184,800.00		\$ 184,800.00
\$ 330,091.25		\$ 89,942.00	\$ 16,752.10	\$ 436,785.35
	\$ 56,000.00			\$ 56,000.00
				\$ -
				\$ -
				\$ -
				\$ -
				\$ -
				\$ -
				\$ -
\$ 359,886.00	\$ 687,732.00	\$ 592,741.00	\$ 477,953.00	\$ 2,118,312.00
\$ 834,819.00				\$ 834,819.00
				\$ -

				\$ -
				\$ -
				\$ -
				\$ -
\$ 6,813.75	\$ 21,269.38	\$ 490,553.76	\$ 527,678.30	\$ 1,046,315.19
				\$ -
				\$ -
				\$ -
				\$ -
				\$ -
\$ 3,318,657.00				\$ 3,318,657.00
				\$ -
\$ 27,072.35	\$ 50,611.82	\$ 127,587.82		\$ 205,271.99
				\$ -
				\$ -
				\$ -
				\$ -
				\$ -
\$ (7,500,000.00)			\$ 14,750.00	\$(7,485,250.00)
	\$ (54,063.20)			\$ (54,063.20)
	\$ (6,729.32)	\$ 25,559.89		\$ 18,830.57
				\$ -
\$ 5,672.01	\$ 20,405.71		\$ 39,563.11	\$ 65,640.83
				\$ -
				\$ -
4,727,124.79	3,050,252.01	4,857,501.89		\$12,634,878.69
		\$ 1,013,000.00	\$ 1,037,000.00	\$ 2,050,000.00
	\$ 402,278.00			\$ 402,278.00
				\$ -
				\$ -
\$ 29,970.32				\$ 29,970.32

\$ 16,178.74		\$ 345,777.48	\$ 231,807.64	\$ 593,763.86
	\$ 45,112.14	\$ 16,710.00		\$ 61,822.14
				\$ -
				\$ -
				\$ -
				\$ -
				\$ -
\$ 1,000.00	\$ (1,000.00)			\$ -
				\$ -
				\$ -
				\$ -
\$ 317,945.25		\$ 68,293.99		\$ 386,239.24
				\$ -
				\$ -
				\$ -
\$ 595,290.41				\$ 595,290.41
\$ 428,653.71	\$ 1,551,270.18	\$ 261,100.00	\$ 250,000.00	\$ 2,491,023.89
\$ 123,259.98	\$ 279,854.73	\$ 27,106.72	\$ 214,749.48	\$ 644,970.91
\$ 53,114.00	\$ 2,802,731.83			\$ 2,855,845.83
				\$ -

[illegible]

\$ 771,687.00	\$ 1,609,337.81	\$ 638,920.16		\$ 3,019,944.97
				\$ -
				\$ -
\$ 476,373.00	\$ 376,927.00	\$ 417,869.00	\$ 573,462.00	\$ 1,844,631.00
				\$ -
				\$ -
				\$ -
\$ 111,667.40	\$ 400,000.00		\$ 78,703.65	\$ 590,371.05
\$ 57,247.87	\$ 253,136.25			\$ 310,384.12
				\$ -
				\$ -
				\$ -
\$ 24,126.56	\$ 32,542.78	\$ 8,439.69		\$ 65,109.03
\$ 2,223,624.00	\$ 2,268,022.00	\$ 93,815.00	\$ 2,458,786.00	\$ 7,044,247.00
	\$ 3.55			\$ 3.55
		\$ 485,469.55	\$ 164,212.37	\$ 649,681.92
\$ 151,986.86				\$ 151,986.86
				\$ -
				\$ -

\$ 13,916,136.28 \$ 18,171,013.51 \$ 11,171,959.90 \$ 7,121,071.49

Beginning			
Amount	Encumbrances/	Balance January	
Expended to Date	Awards	1, 2024	Remaining Balance
\$ 1,700,000.00	\$ -	\$ -	\$ -
\$ 4,894,860.00		\$ 105,140.00	\$ 105,140.00
\$ 17,192,648.90	\$ 3,754,604.07	\$ 607,351.10	\$ (3,147,252.97)
\$ -		\$ 2,779,661.00	\$ 2,779,661.00
\$ 4,372,287.17	\$ 191,458.31	\$ 827,712.83	\$ 636,254.52
\$ 100,000.00	\$ 1,700,000.00	\$ 1,700,000.00	\$ -
\$ -		\$ 1,000,000.00	\$ 1,000,000.00
\$ 27,401,497.27	\$ 8,710,084.79	\$ 22,598,502.73	\$ 13,888,417.94
\$ -		\$ 3,000,000.00	\$ 3,000,000.00
\$233,639,973.12		\$ 6,360,026.88	\$ 6,360,026.88
\$ 700,000.00		\$ -	\$ -
\$ 1,000,000.00		\$ -	\$ -
\$ 320,830.85	\$ 679,169.15	\$ 679,169.15	\$ (0.00)
\$ 4,148,141.96	\$ 1,288,643.39	\$ 851,858.04	\$ (436,785.35)
\$ 407,805.46	\$ -	\$ 1,592,194.54	\$ 1,592,194.54
\$ 400,000.00	\$ -	\$ -	\$ -
\$ 1,600,000.00	\$ -	\$ -	\$ -
\$ 18,500,000.00	\$ -	\$ -	\$ -
\$ 9,940,611.32	\$ -	\$ 59,388.68	\$ 59,388.68
\$ 250,000.01	\$ -	\$ (0.01)	\$ (0.01)
\$ 175,000.00		\$ -	\$ -
\$ 500,000.00		\$ -	\$ -
\$ 1,500,000.00		\$ -	\$ -
\$ 1,000,000.00		\$ -	\$ -
\$ 5,159,700.00		\$ 2,840,300.00	\$ 2,840,300.00
\$ 11,500,000.00		\$ -	\$ -
\$ -		\$ 1,000,000.00	\$ 1,000,000.00

\$ 2,250,775.10		\$ 1,249,224.90	\$ 1,249,224.90
\$ 500,000.00		\$ -	\$ -
\$ 5,000,000.00		\$ -	\$ -
\$ 2,000,000.00		\$ -	\$ -
\$ 1,860,214.20	\$ 1,249,556.84	\$ 3,139,785.80	\$ 1,890,228.96
\$ 256,864.12	\$ -	\$ 673,612.88	\$ 673,612.88
\$ 5,114,330.00		\$ 1,385,670.00	\$ 1,385,670.00
\$ 59,992,013.00		\$ 7,987.00	\$ 7,987.00
\$ 23,500,000.00		\$ -	\$ -
\$ 822,770.00		\$ 677,230.00	\$ 677,230.00
\$ 50,000,000.00		\$ -	\$ -
\$ 16,177,959.02		\$ 6,822,040.98	\$ 6,822,040.98
\$ 8,000,000.00		\$ -	\$ -
\$ 1,350,908.29	\$ 854,363.70	\$ 649,091.71	\$ (205,271.99)
\$ 1,752,539.12	\$ 247,460.88	\$ 247,460.88	\$ 0.00
\$ 40,000,000.00		\$ (0.00)	\$ (0.00)
\$ 20,151,444.34	\$ (151,444.34)	\$ (151,444.34)	\$ (0.00)
\$ 2,835,224.00		\$ -	\$ -
\$ 250,000.00		\$ -	\$ -
\$ 100,000.00		\$ -	\$ -
\$ 564,750.00		\$ 12,435,250.00	\$ 12,435,250.00
\$ 8,941,733.80		\$ 58,266.20	\$ 58,266.20
\$ 1,000,000.00		\$ (0.00)	\$ (0.00)
\$ 1,000,000.00	\$ -	\$ 0.00	\$ 0.00
\$ 1,816,452.89	\$ 183,547.11	\$ 183,547.11	\$ (0.00)
\$ -		\$ 2,000,000.00	\$ 2,000,000.00
\$ 70,812,336.00		\$ -	\$ (0.00)
\$ 24,902,820.12		\$ 2,893,789.88	\$ 2,893,789.88
\$ 9,088,000.00		\$ 912,000.00	\$ 912,000.00
\$ 16,073,110.17	\$ 3,575,312.44	\$ 3,926,889.83	\$ 351,577.39
\$ 5,000,000.00		\$ -	\$ -
\$ 1,572,419.57		\$ 3,427,580.43	\$ 3,427,580.43
\$ 3,948,024.47		\$ 551,975.53	\$ 551,975.53

\$ 13,544,535.30	\$ 1,455,464.70	\$ 1,455,464.70	\$ 0.00
\$ 1,868,088.78	\$ 1,630,821.22	\$ 1,631,911.22	\$ 1,090.00
\$ 8,021,644.00		\$ 478,356.00	\$ 478,356.00
\$ 4,998,772.21		\$ 1,227.79	\$ 1,227.79
\$ 6,399,997.79	\$ -	\$ 2.21	\$ 2.21
\$ 20,000.00		\$ -	\$ -
\$ 20,000.00		\$ -	\$ -
\$ 68,000.00		\$ -	\$ -
\$ 175,045.00	\$ 24,955.00	\$ 24,955.00	\$ -
\$ 166,704.00	\$ 33,296.00	\$ 133,296.00	\$ 100,000.00
\$ 500,000.00		\$ -	\$ -
\$ 500,000.00		\$ -	\$ -
\$ 486,239.24	\$ 513,760.76	\$ 513,760.76	\$ (0.00)
\$ 1,000,000.00		\$ -	\$ -
\$ 3,300,000.00		\$ -	\$ -
\$ 3,500,000.00		\$ -	\$ -
\$ 5,431,959.57	\$ 68,040.43	\$ 68,040.43	\$ 0.00
\$ 5,481,961.31	\$ 518,038.27	\$ 518,038.69	\$ 0.42
\$ 3,165,914.32	\$ 2,834,085.49	\$ 2,834,085.68	\$ 0.19
\$ 27,215,501.00	\$ -	\$ 0.00	\$ 0.00
\$ 1,406,000.85		\$ 593,999.15	\$ 593,999.15

\$ 862,623.00		\$ 137,377.00	\$ 137,377.00
\$ -		\$ 160,000.00	\$ 160,000.00
\$ -		\$ 2,000,000.00	\$ 2,000,000.00
\$ 8,000,000.00		\$ (0.00)	\$ (0.00)
\$ -		\$ 50,000.00	\$ 50,000.00
\$ 1,000,000.00		\$ (0.00)	\$ (0.00)
\$ 6,636,775.24	\$ 2,497,952.44	\$ 3,363,224.76	\$ 865,272.32
\$ 446,881.98		\$ 303,118.02	\$ 303,118.02
\$ 6,600,324.81	\$ 3,399,675.19	\$ 3,399,675.19	\$ 0.00
\$ 5,230.00		\$ -	\$ -
\$ 711,928.19	\$ -	\$ 288,071.81	\$ 288,071.81
\$ 682,531.83	\$ -	\$ 817,468.17	\$ 817,468.17
\$ 1,433,025.55	\$ 222,110.57	\$ 334,578.45	\$ 112,467.88
\$ 404,868.00	\$ -	\$ 178.00	\$ 178.00
\$ 10,017,435.71	\$ 5.00	\$ 9,914.29	\$ 9,909.29
\$ -	\$ -	\$ 250,000.00	\$ 250,000.00
\$ 11,299,731.24		\$ 100,268.76	\$ 100,268.76
\$ 960,344.80	\$ 1,892,219.00	\$ 2,187,058.20	\$ 294,839.20
\$ 71,038.00	\$ -	\$ -	\$ -
\$ 14,072,683.26	\$ 1,843,566.74	\$ 1,843,566.74	\$ (0.00)
\$ 865,309.00		\$ 134,691.00	\$ 134,691.00
\$ 35,675.88	\$ 2,464,324.12	\$ 2,464,324.12	\$ 0.00
\$ 44,125.00		\$ (44,125.00)	\$ (44,125.00)
\$ 44,125.00		\$ (44,125.00)	\$ (44,125.00)
\$ 44,125.00		\$ (44,125.00)	\$ (44,125.00)
\$ 9,226,869.40		\$ 773,130.60	\$ 773,130.60
\$ 1,876,608.73		\$ 1,723,391.27	\$ 1,723,391.27
\$ 69,523.00	\$ -	\$ -	\$ -
\$ 6,496,363.27		\$ 2,503,636.73	\$ 2,503,636.73
\$ -		\$ -	\$ -
\$ 58,119,147.30	\$ 8,109,222.70	\$ 8,109,222.70	\$ (0.00)
\$ 982,379.00		\$ 10,149,621.00	\$ 10,149,621.00
\$ 18,987,774.08	\$ 657,250.00	\$ 1,012,225.92	\$ 354,975.92
\$ 20,013,978.50	\$ 2,286,021.50	\$ 2,286,021.50	\$ (0.00)
\$ 5,831,030.98		\$ 1,739,745.02	\$ 1,739,745.02
\$ 3,614,811.66		\$ 13,809,188.34	\$ 13,809,188.34
\$ 2,291,473.87		\$ 8,526.13	\$ 8,526.13

\$ 12,474,059.81	\$ 2,025,940.19	\$ 2,025,940.19	\$ (0.00)
\$ -	\$ 11,197,013.00	\$ 11,197,013.00	\$ -
\$ 10,423,729.00		\$ (10,423,729.00)	\$ (10,423,729.00)
\$ 19,549,871.40	\$ 450,128.60	\$ 450,128.60	\$ -
\$ 5,000,000.00	\$ -	\$ (0.00)	\$ (0.00)
\$ 5,000,000.00		\$ (0.00)	\$ (0.00)
\$ 17,844,686.98	\$ 2,155,313.02	\$ 2,155,313.02	\$ (0.00)
\$ 28,952,188.41	\$1,047,811.59	\$ 1,047,811.59	\$ -
\$ 7,678,508.94	\$2,321,491.06	\$ 2,321,491.06	\$ 0.00
\$ 2,699,829.73		\$ 170.27	\$ 170.27
\$ 10,000,000.00		\$ -	\$ -
\$ 656,250.00	\$ 43,750.00	\$ 43,750.00	\$ -
\$ 2,595,380.33	\$ 1,580,864.67	\$ 1,580,864.67	\$ (0.00)
\$ 7,134,654.00	\$ -	\$ 10,465,346.00	\$ 10,465,346.00
\$ 50,000.00	\$ -	\$ (0.00)	\$ (0.00)
\$ 649,681.92	\$ 4,350,318.08	\$ 4,350,318.08	\$ -
\$ 4,522,486.88	\$ 477,513.12	\$ 477,513.12	\$ 0.00
\$ 3,729,544.98	\$ 1,070,455.02	\$ 1,070,455.02	\$ (0.00)
\$ 499,949.70		\$ 50.30	\$ 50.30

Agency	Sum of Beg Balance January 1, 2023
Administrative Office of the Courts	\$1,000,000.00
Department of Agricultural Services	\$46,685,021.20
Department of Commerce	\$3,399,675.19
Department of Environmental Quality	\$28,281,220.63
Department of Health and Human Services	\$2,249,224.90
Department of Insurance	\$673,612.88
Department of Natural and Cultural Resouces	\$4,186,100.99
Department of Public Instruction	\$2,070,887.00
Department of Public Safety	\$97,436,678.05
Elizaeth City State University	\$1,033,062.29
Golden Leaf	\$16,813,293.51
Housing Finance Agency	\$5,256,759.60
Lumberton Council of Governments	\$0.00
NC Community Colleges	\$2,173,489.63
Office of State Budget and Management	\$15,256,569.03
University of North Carolina	\$5,747,221.98
Wildlife Resource Commission	\$50,050.30
Grand Total	\$232,312,867.18

Sum of January 1, 2023- December 31, 2023**Total Expenditures****Sum of Encumbrances/ Awards**

\$ -	
\$ 4,897,719.86	\$ 17,100,122.76
\$ -	\$ 3,399,675.19
\$ 10,827,469.55	\$ -
\$ -	
\$ -	\$ -
\$ 1,046,315.19	\$ 1,249,556.84
\$ -	\$ -
\$ 19,897,054.43	\$ 34,790,764.06
\$ 205,349.46	\$ 191,458.31
\$ 1,926,767.35	\$ 10,555,392.81
\$ 3,894,631.00	\$ 450,128.60
\$ -	\$ -
\$ 61,822.14	\$ 1,630,821.22
\$ 4,767,206.37	\$ 10,086,244.03
\$ 2,855,845.83	\$ -
\$ -	
\$ 50,380,181.18	\$ 79,454,163.82

**Sum of Beginning Balance
January 1, 2024**

\$	1,000,000.00
\$	41,787,301.34
\$	3,399,675.19
\$	17,453,751.08
\$	2,249,224.90
\$	673,612.88
\$	3,139,785.80
\$	2,070,887.00
\$	77,539,623.62
\$	827,712.83
\$	14,886,526.16
\$	1,362,128.60
\$	(0.00)
\$	2,111,667.49
\$	10,489,362.66
\$	2,891,376.15
\$	50,050.30
\$	181,932,686.00