



NC Department of Public Safety
OFFICE OF RECOVERY AND RESILIENCY

Roy Cooper, Governor

Eddie M. Buffaloe Jr., Secretary
Laura H. Hogshead, Director

MEMORANDUM

TO: State Budget Director
House Appropriations Committee
Senate Appropriations Committee
Fiscal Research Division

FROM: Eddie M. Buffaloe Jr., Secretary *EMB*
Laura H. Hogshead, Director *LH*

RE: State Funding Update for North Carolina's Hurricane Recovery (Q4)

DATE: April 29, 2024

Pursuant to Session Law 2019-250, Section 3.5(c), the Office of Recovery and Resiliency shall provide separate quarterly reports to the Director of the Budget, the standing Appropriations Committees of the Senate and the House and Representatives, and the Fiscal Research Division on the use of disaster recovery and assistance funds expended from the Hurricane Florence Recovery Fund, the State Emergency Response and Disaster Relief Fund for Hurricane Matthew, and funds appropriated for disaster relief for Hurricane Dorian.

Please find the attached quarterly report for the October – December 2023 period.



Quarterly Report: State Funding Update for North Carolina's Hurricane Recovery

October-December 2023

Submitted by: North Carolina Office of Recovery and Resiliency



Contents

Executive Summary.....	4
State Funding Summary Tables.....	8
Department of Public Safety	10
Department of Agriculture and Consumer Services	48
Department of Commerce	74
Department of Environmental Quality	76
Department of Health and Human Services.....	112
Department of Insurance	115
Department of Public Instruction	116
Elizabeth City State University	119
Fayetteville State University.....	121
Golden Leaf Foundation	122
Lumber River Council of Governments.....	125
North Carolina Community College System	127
Department of Natural and Cultural Resources.....	133
North Carolina Housing Finance Agency	135
Office of State Budget and Management.....	137
North Carolina State Education Assistance Authority	151
UNC Pembroke.....	153
UNC Wilmington	156
North Carolina Wildlife Resources Commission.....	157
Appendices.....	159

This space intentionally left blank.

Executive Summary

On October 29, 2018, SL 2018-136 created the North Carolina Office of Recovery and Resiliency (NCORR) and charged the Office with providing quarterly and annual reports on the state's recovery progress. This quarterly report outlines state-funded recovery activities from October 1, 2023 - December 31, 2023. The report is organized into three sections, which include:

1. **Executive Summary.** A brief overview of current recovery needs and activities.
2. **Summary of State Funding for Disaster Relief.** Summary reports of state-funded programs, by state agencies and departments, and the progress made to support the state's recovery from recent events.
3. **Appendix.** A detailed expenditure report (Excel spreadsheet) summarizing the status of funds for each state-appropriated program, by agency.

Access to state funds for long-term recovery is critical for the ability of state and local responding entities to meet not only the immediate recovery needs of hurricane survivors, but also make it possible for individuals and communities to participate in federal programs. These funded programs are also demonstrating enhanced abilities for state and local partners to respond to immediate needs.

For example, as of this quarter the North Carolina Community College has completed all their projects. The legislature has recaptured \$1,500,000.00 which is the balance of their remaining funds appropriated in SL 2023-134 Subsection 5.6 (A).

For example, as of this quarter NC Department of Insurance has completed all their projects. The remaining funds has been recaptured and appropriated in SL 2023-134 Subsection 5.6 (A).

Figure 1. Hurricane Matthew Declared Counties

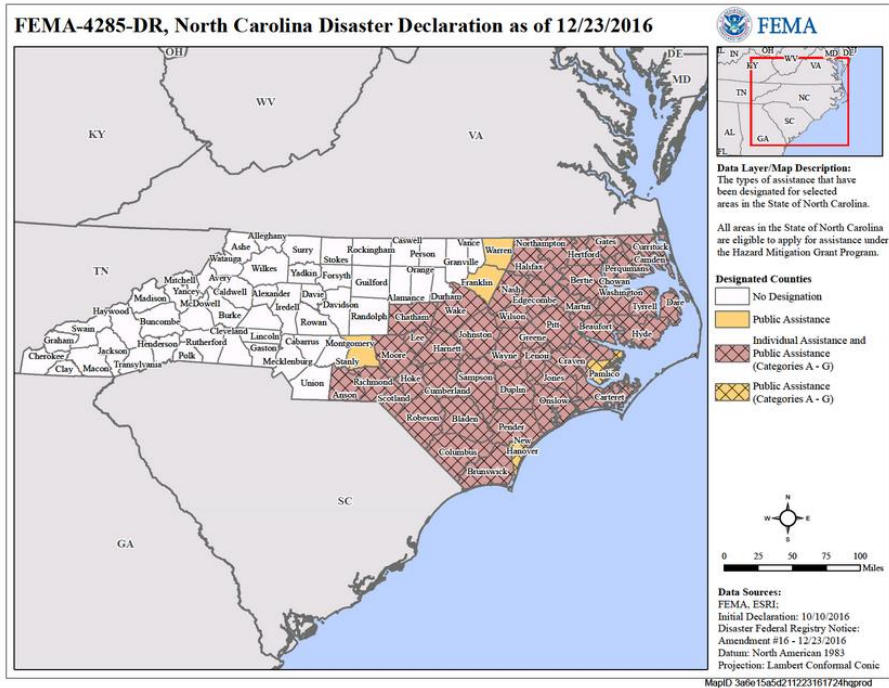


Figure 2. Hurricane Florence Declared Counties

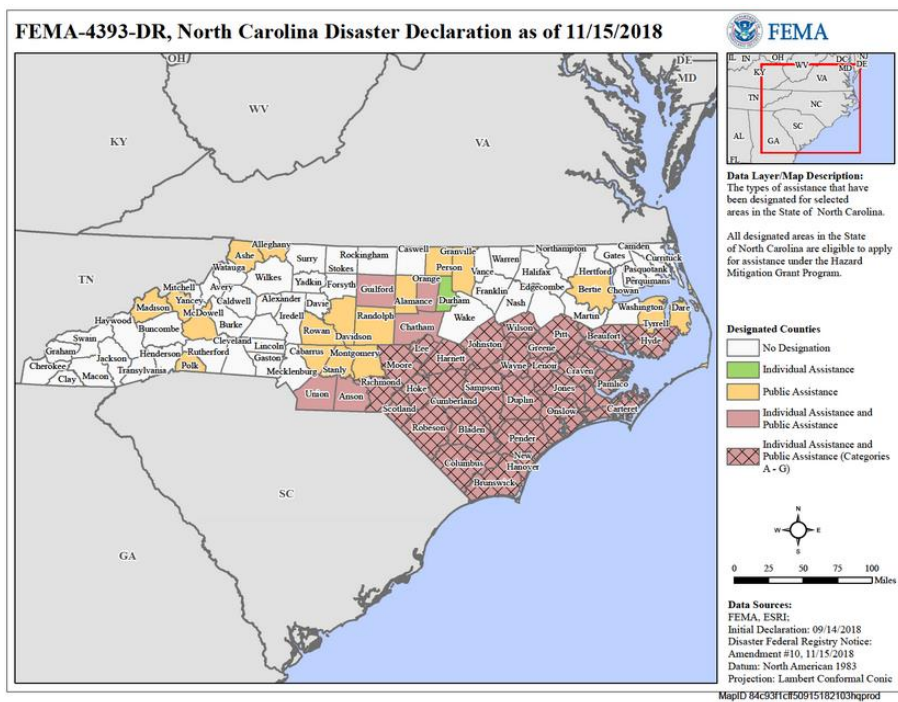


Figure 3. Tropical Storm Michael Declared Counties

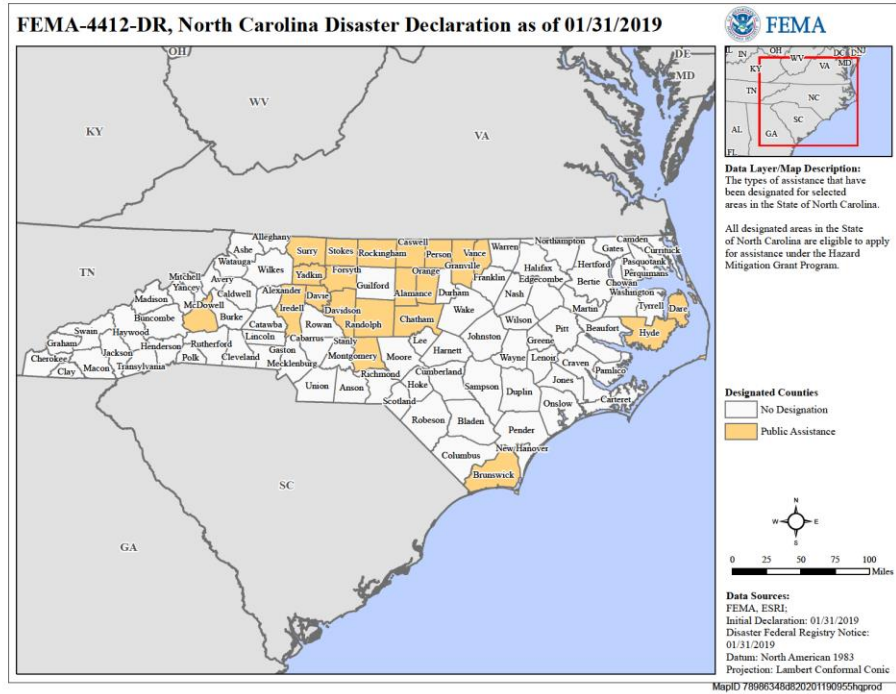
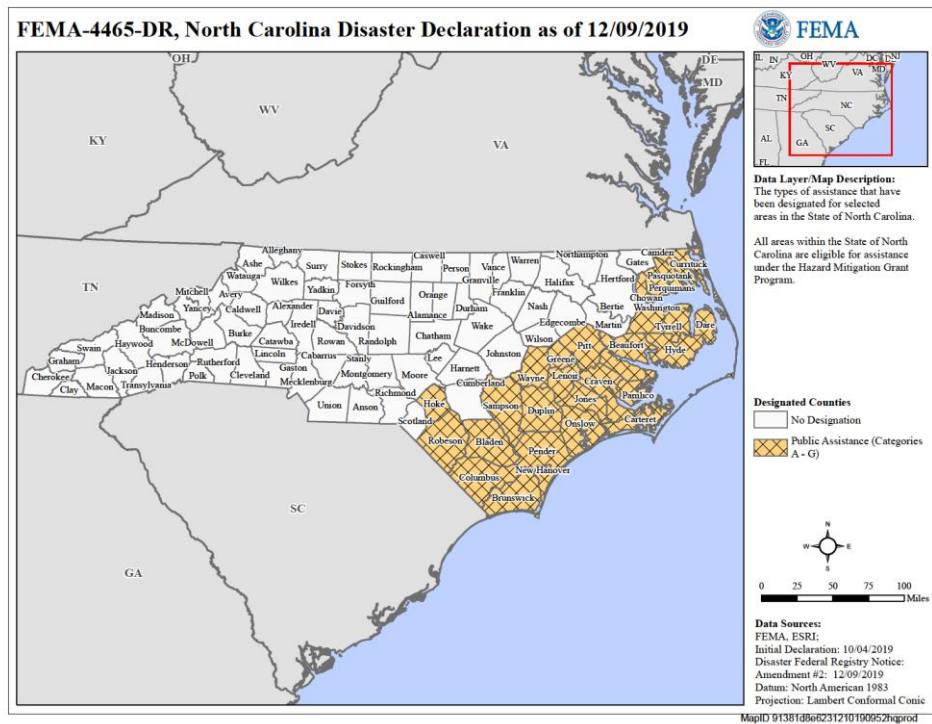


Figure 4. Hurricane Dorian Declared Counties



Hurricane Matthew (DR 4285) – As of this reporting period, Individual Assistance provided \$128,034,983.45 for housing and other needs assistance. The Public Assistance Program for

Matthew has obligated \$412,564,825, towards repairing public facilities and infrastructure in declared communities, totaling 1864 projects.

HMGP is helping 756 property owners become more resilient against future disasters and has reimbursed \$31.2 million to local governments thus far. As of June 2023, there have been 51 projects and 395 properties completed. The CDBG-DR program has disbursed \$191,588,697 as of June 2023 which includes activities such as housing repairs, housing reconstructions, buyouts, small rental repairs, multi-family housing construction, and public infrastructure repairs.

Hurricane Florence (DR 4393) - At the end of this reporting period, in total, 139,814 North Carolinians received Individual Assistance, with over \$157,694,724.02 in funds disbursed for housing and other needs assistance. Public Assistance has worked with local partners to develop 2,687 projects with obligated totals of \$1,023,163,301.

For Florence, the FEMA Hazard Mitigation Grant Program (HMGP) is the process of approving 970 projects in 57 counties. North Carolina was approved for an “expedited” Hazard Mitigation Program for Florence, which is currently being implemented. Through this expedited program, NCEM is acquiring 172 properties with 122 completed as of March 2023. As of June 2023, HMGP has reimbursed \$12.3 million. The CDBG-DR program has disbursed \$119.1 million including activities such as housing repairs, housing reconstructions, & small rental repairs.

Tropical Storm Michael (DR 4412) – The state is coordinating a more limited recovery program for Tropical Storm Michael, primarily focused on providing Public Assistance for infrastructure repair in declared communities. As of the end of the reporting period, 211 Public Assistance projects have been proposed for a total of \$27,276,481.

Hurricane Dorian (DR 4465) Making landfall on September 1, 2019, this storm resulted in significant damage to public buildings, infrastructure, businesses, and housing in a limited number of communities. In response, the state executed a state-funded Individual Assistance program in addition to the federally declared Public Assistance Program. \$970,758.71 has been expended in state Individual Assistance funds to assist local communities with 81 displaced households. These households have moved forward in their housing and are covered through LTRG, and IA. Individual Assistance has closed this disaster. The Public Assistance program has 494 projects with obligated totals of \$85,936,361.

These programs, in addition to those led by the state partners contributing to this report, are helping to support the unmet needs of North Carolinians and local communities across the state.

State Funding Summary Tables

Tables below represent expenses and obligations of state appropriations from SL 2016-124, SL 2017-119, SL 2017-57, SL 2018-5, SL 2018-134, SL 2018-136, SL 2018-138, SL 2019-224 and SL 2019-250, SL. Amounts reported are as of December 31, 2023.

Table 1. State Appropriations Awarded by Agency for Hurricanes Matthew, Florence, Michael and Dorian

Agency	Appropriation	Total Spent to Date	Obligations	Remaining Balance	% Remaining Balance
Administrative Office of the Courts	\$ 1,000,000.00	\$ -		\$ 1,000,000.00	100%
Department of Agricultural Services	\$ 358,650,000.00	\$ 316,865,014.66	\$ 13,027,341.46	\$ 28,757,643.88	8%
Department of Commerce	\$ 10,005,230.00	\$ 6,605,554.81	\$ 3,399,675.19	\$ -	0%
Department of Environmental Quality	\$ 86,675,000.00	\$ 69,221,248.91	\$ -	\$ 17,453,751.09	20%
Department of Health and Human Services	\$ 12,000,000.00	\$ 9,750,775.10		\$ 2,249,224.90	19%
Department of Insurance	\$ 1,000,000.00	\$ 326,387.12	\$ -	\$ 673,612.88	67%
Department of Natural and Cultural Resources	\$ 5,000,000.00	\$ 1,860,214.20	\$ -	\$ 3,139,785.80	63%
Department of Public Instruction	\$ 93,200,000.00	\$ 91,129,113.00	\$ -	\$ 2,070,887.00	2%
Department of Public Safety	\$ 527,925,964.00	\$ 429,387,438.04	\$ 44,793,073.44	\$ 53,745,452.52	10%
Elizaeth City State University	\$ 5,200,000.00	\$ 4,372,287.17	\$ 267,355.52	\$ 560,357.31	11%
Golden Leaf	\$ 114,500,000.00	\$ 99,613,473.84	\$ 11,107,368.34	\$ 3,779,157.82	3%
Housing Finance Agency	\$ 30,000,000.00	\$ 28,637,871.40	\$ 450,128.60	\$ 912,000.00	3%
Lumberton Council of Governments	\$ 5,000,000.00	\$ 5,000,000.00	\$ -	\$ -	0%
NC Community Colleges	\$ 26,100,000.00	\$ 23,988,332.51	\$ 1,630,821.22	\$ 480,846.27	2%
Office of State Budget and Management	\$ 46,138,000.00	\$ 35,951,755.36	\$ 10,086,244.03	\$ 100,000.61	0%
University of North Carolina	\$ 40,375,501.00	\$ 37,484,124.85	\$ -	\$ 2,891,376.15	7%
Wildlife Resource Commission	\$ 1,550,000.00	\$ 1,499,949.70		\$ 50,050.30	3%
Totals	\$ 1,364,319,695.00	\$ 1,161,693,540.67	\$ 84,762,007.80	\$ 117,864,146.53	9%

Table 2. State Appropriations Awarded by Program for Hurricanes Matthew, Florence, Michael, Dorian, Multiple & Non-Disaster

PROGRAM	Allocation or Appropriation	Total Spent to Date	Obligations	Remaining Balance	Remaining
ADMINISTRATION	\$ 2,000,000.00	\$ 1,350,908.29	\$ 649,091.71	\$ -	0%
AGRICULTURAL	\$ 358,650,000.00	\$ 316,865,014.66	\$ 13,027,341.46	\$ 28,757,643.88	8%
ECONOMIC DEVELOPMENT	\$ 10,005,230.00	\$ 6,577,649.57	\$ -	\$ 3,427,580.43	34%
EDUCATION	\$ 164,875,501.00	\$ 156,973,857.53	\$ 1,898,176.74	\$ 6,003,466.73	4%
ENVIRONMENTAL	\$ 79,625,000.00	\$ 61,477,934.68	\$ -	\$ 18,147,065.32	23%
GRANTS	\$ 98,888,000.00	\$ 86,706,876.30	\$ 11,566,139.50	\$ 614,984.20	1%
HOUSING PROGRAMS & ASSISTANC	\$ 147,626,776.00	\$ 97,792,939.41	\$ 1,107,378.60	\$ 48,726,457.99	33%
LOCAL GOVERNMENT INFRASTRUCT	\$ 82,000,000.00	\$ 70,628,965.66	\$ 8,924,290.86	\$ 2,446,743.48	3%
MATCH	\$ 353,763,964.00	\$ 307,510,052.88	\$ 43,360,121.24	\$ 2,893,789.88	1%
RISK	\$ 54,885,224.00	\$ 46,058,566.59	\$ 4,229,467.69	\$ 4,597,189.72	8%
HEALTH AND HUMAN SERVICES	\$ 12,000,000.00	\$ 9,750,775.10	\$ -	\$ 2,249,224.90	19%
Totals	\$ 1,364,319,695.00	\$ 1,161,693,540.67	\$ 84,762,007.80	\$ 117,864,146.53	9%

Table 3. State Appropriations Awarded by Agency for Hurricane Matthew Only

Agency	Allocation or Appropriation	Total Spent to Date	Obligations	Remaining Balance	Remaining
Department of Agricultural Services	\$ 58,084,691.00	\$ 49,715,788.99	\$ 6,495,698.90	\$ 1,873,203.11	3%
Department of Commerce	\$ 10,005,230.00	\$ 6,605,554.81	\$ 3,399,675.19	\$ -	0%
Department of Environmental Quality	\$ 13,600,000.00	\$ 10,746,624.13	\$ -	\$ 2,853,375.87	21%
Department of Insurance	\$ 69,523.00	\$ 69,523.00	\$ -	\$ -	0%
Department of Public Safety	\$ 203,575,888.00	\$ 139,898,168.47	\$ 34,699,176.39	\$ 28,978,543.14	14%
Golden Leaf	\$ 65,000,000.00	\$ 59,396,680.68	\$ 5,603,319.32	\$ (0.00)	0%
Housing Finance Agency	\$ 20,000,000.00	\$ 18,976,409.40	\$ 1,023,590.60	\$ 0.00	0%
Lumberton Council of Governments	\$ 5,000,000.00	\$ 5,000,000.00	\$ -	\$ -	0%
NC Community Colleges	\$ 2,700,000.00	\$ 2,699,829.73		\$ 170.27	0%
Office of State Budget and Management	\$ 10,700,000.00	\$ 10,656,250.00	\$ 43,750.00	\$ -	0%
Totals	\$ 388,735,332.00	\$ 303,764,829.21	\$ 51,265,210.40	\$ 33,705,292.39	9%

Table 4. State Appropriations Awarded by Agency for Hurricane Florence Only

Agency	Allocation or Appropriation	Total Spent to Date	Obligations	Remaining Balance	Balance
Administrative Office of the Courts	\$ 1,000,000.00	\$ -		\$ 1,000,000.00	100%
Department of Agricultural Services	\$ 300,700,000.00	\$ 267,210,443.20	\$ 6,605,116.03	\$ 26,884,440.77	9%
Department of Environmental Quality	\$ 55,425,000.00	\$ 50,933,116.78	\$ -	\$ 4,491,883.22	8%
Department of Health and Human Services	\$ 12,000,000.00	\$ 9,750,775.10		\$ 2,249,224.90	19%
Department of Insurance	\$ 930,477.00	\$ 256,864.12	\$ -	\$ 673,612.88	72%
Department of Natural and Cultural Resources	\$ 5,000,000.00	\$ 1,860,214.20	\$ -	\$ 3,139,785.80	63%
Department of Public Instruction	\$ 91,500,000.00	\$ 89,429,113.00		\$ 2,070,887.00	2%
Department of Public Safety	\$ 284,794,170.00	\$ 256,141,498.48	\$ 3,578,052.14	\$ 25,074,619.38	9%
Golden Leaf	\$ 49,500,000.00	\$ 40,138,089.51	\$ 5,582,752.67	\$ 3,779,157.82	8%
Housing Finance Agency	\$ 10,000,000.00	\$ 9,088,000.00		\$ 912,000.00	9%
NC Community Colleges	\$ 23,400,000.00	\$ 21,288,502.78	\$ 1,630,821.22	\$ 480,676.00	2%
Office of State Budget and Management	\$ 27,888,000.00	\$ 23,795,823.44	\$ 3,992,175.95	\$ 100,000.61	0%
University of North Carolina	\$ 40,375,501.00	\$ 37,484,124.85	\$ -	\$ 2,891,376.15	7%
Wildlife Resource Commission	\$ 1,050,000.00	\$ 1,000,000.00		\$ 50,000.00	5%
Totals	\$ 903,563,148.00	\$ 808,376,565.46	\$ 21,388,918.01	\$ 73,797,664.53	8%

Table 5. State Appropriations Awarded by Agency for Tropical Storm Michael Only

Agency	Allocation or Appropriation	Total Spent to Date	Obligations	Remaining Balance	Balance
Department of Public Safety	\$ 4,176,245.00	\$ 2,595,380.33	\$ 1,580,864.67	\$ -	0%
Totals	\$ 4,176,245.00	\$ 2,595,380.33	\$ 1,580,864.67	\$ -	0%

Table 6. State Appropriations Awarded by Agency for Hurricane Dorian Only

Agency	Allocation or Appropriation	Total Spent to Date	Obligations	Remaining Balance	Balance
Department of Public Safety	\$ 25,579,661.00	\$ 22,087,508.90	\$ 3,387,012.10	\$ 105,140.00	0%
Office of State Budget and Management	\$ 1,800,000.00	\$ 100,000.00	\$ 1,700,000.00	\$ -	0%
Department of Public Instruction	\$ 1,700,000.00	\$ 1,700,000.00	\$ -	\$ -	0%
Elizabeth City State University	\$ 5,200,000.00	\$ 4,372,287.17	\$ 267,355.52	\$ 694,848.66	13%
Totals	\$ 34,279,661.00	\$ 28,259,796.07	\$ 5,354,367.62	\$ 799,988.66	2%

Table 7. State Appropriations Awarded by Agency for Multiple Storms

Agency	Allocation or Appropriation	Total Spent to Date	Obligations	Remaining Balance	Balance
Department of Environmental Quality	\$ 17,650,000.00	\$ 4,725,868.00	\$ -	\$ 12,924,132.00	73%
Office of State Budget and Management	\$ 5,750,000.00	\$ 750,000.00	\$ 5,000,000.00	\$ -	0%
Totals	\$ 23,400,000.00	\$ 5,475,868.00	\$ 5,000,000.00	\$ 12,924,132.00	55%

Table 8. State Appropriations Awarded by Agency for Non-Disasters

Agency	Allocation or Appropriation	Total Spent to Date	Obligations	Remaining Balance	Balance
Department of Public Safety	\$ 9,800,000.00	\$ 8,252,031.86	\$ 1,547,968.14	\$ (0.00)	0%
Wildlife Resource Commission	\$ 500,000.00	\$ 499,949.70		\$ 50.30	0%
Totals	\$ 10,300,000.00	\$ 8,751,981.56	\$ 1,547,968.14	\$ 50.30	0%

Department of Public Safety

Federal Programs

1. Individual Assistance

The mission of FEMA's Individual Assistance Program is to provide rapid help to individual disaster survivors with uninsured costs during a disaster response and immediate recovery. Individual Assistance can include providing temporary housing, lodging expenses, basic household expenses, and home repairs. In some cases, if the threshold for a federal IA disaster declaration is not met or there is an additional need for assistance, a state-funded Individual Assistance Program will provide and/or supplement federal assistance. State-funded Individual Assistance was administered by NC Emergency Management for several recent disasters.

Responsible Department and Agency

Department of Public Safety, NC Division of Emergency Management

Summary of Activities (October - December 2023)

Hurricane Florence: - At the end of this reporting period, in total, 139,814 North Carolinians received Individual Assistance, with over \$157,694,724.02 in funds disbursed for housing and other needs assistance. Public Assistance has worked with local partners to develop 2,687 projects with obligated totals of \$1,023,163,301.

Hurricane Dorian: Making landfall on September 1, 2019, this storm resulted in significant damage to public buildings, infrastructure, businesses, and housing in a limited number of communities. In response, the state executed a state-funded Individual Assistance program in addition to the federally declared Public Assistance Program. \$970,758.71 has been expended in state Individual Assistance funds to assist local communities with 81 displaced households. These households have moved forward in their housing and are covered through LTRG, and IA. Individual Assistance has closed this disaster. The Public Assistance program has 494 projects with obligated totals of \$85,936,361.

1. Public Assistance

Hurricane Matthew DR-4285: The mission of FEMA's Public Assistance Program is to aid state, territorial, Indian tribal, and local governments, and certain types of private non-profit (PNP)

organizations so communities can quickly respond to and recover from major disasters or emergencies declared by the President. Through the PA Program, FEMA provides supplemental, federal disaster grant assistance for debris removal, emergency protective measures, and the restoration of disaster-damaged, publicly owned facilities and the facilities of certain PNP organizations. FEMA will provide a reimbursement grant of at least 75% of eligible costs, with the state and local governments sharing the remaining 25%. The performance metrics report on state match expenditures.

Responsible Department and Agency

Department of Public Safety, NC Division of Emergency Management

Performance Metrics

- a. Average number of days from payment request to fund distribution: 41
- b. Amount of disaster recovery funds obligated: \$412,564,825.
- c. Amount of disaster recovery funds disbursed: \$319,883,678.
- d. Amount spent on State Match on behalf of recipients by program: \$64,695,368.

Recent Activities (Oct-Dec 2023)

During this quarter, 0 project was obligated. Of the 516 large projects, there are 39 open projects and 13 projects pending closeout. Large Project Final Inspections and closeouts continue.

Contact

Joe Stanton, Assistant Director-Recovery Chief, 919-825-2349, Joe.stanton@ncdps.gov

Hurricane Florence DR-4393: The mission of FEMA's Public Assistance Program is to aid state, territorial, Indian tribal, and local governments, and certain types of private non-profit (PNP) organizations so communities can quickly respond to and recover from major disasters or emergencies declared by the President. Through the PA Program, FEMA provides supplemental, federal disaster grant assistance for debris removal, emergency protective measures, and the restoration of disaster-damaged, publicly owned facilities and the facilities of certain PNP organizations.

Responsible Department and Agency

Department of Public Safety, NC Division of Emergency Management

Performance Metrics

- a. Average number of days from payment request to fund distribution: 55.
- b. Amount of disaster recovery funds obligated: \$1,023,163,301.
- c. Amount of disaster recovery funds disbursed: \$672,081,990.
- d. Amount spent on State Match on behalf of recipients by program: \$198,670,434.

Recent Activities (Oct-Dec 2023)

During this quarter, 1 project were obligated. Of the 1,034 large projects, there are 249 open projects and 100 project pending closeout. Large projects final Inspections and closeouts continue.

Contact

Joe Stanton, Assistant Director-Recovery Chief, 919-825-2349, Joe.stanton@ncdps.gov

Tropical Storm Michael DR-4412: The mission of FEMA's Public Assistance Program is to aid state, territorial, Indian tribal, and local governments, and certain types of private non-profit (PNP) organizations so communities can quickly respond to and recover from major disasters or emergencies declared by the President. Through the PA Program, FEMA provides supplemental, federal disaster grant assistance for debris removal, emergency protective measures, and the restoration of disaster-damaged, publicly owned facilities and the facilities of certain PNP organizations.

Responsible Department and Agency

Department of Public Safety, NC Division of Emergency Management

Performance Metrics

- a. Average payment request to fund distribution: 49.
- b. Amount of disaster recovery funds obligated: \$27,276,481.
- c. Amount of disaster recovery funds disbursed: \$22,598,212.
- d. Amount spent on State Match on behalf of recipients by program: \$6,184,074.

Recent Activities (Oct-Dec 2023)

During this quarter, 0 projects were obligated. Of the 84 large projects, there are 2 open projects and 4 projects pending closeout. Large project final inspections and closeouts continue.

Contact

Joe Stanton, Assistant Director-Recovery Chief, 919-825-2349, Joe.stanton@ncdps.gov

Hurricane Dorian DR-4465: The mission of FEMA's Public Assistance Program is to aid state, territorial, Indian tribal, and local governments, and certain types of private non-profit (PNP) organizations so communities can quickly respond to and recover from major disasters or emergencies declared by the President. Through the PA Program, FEMA provides supplemental, federal disaster grant assistance for debris removal, emergency

protective measures, and the restoration of disaster-damaged, publicly owned facilities and the facilities of certain PNP organizations.

Responsible Department and Agency

Department of Public Safety, NC Division of Emergency Management

Performance Metrics

- a. Average payment request to fund distribution: 50.
- b. Amount of disaster recovery funds obligated: \$85,936,361.
- c. Amount of disaster recovery funds disbursed: \$65,958,762.
- d. Amount spent on State Match on behalf of recipients by program: \$19,977,598.

Recent Activities (Oct-Dec 2023)

During this quarter, 0 projects were obligated. Of the 192 large projects, there are 43 open projects and 40 projects pending closeout. Large Project Final Inspections and closeouts continue.

Contact

Joe Stanton, Assistant Director-Recovery Chief, 919-825-2349, Joe.stanton@ncdps.gov

2. Hazard Mitigation

Hurricane Matthew DR-4285, Hurricane Florence DR-4393, Tropical Storm Michael DR-4412, Hurricane Dorian DR-4465, **COVID-19 DR-4487**; Winter Storms 2020 DR-4543, Hurricane Isaias DR-4568, Tropical Storm Eta DR-4588; **TS Fred DR 4617**

The mission of FEMA's Hazard Mitigation Grant Program is assisting North Carolinians, communities, state agencies, local governments and businesses to become less vulnerable to the impacts of natural hazards through the effective administration of hazard mitigation grants, floodplain management, and a coordinated approach to mitigation policy through state, regional and local planning activities. Through the Hazard Mitigation Grant Program, FEMA provides federal disaster grant assistance for eligible mitigation projects related to residential structures and publicly owned facilities. The State has received 200 project awards of 262 project submissions to FEMA under all disaster listed above. There were 16 withdrawn projects by the counties after all projects were submitted to FEMA for consideration prior to any being awarded. Since being awarded, another 11 projects have been withdrawn by the counties. The counties have opted to do the contracting to complete 93 of the 200 projects awarded and the State is responsible for completing the remaining 96 projects under the State Centric Model. There are still 46 projects pending FEMA review and approval for DR-4465, DR-4487, DR-4543, DR-4568, DR-4588 and DR-4617. There are 54 projects completed between the combined efforts of the State and counties. The State does not have any OPEN disasters at present.

Responsible Department and Agency

Department of Public Safety, NC Division of Emergency Management

Recent Activities for Current Reporting Period (October – December 2023)

Currently NCEM HM has no pending RFIs for any disaster projects submitted to FEMA for consideration. Received additional awards for projects that have cleared the RFI process, increasing our state's number of awarded projects for both DR-4393, DR-4412, DR-4465, DR-4543, DR-4568 and DR-4588. The Section continues to work on completing projects in all current disasters with 24 projects already programmatically closed by FEMA and another 15 waiting for FEMA's programmatic closure.

Performance Metrics

- Average Time for Project Delivery by Program
 - Average number of days from application to fund distribution: Average of 22 Months
 - Average number of days from fund distribution to project commencement: This benchmark is contingent upon the amount of time it takes for communities to get contracts in place – Average 90-120 Days. For the State Centric work, average is 60 days from project posted for bid to commencement of work.
 - Average number of days from project commencement to project completion for non-State Centric projects (performed by communities): 1,460 Days. The Grant Period of Performance is set at 36 months post application.
 - **Average number of days from project commencement to project completion for State Centric projects is 215 days. No change to Grant Period of Performance.**
- Amount and % spent/obligated on administrative activities by Program. Management Costs to Date Allocated/Spent - \$11,686,942/\$9,615,040 (82.3%)
- Amount and % spent/obligated on behalf of recipients by Program. Project Costs awarded to Date/Spent – \$196,206,627/\$49,249,260 (25.1%) This is a 4% increase from last quarter, due to multiple projects working across the State under the State Centric Model and contractors completing work and being paid.
- **Contact**
Steve McGugan, Assistant Director-Hazard Mitigation, 919-873-5843,
steve.mcgugan@ncdps.gov

State Programs

1. State Match for Federal Assistance Programs

SL 2016-124; Section 4.1 (4)

The purpose of this program is to provide funds to state agencies from the State Emergency and Disaster Relief Fund (SERDF) related to Hurricane Matthew for the required state match for various federal programs that administer disaster recovery assistance programs.

Responsible Department and Agency

Department of Public Safety

Funding Allocation Update

Appropriated	\$66,228,370.00
Expended	\$58,119,147.00
Obligated	\$ 8,109,223.00
Unobligated Balance	\$.00

Summary of Activities

State match funds requested from the SERDF by state agencies were transferred to the appropriate agency to facilitate continued funding for administration of federal disaster recovery programs.

Performance Metrics

N/A

Recent Activities for Current Reporting Period (Oct-Dec 2023)

Funds were transferred to the Department of Public Safety (DPS) and to be administered by DPS in January per S.L. 2021-180, Section 5.9. (a). No Activity for the Quarter.

Contact

Matt Kemnitz, Assistant Director of Administration, NCEM (919) 817-2511

2. Emergency Sheltering and Short-Term Housing Needs

SL 2016-124, Subsection 4.1(2)

Funds provided to support emergency sheltering and short-term housing needs supported the state-funded Transitional Sheltering Assistance (TSA) program, which housed families in hotels until they could identify a permanent housing solution. These funds also supported the

state's Disaster Rental Assistance Program (DRAP). In total, \$9,000,000 was allocated for these programs and \$8,636,370 has been spent.

Responsible Department and Agency

Department of Public Safety, Division of Emergency Management

Funding Allocation Update

Appropriated	\$ 9,000,000
Expended	\$ 6,496,363
Obligated	<u>\$ 0</u>
Unobligated Balance	\$2,503,637

Performance Metrics

- a. Average Time for Project Delivery by Program – This program was launched prior to December 1, 2019, prior to the reporting requirement.
- b. Amount and % Spent/Obligated on Administrative Activities by Program - \$0 and 0% of this appropriation. Staff costs are covered by appropriations for current operations.
- c. Amount and % Spent/Obligated on Behalf of Recipients by Program - \$6,496,363 (72%)

Recent Activities (Oct-Dec 2023)

No Activity for the Quarter.

Contact

Todd Wright, Assistant Director-Recovery Chief, 919-215-1672, Todd.Wright@ncdps.gov

3. State Acquisition Relocation Fund (SARF)

SL 2016-125 and Subsection 4.1(4), SL 2018-5 and Subsection 5.6(b)(5), SL 2019-224, Subsection 2.1(4)

This funding supports the State Assistance and Relocation Fund (SARF) reimbursement payments for 472 Hurricane Matthew and 172 Hurricane Florence Expedited home acquisitions and provides gap payments to those families for them to move into housing equal to their old home and not located in the flood plain.

Responsible Department and Agency

Department of Public Safety, Division of Emergency Management

Funding Allocation Update

	SL 2016-125	SL 2018-5	SL 2019-224
Appropriated	\$ 11,132,000.00	\$ 17,424,000.00	\$ 8,000,000.00
Expended	\$ 982,379.00	\$ 3,614,812.00	\$ 550,000.00
Obligated	\$ 0.00	\$ 0.00	\$ 0.00
Unobligated Balance	\$ 10,149,621.00	\$ 13,809,188.00	\$ 7,450,000.00 *

Performance Metrics

- a. Average Time for Project Delivery by Program – NA
 - i. Average number of days from application to fund distribution - 30.
 - ii. Average number of days from fund distribution to project commencement – NA
 - iii. Average number of days from project commencement to project completion - NA
- b. Amount and % spent/obligated on administrative activities by Program to Date – 12% to Admin activities.
- c. Amount and % spent/obligated on behalf of recipients by Program – 88% paid to recipients.

4. Recent Activities for Current Reporting Period (October-December 2023)

9 reimbursement requests received in this quarter.

***The \$7,450,000.00 funds transferred to NCORR.**

Contact

Steve McGugan, NCEM, steve.mcgugan@ncdps.gov

5. State Match for Federal Assistance Programs

SL 2017-119; Section 1 (5)

The purpose of this program is to provide funds to state agencies from the State Emergency and Disaster Relief Fund (SERDF) related to Hurricane Matthew for the required state match for various federal programs that administer disaster recovery assistance programs.

Responsible Department and Agency

Department of Public Safety

Funding Allocation Update

Appropriated	\$22,300,000.00
Expended	\$20,013,978.00
Obligated	\$ 2,286,022.00
Unobligated Balance	\$.00

Summary of Activities

State match funds requested from the SERDF by state agencies were transferred to the appropriate agency to facilitate continued funding for administration of federal disaster recovery programs.

Performance Metrics

N/A

Recent Activities for Current Reporting Period (October-December 2023)

Funds were transferred for the State Match portion for Hurricane Matthew

Contact

Matt Kemnitz, Assistant Director of Administration, NCEM (919) 817-2511

6. State Match for Federal Assistance Programs

SL 2018-5; Section 5.6(b)(1)

The purpose of this program is to provide funds to state agencies from the State Emergency and Disaster Relief Fund (SERDF) related to Hurricane Matthew for the required state match for various federal programs that administer disaster recovery assistance programs.

Responsible Department and Agency

Department of Public Safety

Funding Allocation Update

Appropriated	\$14,500,000.00
Expended	\$ 12,474,059.81
Obligated	<u>\$ 2,025,940.19</u>
Unobligated Balance	\$.00

Summary of Activities

N/A

Performance Metrics

N/A

Recent Activities for Current Reporting Period (October-December 2023)

Funds were transferred for the State portion for Hurricane Matthew

Contact

Matt Kemnitz, Assistant Director of Administration, NCEM (919) 817-2511

7. Volunteer Organizations Assisting with Disasters (VOAD)

SL 2018-136, Subsection 61(29)

The grant was awarded to six organizations in September 2019. Allocations for this program total \$2,000,000. All funds have been obligated. The maximum that could be awarded to any single VOAD is \$500,000.

Responsible Department and Agency

Department of Public Safety, Division of Emergency Management

Funding Allocation Update

Appropriated	\$	2,000,000.00
Expended	\$	1,752,539.00
Obligated	\$	<u>247,461.00</u>
Unobligated Balance	\$	0

Performance Metrics

- a. Average Time for Project Delivery by Program – This program was launched prior to December 1, 2019, prior to the reporting requirement.
- b. Amount and % Spent/Obligated on Administrative Activities by Program - \$0 and 0% of this appropriation. Staff costs are covered by receipts and appropriations for current operations.
- a. Amount and % Spent/Obligated on Behalf of Recipients by the Program - \$2,000,000.00 expended (100%) / \$2,000,000 obligated (100%)

Recent Activities for Current Reporting Period (October – December 2023)

Staff have completed the final site visits for all recipients and are in the process of collecting and reviewing closeout documentation.

Contact

Matt Kemnitz, Assistant Director of Administration, NCEM (919) 817-2511

8. Local Government Assistance

SL 2018-136, Subsection 6.1(25); SL 2019-138, Subsection 1.5(1)

A total of 17 communities have received funds, ranging from \$200,000 to \$1,000,000. Allocations for the grant program total \$8,000,000 of which \$8,000,000 have been expended.

For the state's Loan Program, SL 2018-138, Subsection 1.5(1), 14 communities have participated and received requested loan amounts, ranging from \$24,909 to \$2,000,000. Allocations for this program total \$20,000,000, of which \$20,000,000 has been expended. A total of \$1,000,000 in loan repayments have been received this fiscal year.

Responsible Department and Agency

Department of Public Safety, NC Office of Recovery and Resiliency

Funding Allocation Update

Grants

Appropriated	\$ 8,000,000
Expended	\$ 8,000,000
Obligated	\$ 0
Unobligated Balance	\$ 0

Loans

Appropriated	\$ 20,000,000
Expended	\$ 20,000,000
Obligated	\$ 0
Unobligated Balance	\$ 0

Performance Metrics

- a. Average Time for Project Delivery by Program
 - o Average number of days from application to fund distribution: **30-45 days** for the grants program. Loans are based on actual project expenditures.
 - o Average number of days from fund distribution to project commencement - Not applicable. Grants and Loans are awarded for a broad range purpose with varying expenditure schedules.
 - o Average number of days from project commencement to project completion - Not applicable. Grants and Loans are awarded for a broad range purpose with varying expenditure schedules.
- b. Amount and % Spent/Obligated on Administrative Activities by Program. \$0 and 0% of this appropriation. Staff costs are covered by appropriations to NCORR for administrative functions.

- c. Amount and % Spent/Obligated on Behalf of Recipients by Program. For the Grant Program, \$8,000,000 had been obligated and expended (100%) / For the Loan Program \$20,000,000 had been obligated and expended (100%)

Recent Activities for Current Reporting Period (Oct-Dec 2023)

There was no activity for the quarter.

Contact

Mary Massey, Budget Director, NCORR

9. Stanly County Airport Training Facility Broadband Infrastructure

SL 2018-5, Subsection 5.6(b)(2)f

This project was completed following Hurricane Matthew. Fiber and end termination equipment installation is complete, and permits have been pulled and are posted to the construction site. Allocations for this program total \$100,000, all of which have been expended.

Responsible Department and Agency

Department of Public Safety, Division of Emergency Management

Funding Allocation Update

Appropriated	\$ 100,000
Expended	\$ 100,000
Obligated	<u>\$ 0</u>
Unobligated Balance	\$ 0

Performance Metrics

- a. Average Time for Project Delivery by Program - This program was launched prior to December 1, 2019, prior to the reporting requirement.
- b. Amount and % Spent/Obligated on Administrative Activities by Program. \$0 and 0% of this appropriation. Staff costs are covered by appropriations for current operations.
- c. Amount and % Spent/Obligated on Behalf of Recipients by Program. \$100,000 expended (100%).

Recent Activities for Current Reporting Period (Oct-Dec 2023)

Project is complete.

Contact

Greg Hauser, (919) 825-2262, Greg.Hauser@ncdps.gov

10. Resilient Redevelopment Planning

SL 2016-124, Subsection 4.1(3)

Allocations for this program total \$11,500,000, all of which have been expended for creation of resilient redevelopment plans for the 50 federally declared disaster counties impacted by Hurricane Matthew. The primary goals were to: 1) develop strategic plans and actions, and 2) define any unmet funding needs required to implement those actions after other funds are used. The resulting resilient redevelopment plans serve as the foundation for any supplemental funding received through Congress, the North Carolina General Assembly and other funding sources. These plans also provide the basis for the state's Recovery Action Plan required by the U.S. Department of Housing and Urban Development needed to spend funds allocated through the Community Development Block Grant – Disaster Relief program.

Responsible Department and Agency

Department of Public Safety, Division of Emergency Management

Funding Allocation Update

Appropriated	\$ 11,500,000
Expended	\$ 11,500,000
Obligated	\$ 0
Unobligated Balance	<hr/> \$ 0

Performance Metrics

- a. Average Time for Project Delivery by Program- This program was launched prior to December 1, 2019, prior to the reporting requirement.
- b. Amount and % Spent/Obligated on Administrative Activities by Program - This program was launched prior to December 1, 2019, prior to the reporting requirement.
- c. Amount and % Spent/Obligated on Behalf of Recipients by Program- This program was launched prior to December 1, 2019, prior to the reporting requirement.

Recent Activities for Current Reporting Period (Oct-Dec 2023)

Project is complete.

Contact

Chris Koltyk; 919-825-2310; Chris.Koltyk@ncdps.gov

11.211 Activities

SL 2018-5, Subsection 5.6(b)(2)b

In November 2019, the General Assembly appropriated \$250,000 in recurring funds to the United Way to provide ongoing 211 support to state recovery programs, S.L. 2019-250, Subsection 1.3(a)(1), all of which all have been expended.

Responsible Department and Agency

Department of Public Safety, Division of Emergency Management

Funding Allocation Update

Appropriated	\$ 250,000
Expended	\$ 250,000
Obligated	<u>\$ 0</u>
Unobligated Balance	\$ 0

Performance Metrics

- a. Average Time for Project Delivery by Program - This program was launched prior to December 1, 2019, prior to the reporting requirement.
- b. Amount and % Spent/Obligated on Administrative Activities by Program. \$250,000 expended (100%). This is an administrative function.
- c. Amount and % Spent/Obligated on Behalf of Recipients by Program. \$0 expended.

Recent Activities for Current Reporting Period (October-December 2023)

Project is complete.

Contact

Keith Acree, Public Information Officer, keith.acree@ncdps.gov

12. Flood Warning Systems, Inundation Zones and Dam Impact Assessments

SL 2018-5, Subsection 5.6(b)(2)c

Through this project, NCEM was able to: 1) install new radar and ultrasonic water level sensors; 2) develop flood inundation mapping libraries and building-level risk assessments; 3) perform dam breach analyses; and 4) conduct building and roadway risk assessments for intermediate and high hazard dams to improve situational awareness for first responders and emergency

managers during flood related weather events. All gauge data and flood inundation mapping libraries will be made available to the public through the North Carolina Flood Inundation Mapping and Alert Network (FIMAN) application (<https://fiman.nc.gov/>). Dam failure inundation boundaries and building and roadway risk assessment data will be available to first responders through the secure State Emergency Response Application (SERA - <https://sera.nc.gov/sera/>). Allocations for this program total \$2,835,224, all of which have been expended.

Responsible Department and Agency

Department of Public Safety, Division of Emergency Management

Funding Allocation Update

Appropriated	\$ 2,835,224
Expended	\$ 2,835,224
Obligated	\$ 0
Unobligated Balance	\$ 0

Summary of Activities

To date, the following activities have been completed:

1. Installed 25 new radar water level gauges.
2. Completed building level flood risk assessment for flood inundation libraries for the FIMAN application for 25 radar water level gauges.
3. Completed building level flood risk assessment for flood inundation libraries for the FIMAN application for 30 existing FIMAN water level gauges.
4. Completed building level flood risk assessment based on extended flood inundation libraries for the FIMAN application for 20 existing FIMAN water level gauges.
5. Completed dam breach analyses for 76 dams and dams and building level risk assessment for 154 dams.

Performance Metrics

- a. Average Time for Project Delivery by Program- This program was launched and completed prior to December 1, 2019, reporting requirement.
- b. Amount and % spent/obligated on administrative activities by program- This program was launched and completed prior to December 1, 2019, reporting requirement.
- c. Amount and % spent/obligated on behalf of recipients by program- This program was launched and completed prior to December 1, 2019, reporting requirement.

Recent Activities for Current Reporting Period (Oct-Dec 2023)

Project is complete.

Contact

Chris Koltyk; 919-825-2310; Chris.Koltyk@ncdps.gov

13. NC Search and Rescue Program

SL 2018-5, Subsection 5.6(b)(2)d

With these funds, the North Carolina Search and Rescue Program sustained the North Carolina Search and Rescue teams, trained specialized personnel, maintained specialized equipment, and exercised and maintained capabilities necessary to respond to the needs of North Carolinians.

Responsible Department and Agency

Department of Public Safety, Division of Emergency Management

Funding Allocation Update

Appropriated	\$ 2,300,000
Expended	\$ 2,291,474
Obligated	\$ 0
Unobligated Balance	<hr/> \$ 8,526

Summary of Activities

Since April 2019, 26 State Deployable Water Rescue teams have been issued inflatable rescue boats, motors and dry suits. We were able to outfit seven regional search and rescue task forces with wireless communications equipment, eight advanced night vision equipment, and two all-terrain forklifts with trailers. NCEM completed the Structures Specialist purchase outfitting all 15 disaster engineers with up-to-date personal protective equipment and the necessary personal equipment to prepare them for local and state response. In addition, two caches of engineering tools were created to support responders during a structure collapse. The funding period closed June 30, 2020, and no additional activity is anticipated on this funding.

Performance Metrics

- a. Average Time for Project Delivery by Program - This program was launched prior to December 1, 2019, prior to the reporting requirement.
- b. Amount and % Spent/Obligated on Administrative Activities by Program - This program was launched prior to December 1, 2019, prior to the reporting requirement.

- c. Amount and % Spent/Obligated on Behalf of Recipients by Program - This program was launched prior to December 1, 2019, prior to the reporting requirement.

Recent Activities for Current Reporting Period (October-December 2023)

All funding has been expended except for \$8,526 that was unable to be utilized.

Contact

Matt Kemnitz, Assistant Director of Administration, NCEM (919) 817-2511

14. NC Office of Recovery and Resiliency

SL 2018-136, Subsection 6.1(27)

Allocations for this program total \$2,000,000, of which \$1,350,928 has been expended and \$649,072 is obligated to cover the salary and operational costs for non-grant supported activities. NCORR performs certain limited activities that are not covered by federal grants, such as resilience work and state funding reporting requirements. The Resiliency Program works to build a stronger North Carolina, where communities, economies and ecosystems rebound, adapt and thrive amid changing conditions and challenges, including disasters and climate change.

Responsible Department and Agency

Department of Public Safety, NC Office of Recovery and Resiliency

Funding Allocation Update

Appropriated	\$ 2,000,000
Expended	\$ 1,350,928
Obligated	\$ 649,072
Unobligated Balance	<hr/> \$ 0.00

Summary of Activities

State-funded activities covered by these appropriations include the NCORR Resilience Team, program delivery of the Distressed Local Government Grant and Loan Program, state reporting activities, and assisting NCEM and other agencies with recovery coordination.

Performance Metrics

- a. Average Time for Project Delivery by Program – Not applicable, as this appropriation is not project based.

- b. Amount and % Spent/Obligated on Administrative Activities by Program.
\$1,350,928 has been expended.
- c. Amount and % Spent/Obligated on Behalf of Recipients by Program. \$649,072 obligated to program delivery costs for NCORR.

Recent Activities for Current Reporting Period (Oct-Dec 2023)

Cover the costs of staff engaged in supporting long-range resilience planning, the Resilient Communities Program and the coordination and staffing for the State Disaster Recovery Taskforce. Also, this funding covers the staff costs for tracking and monitoring the Distressed Local Government Grants and Loans program and required state reporting and coordination with other state agencies.

Contact

Jim Klingler, Finance Chief, NCORR (984) 833-5397

15. State Match and Other Support for Disaster Recovery

SL 2018-134, Subsection 4.1(2)

This program provides for the non-federal cost-share required for participation in federal Stafford Act Programs. Through June 30, 2019, the entire \$50,000,000 has been expended.

Responsible Department and Agency

Department of Public Safety

Funding Allocation Update

Appropriated	\$ 50,000,000
Expended	\$ 50,000,000
Obligated	\$ 0
Unobligated Balance	<hr/> \$ 0

Performance Metrics

- a. Average Time for Project Delivery by Program - This program was launched prior to December 1, 2019, prior to the reporting requirement.
- b. Amount and % Spent/Obligated on Administrative Activities by Program - This program was launched prior to December 1, 2019, prior to the reporting requirement.
- c. Amount and % Spent/Obligated on Behalf of Recipients by Program - This program was launched prior to December 1, 2019, prior to the reporting requirement.

Recent Activities for Current Reporting Period (Oct-Dec 2023)

Funds were fully expended prior to the reporting period.

Contact

Matt Kemnitz, Assistant Director of Administration, NCEM (919) 817-2511

16. State Match for Federal Assistance Programs

SL 2018-136, Subsection 6.1(3)

This program provides for the non-federal cost-share required for participation in federal Stafford Act Programs. A total of \$40,000,000 for Florence matching funds was appropriated. Through December 31, all \$40,000,000 has been expended.

Responsible Department and Agency

Department of Public Safety

Funding Allocation Update

Appropriated	\$ 40,000,000
Expended	\$ 40,000,000
Obligated	\$ 0
Unobligated Balance	<hr/> \$ 0

Performance Metrics

- a. Average Time for Project Delivery by Program- This program was launched prior to December 1, 2019, prior to the reporting requirement.
- b. Amount and % Spent/Obligated on Administrative Activities by Program- This program was launched prior to December 1, 2019, prior to the reporting requirement.
- c. Amount and % Spent/Obligated on Behalf of Recipients by Program- This program was launched prior to December 1, 2019, prior to the reporting requirement.

Recent Activities for Current Reporting Period (Oct-Dec 2023)

Funds were fully expended prior to the reporting period.

Contact

Matt Kemnitz, Assistant Director of Administration, NCEM (919) 817-2511

17. NCORR Buyouts and SARF

SL 2019-224, Subsection 2.1(4)

This appropriation provides supplemental funding to support two programs, the Buyout Program in the NC Office of Recovery and Resiliency (NCORR) and the Hazard Mitigation Grant Program (HMGP) in the Division of Emergency Management (NCEM). NCORR will use its portion to expand the buyouts to homeowners who would not otherwise qualify for the Community Development Block Grant – Disaster Recovery (CDBG-DR) program. NCORR initiated a phased intake for the CDBG-DR supported Buyout Program and will soon program these funds to augment the CDBG-DR program. NCEM’s portion will be used to provide gap assistance to homeowners who accepted an accelerated buyout for Hurricane Florence through HMGP and the State Acquisition and Relocation Fund (SARF).

Responsible Department and Agency

Department of Public Safety, NC Office of Recovery and Resiliency and Division of Emergency Management

Funding Allocation Update

Appropriated	\$ 5,000,000
Expended	\$
Obligated	\$
Unobligated Balance	\$ 5,000,000

Performance Metrics

NCORR State-funded Buyouts

- a. Average Time for Project Delivery by Program – NCORR recently launched the CDBG-DR Buyout Program on January 26, 2020. NCORR will program the state funds as the federally funded program is at full production.
- b. Amount and % spent/obligated on administrative activities by Program. Nothing to report.
- c. Amount and % spent/obligated on behalf of recipients by Program. Nothing to report.

NCEM Florence-Accelerated SARF

- a. Average Time for Project Delivery by Program – 388 days. The agency has implemented an accelerated SARF program for Hurricane Florence Expedited Acquisitions.
- b. Amount and % Spent/Obligated on Administrative Activities by Program – N/A
- c. Amount and % Spent/Obligated on Behalf of Recipients by Program – 00%/\$0.00.

Recent Activities for Current Reporting Period (Oct-Dec 2023)

The NCORR program is still in the early stages of opening Disaster Risk Reduction Areas and inviting homeowners to apply. As applications are received for households that are otherwise ineligible for CDBG-DR or CDBG-MIT assistance, NCORR can use these funds to assist with a property buyout. No Activity for the Quarter.

Contact

Jim Klingler Finance Chief, NCORR (984) 833-5397
Steve McGugan, Assistant Director for Hazard Mitigation, NCEM,
steve.mcgugan@ncdps.gov

18. NCORR Loans and Grants

SL 2019-224, Subsection 2.1(4)

This program expands the NC Office of Recovery and Resiliency's (NCORR) Distressed Local Government Grant and Loan Programs. Grants assist local governments in Hurricane Florence declared communities with funding general governmental operations and building recovery capacity. Loans assist local governments with cash-flow expenses that are reimbursable by the federal government. Loans are repaid by the federal reimbursement.

Responsible Department and Agency

Department of Public Safety, NC Office of Recovery and Resiliency

Funding Allocation Update

Appropriated	\$ 9,000,000
Expended	\$ 8,941,734
Obligated	\$
Unobligated Balance	\$ 58,266

Performance Metrics

- a. Average Time for Project Delivery by Program
 - o Average number of days from application to fund distribution **30-45 days**.
 - o Average number of days from fund distribution to project commencement - Not applicable. Grants and Loans are awarded for a broad range purpose with varying expenditure schedules.

- o Average number of days from project commencement to project completion - Not applicable. Grants and Loans are awarded for a broad range purpose with varying expenditure schedules.
- b. Amount and % Spent/Obligated on Administrative Activities by Program. - \$0 and 0% of this appropriation. Staff costs are covered by appropriations to NCORR for administrative functions.
- c. Amount and % Spent/Obligated on Behalf of Recipients by Program. \$8,941,734 had been expended (99%) / \$58,266 (1%) is currently unobligated.

Recent Activities for Current Reporting Period (Oct-Dec 2023)

Per SL 2023-136, \$4,203.00 was recaptured and transferred to the State Emergency Response and Disaster Relief Fund

Contact Mary Massey, Budget Director, NCORR

19. NCEM-VOAD Disaster Recovery

SL 2019-224, Subsection 2.1(7)

The NC VOAD Disaster Recovery Grant program provides financial assistance to volunteer non-profit organizations that provide shelters, housing repairs, and other emergency and disaster recovery services to disaster survivors adversely affected by Hurricane Florence. The program is open to 501(c)(3) nonprofit organizations which provide direct services to disaster survivors in North Carolina. The program has a maximum grant award of \$300,000, requires no matching funds, and may be provided in either a reimbursement or installment basis.

Responsible Department and Agency

Department of Public Safety, Division of Emergency Management

Funding Allocation Update (2D26-F224)

Appropriated	\$ 1,000,000
Expended	\$ 1,000,000
Obligated	\$
Unobligated Balance	<hr/> \$ 0

- a. Thirty applications received requesting NC VOAD funding; seven nonprofit Volunteer Organizations Assisting in Disasters awarded funds totaling \$1,000,000.

- b. Budget modifications and scope of work adjustments submitted and reviewed for each applicant.

Performance Metrics

- a. Average Time for Project Delivery by Program - Nothing to report at this time.
- b. Amount and % Spent/Obligated on Administrative Activities by Program – \$0 and 0% of this appropriation. Staff costs are covered by receipts and appropriations for current operations.
- c. Amount and % Spent/Obligated on Behalf of Recipients by Program - \$1,000,000 expended (100%)

Recent Activities for Current Reporting Period (October-December 2023)

Staff are scheduling final site visits for all recipients. Once completed, they will begin review and closeout processes. Funds have been expended.

Contact Matt Kemnitz, Assistant Director of Administration, NCEM (919) 817-2511

20. Purchase and install river gauges to improve flood mapping and real-time flooding information.

SL 2019-224 House Bill 200; Subsection II.2.1(7)c

\$2 million allocated to Department of Public Safety, Division of Emergency Management, Purchase and install river gauges to improve flood mapping and real-time flooding information, established in Section 2.1 of SL 2019-224 Senate Bill 429. This project will (1) install river gauges and develop flood inundation libraries and risk assessments for 71 sites for incorporation into the Flood Inundation Mapping and Alert Network (FIMAN) and (2) purchase water level, rainfall gauge and radio equipment to modernize and update equipment at 34 water level, 43 rainfall and 2 radio existing gauge system locations.

Responsible Department and Agency

North Carolina Department of Public Safety, Division of Emergency Management

Funding Allocation Update

	Total	SL here
Appropriated	\$2,000,000	
Expended	\$1,816,453	

Obligated	\$ 183,547
Unobligated Balance	-0-

Summary of Activities

1. Task 1 - Purchase and install river gauges and develop flood inundation libraries and risk assessments for 71 sites for incorporation into FIMAN
 - a. NCGS site surveys complete.
 - b. Data loggers, GOES Satellite Transmitters, Radar sensor and cables, Batteries, solar charge controllers, antennas, cell modems, solar panels, GPS antennas, GOES Antennas and cables and locks received by NCEM – Task Complete
 - c. Fathom coastal and riverine risk data – data received – Task Complete
 - d. FIMAN library and gauge survey – All FIMAN libraries approved. Gauge surveys complete.
 - e. FIMAN Risk Databases – All 71 libraries loaded into FIMAN – Task complete.
 - f. Delivery order for gauge mount design drawing to streamline NCDOT encroachment agreements – Task Complete
 - g. IFB for Gauge installation – approved in DocuSign – IFB closed on 8/31/2021. Bid accepted and awarded to contractor. All gauges installed on 5/30/2022 – Task Complete
2. Task 2 - Purchase water level, rainfall gauge and radio equipment to modernize and update equipment at 34 water level, 43 rainfall and 2 radio existing gauge system locations
 - a. Radar sensor and cables, Batteries, AL200 data loggers, Solar Panels, LoggerNet Datalogger Support Software, Maxon Radios and Pressure transducer calibrator – Received.
 - b. TimeWave radio repeater – Grandmother Mountain equipment installed.
 - c. TimeWave radios/cell modem for Joanna Bald and Cowee – Equipment installation complete
 - d. Cell Modems and CR300 Data Logger Purchases – Cell modems in eProcurement. Data logger upgrade purchase being entered into eProcurement.
 - e. Sutron – New computer installed. Training complete.
 - f. Additional equipment for gauge upgrades - CR300 Data Logger, Modem, Radar Sensor, Battery and Solar Panel Purchases – All equipment received.
 - g. Finalized IFB to perform equipment upgrades at NCEM gauge sites. Contract awarded 12/19/2022. 12 of 29 sites upgraded. Purchasing additional equipment and parts needed for upgrades.
 - h. New rainfall gauge upgrade equipment installed at 34 of 34 sites.
 - i. Remaining funds will be used to purchase annual cell service plans, spare equipment, and Cane River gauge upgrade.

Performance Metrics

1. Task 1
 - a. NCEM Gauge Site Visits Completed 71 of 71 – 3/2020
 - b. NCGS Site Surveys Completed 71 of 71 – 8/25/2020.
 - c. Radar gauge equipment purchases – 71 of 71
 - d. Radar gauge equipment received – 71 of 71

- e. Gauge Bridge Mount Design Contracted – 16 of 16 – Contracted 9/30/2020.
 - f. Gauge Bridge Mount Design Received – 16 of 16 – 5/19/2021.
 - g. Draft IFB Routed to DPS Purchasing for Review – 6/12/2020.
 - h. Draft IFB Issued – 71 of 71 – Closed and awarded 8/31/2021.
 - i. Radar Gauges Installed – 71 of 71 - 5/30/2022.
 - j. ESP FIMAN Library and Gauge Survey RFDO signed in eProcurement – 7/14/2020.
 - k. FIMAN Gauge Survey – 71 of 71 – 7/19/2022
 - l. FIMAN Libraries – 71 of 71 – 7/22/2022
 - m. FIMAN Risk Database – 71 of 71
 - n. FIMAN Risk Database Loaded into FIMAN – 71 of 71 – 8/30/2022.
2. Task 2
- a. Water Level and Radio Upgrade Equipment entered in eProcurement – 29 of 29
 - b. Rainfall Gauge Equipment entered in eProcurement – 102 of 102
 - c. Water Level and Radio Upgrade Equipment ordered – 29 of 29
 - d. Rainfall Gauge Equipment purchases ordered – 102 of 102
 - e. Water Level and Radio Upgrade purchases received – 29 of 29
 - f. Rainfall Gauge Equipment received – 102 of 102
 - g. Water Level and Radio Upgrade Equipment installed – 12 of 29
 - h. Rainfall Gauge Equipment installed – 102 of 102

Recent Activities for Current Reporting Period (October 1 – December 31, 2023)

- 1. Task 1 – Task Complete.
- 2. Task 2
 - a. FIMAN water level gauge upgrades - Purchasing additional equipment and parts needed for upgrades.

Contact

Gary Thompson; 919-948-7844; gary.thompson@ncdps.gov

21. NC Search and Rescue Program

SL 2019-224, Subsection 2.1(7)

North Carolina Search and Rescue Program sustains the North Carolina Search and Rescue teams, trains specialized personnel, maintains specialized equipment, and exercises and maintains capabilities necessary to respond to the needs of North Carolinians.

Responsible Department and Agency

Department of Public Safety, Division of Emergency Management

Responsible Department and Agency

Department of Public Safety, Division of Emergency Management

Funding Allocation Update (1506-8132)

Appropriated	\$ 1,000,000
Expended	\$ 1,000,000
Obligated	<div style="border: 1px solid black; padding: 2px;">\$ 0</div>
Unobligated Balance	\$ 0.00

Performance Metrics

- a. Average Time for Project Delivery by Program - Nothing to report at this time.
- b. Amount and % Spent/Obligated on Administrative Activities by Program - Nothing to report at this time.
- c. Amount and % Spent/Obligated on Behalf of Recipients by Program - Nothing to report at this time.

Recent Activities for Current Reporting Period (October-December 2023)

All funding has been expended.

Contact Matt Kemnitz, Assistant Director of Administration, NCEM (919) 817-2511

22. NCEM Flood Insurance Pilot

SL 2019-224, Subsection 2.1(7)

\$2M allocated to the Department of Public Safety Division of Emergency Management to develop a pilot program to help pay the cost of flood insurance for eligible applicants. Eligible applicants shall not have earned more than eighty percent (80%) of the subject area median income and the applicant's property must be their primary residence and be insurable. Priority shall be given to properties in the most impacted and distressed counties from Hurricane Matthew and/or Hurricane Florence. Assistance can be provided for up to two (2) years.

Responsible Department and Agency

North Carolina Department of Public Safety Division of Emergency Management, Risk Management Section

Funding Allocation Update: Flood Insurance Pilot Program

	Total SL 2019-224; § 2.1(7)
Appropriated	\$2,000,000.00
Expended	\$0.00

Obligated	\$0.00
Unobligated Balance	\$2,000,000.00

Summary of Activities

1. NCORR conducted a review for amendments in eligibility for flood insurance assistance based on new NFIP flood insurance premium policies associated with FEMA 2.0.
2. NCORR refined program policies, in particular potential monitoring requirements, based on discussions with HUD consultants,
3. Developed an implementation outline and Salesforce build-out options to coordinate flood insurance assistance with different project types.
4. NCORR has identified changes required in flood insurance for demolition-reconstruction projects along with interim coverage during construction.
5. Standard operating procedures were drafted regarding applicant review and processing; and
6. NCORR has held multiple meetings developing the build-out for the system of record business requirements.
7. NCORR has identified several options for purchasing flood insurance that are now under assessment.
8. NCORR continued to develop required notification forms and talking points for program implementation.
9. NCORR refined informational forms on flood insurance according to the FEMA request to provide informational brochures to program participants.

Performance Metrics

- Average Time for Program Delivery
 - Average number of days from application to fund distribution.
 - Average number of days from fund distribution to program delivery
- Number of households included in the program.
- Amount and % spent/obligated.

Recent Activities for Current Reporting Period (Oct-Dec 2023)

In the first quarter of 2022, NCORR identified and began to address the implementation needs that included preliminary SOP language, operational flows, a build-out in the system of record, and the interaction of the Finance department for direct purchases. As previously noted, Salesforce will be the platform utilized for applicant identification, award calculation, and record retention. Platform build-out meetings focused on utilizing existing records that required nominal modifications in order to minimize contracted development time and expense. Although several potential purchase options remain viable, the Salesforce design will accommodate each option. Flood insurance requirements for specific situations were also determined: (1) existing policies, (2) coverage requirements during reconstruction or rehabilitation, (3) policy implications associated with demolition, and (4) identifying the inception point for a new policy if a newly constructed home.

NCORR was able to advance the determinations of positions and number of personnel in each position, and draft position descriptions for personal in this program area.

Contact

Paul Ervin; 919-825-2279; paul.ervin@ncdps.gov

Moneka Jani; NCORR Chief Recovery Officer; Moneka.Jani@ncdps.gov

23. State Match and Other Support for Disaster Recovery

SL 2019-250, Subsection 1.1(1)

Provides for the non-federal cost-share required for participation in federal Stafford Act Programs.

Responsible Department and Agency

Department of Public Safety, Division of Emergency Management

Funding Allocation Update

Appropriated	\$70,812,336
Expended	\$70,812,336
Obligated	\$ 0
Unobligated Balance	\$ 0

Performance Metrics

- a. Average Time for Project Delivery by Program – This appropriation is a reserve for federal cost-share and does not directly fund recovery projects.
- b. Amount and % Spent/Obligated on Administrative Activities by Program – This appropriation is a reserve for federal cost-share and does not directly fund recovery projects.
- c. Amount and % Spent/Obligated on Behalf of Recipients by Program – This appropriation is a reserve for federal cost-share and does not directly fund recovery projects.

Recent Activities for Current Reporting Period (October-December 2023)

Funds have been fully expended.

Contact

Matt Kemnitz, Assistant Director of Administration, NCEM (919) 817-2511

24.State Match for Federal Assistance Programs

SL 2019-250; Section 1.1 (2) a

The purpose of this program is to provide funds to state agencies from the State Emergency and Disaster Relief Fund (SERDF) related to Hurricane Matthew for the required state match for various federal programs that administer disaster recovery assistance programs.

Responsible Department and Agency

Department of Public Safety

Funding Allocation Update

Appropriated	\$11,197,013.00
Expended	\$.00
Obligated	\$11,197,013.00
Unobligated Balance	\$.00

Summary of Activities

N/A

Performance Metrics

N/A

Recent Activities for Current Reporting Period (Oct-Dec 2023)

Funds were transferred to the Department of Public Safety (DPS) in January and are to be administered by DPS per S.L. 2021-180, Section 5.9. (a). No Activity for the Quarter

Contact

Matt Kemnitz, Assistant Director of Administration, NCEM (919) 817-2511

25.State Match for Federal Assistance Programs

SL 2019-250; Section 1.1 (2) b

The purpose of this program is to provide funds to state agencies from the State Emergency and Disaster Relief Fund (SERDF) related to Hurricane Michael for the required state match for various federal programs that administer disaster recovery assistance programs.

Responsible Department and Agency

Department of Public Safety

Funding Allocation Update

Appropriated	\$ 4,176,245.00
Expended	\$ 2,595,380.00
Obligated	\$ 1,580,865.00
Unobligated Balance	\$.00

Summary of Activities

State match funds requested from the SERDF by state agencies were transferred to the appropriate agency to facilitate continued funding for administration of federal disaster recovery programs.

Performance Metrics

N/A

Recent Activities for Current Reporting Period (Oct-Dec 2023)

State Match was transferred for Hurricane Michael.

Contact

Matt Kemnitz, Assistant Director of Administration, NCEM (919) 817-2511

26.State Match for Federal Assistance Programs

SL 2019-250; Section 1.1 (2) c

The purpose of this program is to provide funds to state agencies from the State Emergency and Disaster Relief Fund (SERDF) related to Hurricane Dorian for the required state match for various federal programs that administer disaster recovery assistance programs.

Responsible Department and Agency

Department of Public Safety

Funding Allocation Update

	Total	SL 2019-250
Appropriated	\$17,800,000.00	
Expended	\$17,192,649.00	
Obligated	\$ 607,351.00	
Unobligated Balance	\$.00	

Summary of Activities

State match funds requested from the SERDF by state agencies were transferred to the appropriate agency to facilitate continued funding for administration of federal disaster recovery programs.

Performance Metrics

N/A

Recent Activities for Current Reporting Period (Oct-Dec 2023)

No Activity for the Quarter

Contact

Matt Kemnitz, Assistant Director of Administration, NCEM (919) 817-2511

27. Expand Flood Mitigation Studies

SL 2019-250 House Bill 200; Subsection 1.2(2)a

\$5 million allocated to Department of Public Safety, Division of Emergency Management, expand flood mitigation studies, established in Section 1.2 of SL 2019-250 House Bill 200. This project will (1) develop and perform new flood mitigation studies for the Northeast Cape Fear River (including Burgaw Creek), Cape Fear, and Little River (into Cape Fear River), and the Cashie River Basins and (2) will develop new flood studies, building level risk assessments and building mitigation strategies for approximately 12,000 square miles of unstudied streams in the counties that were most significantly impacted by riverine flooding from Hurricane Matthew and Florence.

Responsible Department and Agency

North Carolina Department of Public Safety, Division of Emergency Management

Funding Allocation Update

	Total	SL here
Appropriated	\$5,000,000	
Expended	\$4,522,487	
Obligated	\$ 477,513	
Unobligated Balance	\$0	

Summary of Activities

1. Task 1 - Flood Mitigation Studies Northeast Cape Fear River (including Burgaw Creek), Cape Fear, and Little River (into Cape Fear River), and the Cashie River Basins
 - a. Final report approved for Cape Fear River Basin.
 - b. Final report for Cashie has been approved.
 - c. Final reports posted to Rebuild NC website.

2. Task 2 - New Flood Studies on Unstudied Stream, Building Level Flood Risk Assessments and Mitigation Strategies and Application for 12,000 square miles (80 HUC10 Basins)
 - a. H&H Analysis, mapping, risk data, and building level mitigation is complete for 80 of 80 basins.
 - b. All HUC-10 databases are complete and uploaded to FLOOD Geodatabase. Website has been finalized and deployed to NCEM servers.

Performance Metrics

3. Task 1 - Flood Mitigation Studies Northeast Cape Fear River (including Burgaw Creek), Cape Fear, and Little River (into Cape Fear River), and the Cashie River Basins (4 Basins)
 - a. Contracts Signed – 5/19/2020 COMPLETE.
 - b. Northeast Cape Fear River Field Survey – 33 of 33 cross-sections – 8/7/20 COMPLETE
 - c. Magnitude and Causes of Flooding – 4 of 4 watersheds – 5/28/2021 COMPLETE.
 - d. Community Meeting 1 – Scheduled for 7/21/2021 COMPLETE.
 - e. Baseline Analyses – 4 of 4 watersheds – 6/11/2021 COMPLETE
 - f. Development of Mitigation Strategies 4 of 4 watersheds – 1/15/2022 COMPLETE
 - g. Cashie Community Meeting 1 – 3/1/2022 COMPLETE
 - h. Cape Fear Community Meeting 2 – 6/15/2022 COMPLETE
 - i. Final Reports – 7/31/2022 CASHIE COMPLETE, Cape Fear COMPLETE
 - j. Data loaded to rebuild.nc website – 12/30/2022 COMPLETE.
4. Task 2 - New Flood Studies on Unstudied Streams, Building Level Flood Risk Assessments and Mitigation Strategies and Application for 12,723 square miles (80 HUC10 Basins)
 - a. Contracts Signed – 5/19/2020 COMPLETE.
 - b. Flood Risk and Mitigation Data Viewer – 4/30/2022 COMPLETE
 - c. Updated Building Footprints – 80 of 80 watersheds – 8/25/2021 COMPLETE
 - d. 2-D Hydrologic and Hydraulic Analyses – 80 of 80 watersheds – 6/30/2021 COMPLETE
 - e. Flood Rasters and CNMS - 80 of 80 watersheds - 7/26/2021 COMPLETE
 - f. Flood Risk Assessment Databases – 80 of 80 watersheds – 7/28/2021 COMPLETE
 - g. Flood Mitigation Databases - 80 of 80 watersheds – 9/1/2021 COMPLETE
 - h. Flood Risk and Mitigation Databases Loaded to Viewer - 80 of 80 watersheds – 4/30/2022 COMPLETE.

Recent Activities for Current Reporting Period (Oct-Dec 2023)

1. Task 1
 - a. Task Complete – Final flood mitigation study reports posted to Rebuild NC website.
2. Task 2– Task Complete
 - a. Task complete.

Contact

Gary Thompson; 919-948-7844; gary.thompson@ncdps.gov

Water Level and Breach Monitoring Systems for 1,510 High and Intermediate Risk Dams

SL 2019-250 House Bill 200; Subsection I.1.2(2)b

\$4.8 million allocated to Department of Public Safety, Division of Emergency Management, Water Level and Breach Monitoring Systems for 1,510 High and Intermediate Risk Dams, established in Section 1.2 of SL 2019-250 House Bill 200. This project will (1) complete dam breach analysis for the remaining 859 intermediate and high hazard dams in NC that currently do not have dam failure inundation boundaries or building and road risk information, (2) develop rainfall runoff hydrologic modeling to determine critical rainfall amounts to potentially overtop a dam for 287 dams, (3) install gauges to monitor potential dam failures for 130 critical state and locally owned dams and (4) integrate dam breach analyses, overtopping modeling and dam gauge data into a secure dam monitoring, alert and warning system.

Responsible Department and Agency

North Carolina Department of Public Safety, Division of Emergency Management

Funding Allocation Update

	Total	SL here
Appropriated	\$4,800,000	
Expended	\$3,729,545	
Obligated	\$1,070,455	
Unobligated Balance	\$0.00	

Summary of Activities

1. Task 1 - Dam Breach Inundation Modeling for 859 Dams
 - a. Contracts in place with engineering firms for dam breach analyses
 - b. Project management SharePoint and AGOL sites complete.
 - c. Dam breach analyses completed for 859 dams (to include 12 dams completed for Risk)
 - d. Dam risk databases completed for 859 dams.
 - e. Loaded all data for 859 dams into SERA and all comments have been addressed. Task is 100% complete.
2. Task 2 - Simplified HEC-HMS Rainfall-Runoff and Reservoir Routing Modeling for 287 Dams
 - a. Contracts in place with engineering firms for dam overtopping engineering analyses and dam surveys
 - b. Letters sent to dam owners for site access for Survey for overtopping analyses.
 - c. Dam "as-builts" received from NCDEQ.
 - d. Field survey complete for all 119 dams being surveyed. NCEM completed field survey for 3 additional structures.

- e. Rainfall-runoff modeling complete for all 287 dams.
- f. Task 2 is 100% complete.
- 3. Task 3 - Installation of New Gauges at 130 Dams
 - a. NCEM site visits complete to sites where water level gauges will be installed.
 - b. Pressure transducer gauges purchased through eProcurement – All equipment received.
 - c. Ultrasonic gauges – 34 of 34 gauges installed. Communications issues with SIM cards at two sites being resolved.
 - d. Onset gauge installation
 - i. IFB 1 – All 45 gauges installed.
 - ii. IFB 2 – All 28 gauge installed
 - e. Gauge equipment surveys – 107 of 107 complete
- 4. Task 4 - Development of Dam Warning System and Incorporation of Breach Analysis, Overtopping Analyses and Dam Gauge Data
 - a. Gauge warning system software purchase ordered in E-Procurement
 - b. Initial deployment of DamWatch is complete.
 - c. Data for all rainfall runoff models have been loaded into dam warning application.
 - d. 8 gauges loaded into alert application.
 - e. Additional year of service ordered in E-Procurement

Performance Metrics

- 1. Task 1 - Dam Breach Inundation Modeling for 859 Dams
 - a. Contracts signed – 5/19/2020.
 - b. Site survey letters provided to dam owners – 6/18/2020.
 - c. Dam breach analyses complete (90%) – 859 of 859 – 09/30/21
 - d. Dam risk databases complete – 859 of 859 – 12/31/2021
 - e. Dam risk databases loaded to SERA – 859 of 859 – 3/30/2022.
- 2. Task 2 - Simplified HEC-HMS Rainfall-Runoff and Reservoir Routing Modeling for 287 Dams
 - a. Contracts Signed – 5/19/2020.
 - b. EM Letters Sent for Site Surveys – 6/18/2020.
 - c. Dam Surveys Complete – 119 of 119 – 10/1/2020
 - d. Rainfall Runoff Modeling 100% Complete – 287 of 287 – 12/31/2020
- 3. Task 3 - Installation of New Gauges at 130 Dams
 - a. EM Site Visits – 130 of 130
 - b. Pressure Transducer Gauge Equipment Purchases - ordered in eProcurement – 12/7/2020.
 - c. Ultrasonic Gauge Equipment/Installation – 32 of 34 – Contract awarded 8/29/2022.
 - d. Onset Gauge Installation Contracting – 74 of 74 - IFB1 – Contract awarded 10/12/2021 - IFB2 Awarded – 12/8/2022.
 - e. Onset Gauges Installed – 72 of 73
 - f. Gauge Surveys Completed – 82 of 107
- 4. Task 4 - Development of Dam Warning System and Incorporation of Breach Analysis, Overtopping Analyses and Dam Gauge Data
 - a. Dam Warning Application - Ordered in eProcurement – 9/30/2020.
 - b. Dam Warning Application Initial Setup - Complete
 - c. Dam Warning Application Rainfall Runoff Models Loaded – 555 of 555
 - d. Dam Warning Application Dam Gauges Loaded – 8 of 130

Recent Activities for Current Reporting Period (October 1 - December 31, 2023)

- a. Task 1
 - a. Task complete
- b. Task 2
 - a. Task complete
- c. Task 3
 - a. Ultrasonic Gauge installation for 34 sites – All equipment installed. Working on communication issues at 2 sites.
 - b. Pressure transducer gauges – Subtask complete
 - c. 5 additional gauge surveys completed. Subtask is now complete.
- d. Task 4
 - a. Water level data will be loaded into alert system once all gauges are installed.

Contact

Gary Thompson; 919-948-7844; gary.thompson@ncdps.gov

28. Local Government Assistance Loans

SL 2019-250, Subsection 1.2(3)a

The NCORR Temporary Cash-Flow Assistance Loan Program to Local Governments provides cash-flow loans to distressed local governments in declared counties for Hurricanes Matthew, Florence, Dorian, and Tropical Storm Michael. These loans may only cover federally reimbursable expenses, and the loans are repaid by the federal reimbursement.

Responsible Department and Agency

Department of Public Safety, NC Office of Recovery and Resiliency

Funding Allocation Update

Appropriated	\$ 10,000,000
Expended	\$ 7,382,301
Obligated	\$ 1,752,427
Unobligated Balance	<hr/> \$ 865,272

Performance Metrics

- a. Average Time for Project Delivery by Program
 - o Average number of days from application to fund distribution **30-45 days**.
 - o Loans are based on actual expenditures or estimates of pending expenses.
 - o Average number of days from fund distribution to project commencement - Not applicable. Grants and Loans are awarded for a broad range of purposes with varying expenditure schedules.

- o Average number of days from project commencement to project completion - Not applicable. Grants and Loans are awarded for a broad range of purposes with varying expenditure schedules.
- b. Amount and % Spent/Obligated on Administrative Activities by Program - \$0 and 0% of this appropriation. Staff costs are covered by appropriations to NCORR for administrative functions.
- c. Amount and % Spent/Obligated on Behalf of Recipients by Program \$7,382,301 had been expended (74%) / \$1,752,427 had been obligated (18%)

Recent Activities for Current Reporting Period (Oct-Dec 2023)

No activity for the quarter.

Contact Mary Massey, Budget Director, NCORR

29. NCORR – Grants to Local Governments

SL 2019-250, Subsection 1.2(3)(b)

This program expands the NC Office of Recovery and Resiliency's (NCORR) Distressed Local Government Grant Program. Grants assist local governments in Hurricane Dorian declared communities with funding general governmental operations, building recovery capacity, and performing recovery activities.

Funding Allocation Update

Appropriated	\$ 5,000,000
Expended	\$ 4,894,860
Obligated	\$ -0-
Unobligated Balance	<u>\$ 105,140</u>

Performance Metrics

- a. Average Time for Project Delivery by Program
 - o Average number of days from application to fund distribution **30-45 days**.
 - o Average number of days from fund distribution to project commencement - Not applicable. Grants and Loans are awarded for a broad range of purposes with varying expenditure schedules.)

- o Average number of days from project commencement to project completion- Not applicable. Grants and Loans are awarded for a broad range of purposes with varying expenditure schedules.
- b. Amount and % Spent/Obligated on Administrative Activities by Program - \$0 and 0% of this appropriation. Staff costs are covered by appropriations to NCORR for administrative functions.
- c. Amount and % Spent/Obligated on Behalf of Recipients by Program \$4,894,860 had been expended (96%) and \$0 (0%) has been obligated.

Recent Activities for Current Reporting Period (Oct-Dec 2023)

No Activity for the Quarter.

Contact

Mary Massey, Budget Director, NCORR

30.State Match for Federal Assistance Programs

SL 2020-97, Subsection 2.6.(a)

This program provides for the non-federal cost-share required for participation in federal Stafford Act Programs. A total of \$27,796,610 for Florence matching funds was appropriated.

Responsible Department and Agency

Department of Public Safety

Funding Allocation Update

Appropriated	\$ 27,796,610
Expended	\$ 24,902,820
Obligated	\$
Unobligated Balance	<u>\$ 2,893,790</u>

Performance Metrics

- d. Average Time for Project Delivery by Program- This program was launched with the 2020 approved legislation.
- e. Amount and % Spent/Obligated on Administrative Activities by Program- This program was with the 2020 approved legislation.

- f. Amount and \$24,902,820 (90 %) Spent/ (0%) Obligated on Behalf of Recipients by Program- This program was launched with the 2020 approved legislation.

Recent Activities for Current Reporting Period (Oct-Dec 2023)

No activity for the Quarter

Contact

Matt Kemnitz, Assistant Director of Administration, NCEM (919) 817-2511

31.State Match for Federal Assistance Programs

SL 2020-97; Section 2.6.(d)(1)

The purpose of this program is to provide funds to state agencies from the State Emergency and Disaster Relief Fund (SERDRF) related to Hurricane Matthew for the required state match for various federal programs that administer disaster recovery assistance programs.

Responsible Department and Agency

Department of Public Safety

Funding Allocation Update

Appropriated	\$ 10,423,729.00
Expended	\$.00
Obligated	\$ 10,423,729.00
Unobligated Balance	\$.00

Summary of Activities

N/A

Performance Metrics

N/A

Recent Activities for Current Reporting Period (Oct-Dec 2023)

No Activity for the Quarter

Contact

Matt Kemnitz, Assistant Director of Administration, NCEM (919) 817-2511

32.State Match for Federal Assistance Programs

SL 2020-97; Section 2.6.(d)(2)

The purpose of this program is to provide funds to state agencies from the State Emergency and Disaster Relief Fund (SERDRF) related to Hurricane Dorian for the required state match for various federal programs that administer disaster recovery assistance programs.

Responsible Department and Agency

Department of Public Safety

Funding Allocation Update

Appropriated	\$	2,779,661.00
Expended	\$.00
Obligated	\$	2,779,661.00
Unobligated Balance	\$.00

Summary of Activities

N/A

Performance Metrics

N/A

Recent Activities for Current Reporting Period (Oct-Dec 2023)

No Activity for the Quarter

Contact

Matt Kemnitz, Assistant Director of Administration, NCEM (919) 817-2511

Department of Agriculture and Consumer Services

1. NCFS Wildfire Response

SL 2016-124; Subsection 4.1 (10)(a)

Allocates \$23M of the \$25.5M to the North Carolina Forest Service from “The Disaster Recovery Act of 2016” for wildfire response. Wildfires in the western part of the State burned tens of thousands of acres and destroyed hundreds of structures. Starting just weeks after Hurricane Matthew on October 23, 2016, and continuing throughout November, 26 major and dozens of smaller fires impacted air quality across the State. More than 62,000 total acres burned in NC including more than 25,000 acres on land protected by the State. More than 2,400 emergency responders responded to the wildfires and related events. Firefighters from 40 states joined NC to assist in firefighting efforts.

Responsible Department and Agency

North Carolina Department of Agriculture & Consumer Services; NC Forest Service

Funding Allocation Update

Appropriated	\$11,400,000.00
Expended	\$11,299,731.24
Obligated	\$0.00
Unobligated Balance	\$100,268.76

Summary of Activities

- a. 26 Major Fires
- b. More than 62,000 total acres burned.
- c. Over 2,400 emergency personnel responded.
- d. Value of homes protected exceeded \$383 million.

Performance Metrics

- Average Time for Project Delivery by Program
 - Average number of days from application to fund distribution.
 - 90 days from receipt of cost documentation
 - Average number of days from fund distribution to project commencement
 - Not applicable
 - Average number of days from project commencement to project completion
 - Not applicable
- Amount and % spent/obligated on administrative activities by Program.
 - \$0.00, 0%
- Amount and % spent/obligated on behalf of recipients by Program.
 - \$20,404,581.32, 100%

Recent Activities for Current Reporting Period (October - December 2023)

Project complete.

Contact

Carrie Sticklin; 919-707-3034; Carrie.Sticklin@ncagr.gov

3. Timber Restoration

SL 2016-124; Subsection (10) (a)

Allocates \$1M of the \$25.5M to the North Carolina Forest Service for disaster-related timber restoration.

Responsible Department and Agency

North Carolina Department of Agriculture & Consumer Services; NC Forest Service

Funding Allocation Update

Appropriated	\$1,000,000
Expended	\$711,928.19
Obligated	\$0.00
Unobligated Balance	<hr/> \$288,071.81

Summary of Activities

- a. 330 timber restoration projects, with 479 practices, on 18,121 acres.

Recent Activities for Current Reporting Period (October - December 2023)

Projects completed in January 2020. No recent activities for current reporting period. All unallocated funds may be de-obligated.

Contact

Carrie Sticklin; 919-707-3034; Carrie.Sticklin@ncagr.gov

4. Claridge Nursery Operations and Non-Capital Repairs

SL 2016-124; Subsection 4.1 (10)(a)

Allocates \$1.5M of the \$25.5M to the North Carolina Forest Service for repairs and operational expenses at Claridge Nursery in Wayne County.

Responsible Department and Agency

North Carolina Department of Agriculture & Consumer Services; NC Forest Service

Funding Allocation Update

Appropriated	\$1,500,000.00
Expended	\$682,531.83
Obligated	\$0
Unobligated Balance	<hr/> \$817,468.17

Summary of Activities

- a. FEMA Grant request 2021 received in the amount of \$273,693 and has been credited to Funding Allocation Update Expended amount shown above. Additional FEMA grant request 2023 received in the amount of \$107,762.85** is also included.
- b. Nursery has been able to use cash reserves to cover majority of operating expenses.
- c. Designer hired to develop repair and renovation plan for damaged buildings.

- d. Bids have been requested for repair work.
- e. Bids received and accepted.
- f. Repair and renovation work completed on 6 buildings.
- g. Repair made to damaged seedling refrigeration units.
- h. Building demolition.

Performance Metrics (Cumulative since January 1, 2020)

- a. Average Time for Project Delivery by Program
 - a. Average number of days from application to fund distribution.
 - i. Not applicable
 - b. Average number of days from fund distribution to project commencement
 - i. Solicitation of design for repairs began immediately following fund availability.
 - ii. Completed plans finalized in Spring 2018
 - iii. NCDA&CS takes over as “own general contractor” in June 2019 due to lack of interest in projects.
 - iv. Current Administrative Building Bid was responded to within 5 working days of receipt.
 - c. Average number of days from project commencement to project completion
 - i. Projects are ongoing. Average time to completion is approximately 36 months.
- b. Amount and % spent/obligated on administrative activities by Program.
 - a. \$0 and 0% is obligated to administrative items.
- c. Amount and % spent/obligated on behalf of recipients by Program.
 - a. \$1,063,987.60/100%

Recent Activities for Current Reporting Period (October - December 2023)

No activity for the current period.

* Per memo dated 4/8/22 to OSBM, NCFS reallocated \$800,000 to TS Isaias and TS Eta to aid in the Claridge Nursey Program

Contact

Carrie Sticklin; 919-707-3034; Carrie.Sticklin@ncagr.gov

5. AgWRAP Farm Pond and Dam Repair with PEs

SL 2016-124; Subsection 4.1 (10)(b)

Allocates \$1.7M of the \$12.2M to the Division of Soil and Water Conservation for supplemental funding of the Agricultural Water Resources Assistance Program (AgWRAP) to support disaster-related farm pond and dam repairs.

Responsible Department and Agency

North Carolina Department of Agriculture & Consumer Services; Division of Soil & Water Conservation

Funding Allocation Update

Funding Allocation Update

Appropriated	\$1,767,604.00*
Expended	\$1,545,493.43
Obligated	\$222,110.57
Unobligated Balance	<u>\$0</u>

Summary of Activities

- a. The 2016 funds allocated for AgWRAP Farm Pond and Dam Repair are being used primarily to cover the turnkey engineering evaluations, designs, bidding, and construction oversight aspects of pond repair projects. Construction cost share contracts with individual producers are being funded primarily out of the 2017 funds. Construction funds are not obligated until the final design is completed and approved by the landowner. This is the very last step in a complex process that also requires the farmer to send a check for their contribution to the Division.
- b. The table below reports the current status of engineering progress:

Engineering Activity	# Authorized	# Complete	Notes
Engineering Assessment	55	51	4 withdrawn by applicant
Engineering Design	21	16	3 withdrawn by applicant
Bidding & Site Showing	11	10	1 withdrawn by applicant
Construction Oversight	13	12	1 pond is awaiting a landowner decision to proceed with construction

- c. Referred projects to the USDA Farm Service Agency (FSA) to determine the amount of Federal funding available for these projects. FSA approved Federal funding in the amount of \$2,605,155 for 24 ponds. 14 of these 24 have been withdrawn by the applicant.

- d. Completed fourteen pond repair projects, four in Duplin County, two in Lenoir, two in Cumberland and one each in Johnston, Lee, Nash, Harnett, Franklin, Robeson, Rockingham, and Sampson County.

Performance Metrics (Cumulative since January 1, 2020)

- a. Average Time for Project Delivery by Program
 - o Average number of days from application to fund distribution – 104 days
 - o Average number of days from fund distribution to project commencement – 465 days
 - o Average number of days from project commencement to project completion – 369 days
- b. Amount and % spent/obligated on administrative activities by Program. \$17,146 3.4%
- c. Amount and % spent/obligated on behalf of recipients by Program. \$493,196.48, 96.6%

Recent Activities for Current Reporting Period October - December 2023

Construction is underway on a pond repair in Duplin County. This will be completed next quarter.

* Reallocated \$67,604 to AgWrap PE from Non-Field Farm Road Repair as of the April 2022 meeting of the NC Soil and Water Conservation Commission

Contact

Carrie Sticklin; 919-707-3034; Carrie.Sticklin@ncagr.gov

6. Non-field Farm Road Repairs

SL 2016-124; Subsection 4.1 (10)(b)

Allocates \$1.0M of the \$12.2M to the Division of Soil and Water Conservation for non-field farm road repairs.

Responsible Department and Agency

North Carolina Department of Agriculture & Consumer Services; Division of Soil & Water Conservation

Funding Allocation Update

Appropriated	\$405,046.00* **
Expended	\$404,868.00
Obligated	\$0.00
Unobligated Balance	\$178.00

Summary of Activities

- Soil and Water Conservation Districts, with assistance from the Division of Soil and Water Conservation and the Natural Resources Conservation Service, are conducting site visits, working on cost share contracts with the cooperators, and providing technical assistance.
- Districts developed 153 contracts to repair roads in 17 counties. 125 contracts have been installed and completed. 28 contracts have been cancelled at the request of the applicant.

Performance Metrics (Cumulative since January 1, 2020)

- a. Average Time for Project Delivery by Program
 - Average number of days from application to fund distribution – 190 days
 - Average number of days from fund distribution to project commencement – 144 days
 - Average number of days from project commencement to project completion – 136 days
- b. Amount and % spent/obligated on administrative activities by Program. \$10,288, 29%
- c. Amount and % spent/obligated on behalf of recipients by Program. \$24,634.00, 71%

Recent Activities for Current Reporting Period (October – December 2023)

All contracts have now either been completed or cancelled. No additional work for non-field farm road repairs due to Hurricane Matthew is anticipated.

* Reallocated \$450,000 to stream debris removal as of the July 2019 meeting of the NC Soil and Water Conservation Commission.

** Reallocated \$144,954; \$77,350 to stream debris removal and \$67,604 to AgWrap PE as of the April 2022 meeting of the NC Soil and Water Conservation Commission

Contact

Carrie Sticklin; 919-707-3034; Carrie.Sticklin@ncagr.gov

7. Stream Debris Removal

SL 2016-124; Subsection 4.1 (10)(b)

Allocates \$9.5M of the \$12.2M to the Division of Soil and Water Conservation for stream debris removal.

Responsible Department and Agency

North Carolina Department of Agriculture & Consumer Services; Division of Soil & Water Conservation

Funding Allocation Update

Appropriated	\$10,027,350* **
Expended	\$10,017,435.71
Obligated	5.00
Unobligated Balance	\$9,909.29

Summary of Activities

- a. The Department has 48 fully executed contracts with local sponsors including cities, counties, soil and water conservation districts, and organizations.
 - a. 25 of these agreements have funds from both 2016 and 2017 appropriations.
- b. Local sponsors have cleared 2,365 miles of waterways with funding from both 2016 and 2017.
- c. All funds have been spent from this funding source. Fifty-eight contracts have been completed.

Performance Metrics (Cumulative since January 1, 2020)

- a. Average Time for Project Delivery by Program
 - o Average number of days from application to fund distribution - 122 days.
 - o Average number of days from fund distribution to project commencement - 117 days
 - o Average number of days from project commencement to project completion – 671 days
- b. Amount and % spent/obligated on administrative activities by Program. \$41,151.38, 3%
- c. Amount and % spent/obligated on behalf of recipients by Program. \$1,428,776.62, 97%

Recent Activities for Current Reporting Period (October – December 2023)

All contracts have now either been completed or the contract had two funding sources and they have used all this funding source. No additional work for these funds is anticipated.

* **Reallocated** \$450,000 from Non-field Farm Repair to stream debris as of the July 2019 meeting of the NC Soil and Water Conservation Commission.

** Reallocated \$77,350 to stream debris removal from Non-field Farm Road Repair as of the April 2022 meeting of the NC Soil and Water Conservation Commission

Contact

Carrie Sticklin; 919-707-3034; Carrie.Sticklin@ncagr.gov

8. Cherry Research Farm Dike Repair

SL 2016-124; Subsection 4.1 (10)(c)

\$250k of the \$37,950,000 to the Research Stations Division for dike repairs at the Cherry Research Farm in Wayne County.

Responsible Department and Agency

Department of Agriculture and Consumer Services; Research Stations Division

Funding Allocation Update

Appropriated	\$250,000
Expended	\$
Obligated	\$
Unobligated Balance	\$250,000

Summary of Activities

- a. Design of repairs to the berm are complete and reviewed. Bid solicitation has commenced and contract awarded to repair berm on July 7, 2020. Actual repair of berm started in Sept 2020 and repairs have been slowed due to wet soils and rain. Project is 100% complete. Follow up needed to ensure construction is sound.

Performance Metrics (Cumulative since January 1, 2020)

- a. Average Time for Project Delivery by Program
 - o Average number of days from application to fund distribution – 90 days.
 - o Average number of days from fund distribution to project commencement – 730 days

- Average number of days from project commencement to project completion – 1000 days
- b. Amount and % spent/obligated on administrative activities by Program.
 - 5%; \$1570
- c. Amount and % spent/obligated on behalf of recipients by Program.
 - NA

Recent Activities for Current Reporting Period (Oct- Dec 2023)

Construction was completed in April 2021. No new activity to report.

Contact Carrie Sticklin; 919-707-3034; Carrie.Sticklin@ncagr.gov

9. AgWRAP Farm Pond and Dam Repair with PEs

SL 2017-119; Subsection 1.3

Allocates \$6.5M of the \$20M to the Division of Soil and Water Conservation for supplemental funding of the Agricultural Water Resources Assistance Program (AgWRAP) to support disaster-related farm pond and dam repairs.

Responsible Department and Agency

North Carolina Department of Agriculture & Consumer Services; Division of Soil & Water Conservation

Funding Allocation Update

Appropriated	\$3,147,403.00
Expended	\$ 960,345.00
Obligated	<u>\$1,892,219.00</u>
Unobligated Balance	\$ 294,839.20

Summary of Activities

- a. The 2016 funds allocated for AgWRAP Farm Pond and Dam Repair are being used primarily to cover the turnkey engineering evaluations, designs, bidding, and construction oversight aspects of pond repair projects. Construction cost share contracts with individual producers are being funded primarily out of the 2017 funds. Construction funds are not obligated until the final design is completed and approved by the landowner. This is the very last step in a complex process that also requires the farmer to send a check for their contribution to the Division.
- b. Completed fourteen pond repair projects: three in Duplin County, two in Lenoir, and one each in Cumberland, Johnston, Lee, Nash, Harnett, Franklin, Robeson,

Rockingham, and Sampson County. One pond is about to begin construction in Duplin County.

Performance Metrics (Cumulative since January 1, 2020)

- a. Average Time for Project Delivery by Program
 - o Average number of days from application to fund distribution – 63 days.
 - o Average number of days from fund distribution to project commencement – 180 days
 - o Average number of days from project commencement to project completion – 183 days
- b. Amount and % spent/obligated on administrative activities by Program. \$0, 0%
- c. Amount and % spent/obligated on behalf of recipients by Program. \$605,318.00/ 100 %

Recent Activities for Current Reporting Period (October - December 2023)

No activities to report.

* Reallocated \$3.1M to stream debris removal as of the July 2019 meeting of the NC Soil and Water Conservation Commission.

*Reallocated \$144,174 and \$88,000 from Matthew Ponds as of November 2021 to Eta stream debris and Michael stream debris, respectively.

*Reallocated \$108,423 from Matthew Ponds as of March 2022 to Fred stream debris

Contact

Carrie Sticklin; 919-707-3034; Carrie.Sticklin@ncagr.gov

10.Non-field Farm Road Repairs

SL 2017-119; Subsection 1.3

. Allocates \$1.0M of the \$20M to the Division of Soil and Water Conservation for non-field farm road repairs.

Responsible Department and Agency

North Carolina Department of Agriculture & Consumer Services; Division of Soil & Water Conservation

Funding Allocation Update

Appropriated	\$71,038* **
Expended	\$71,038

Obligated	\$0
Unobligated Balance	\$0

Summary of Activities

- a. Soil and Water Conservation Districts, with assistance from the Division of Soil and Water Conservation and the Natural Resources Conservation Service, are conducting site visits, working on cost share contracts with the cooperators, and providing technical assistance.
- b. Districts developed 15 contracts to repair roads in 7 counties. 13 contracts have been installed and completed.

Performance Metrics (Cumulative since January 1, 2020)

- a. Average Time for Project Delivery by Program
 - o Average number of days from application to fund distribution – 1 days.
 - o Average number of days from fund distribution to project commencement – 64 days
 - o Average number of days from project commencement to project completion – 87 days
- b. Amount and % spent/obligated on administrative activities by Program. \$0, 0%
- c. Amount and % spent/obligated on behalf of recipients by Program. \$71,038, 100%

Recent Activities for Current Reporting Period (October - December 2023)

No activities to report. All contracts have now either been completed or cancelled. No additional work for non-field farm road repair is anticipated.

* Reallocated \$923,662 to stream debris removal as of the July 2019 meeting of the NC Soil and Water Conservation Commission.

**Reallocates \$5,300 from Matthew ponds as of November 2021 to Eta stream debris.

Contact

Carrie Sticklin; 919-707-3034; Carrie.Sticklin@ncagr.gov

11. Stream Debris Removal

SL 2017-119; Subsection 1.3

Allocates \$11.5M of the \$20M to the Division of Soil and Water Conservation for stream debris removal.

Responsible Department and Agency

North Carolina Department of Agriculture & Consumer Services; Division of Soil & Water Conservation

Funding Allocation Update

Appropriated	\$15,916,250.00
Expended	\$14,072,683.26
Obligated	\$1,843,566.74
Unobligated Balance	\$0

Summary of Activities

- a. The Department has 45 fully executed contracts with local sponsors including cities, counties, soil and water conservation districts, and organizations.
 - a. 25 of these agreements have funds from both 2016 and 2017 appropriations.
- b. Local sponsors have cleared 2,365 miles of waterways with funding from both 2016 and 2017.
- c. Fifty-eight contracts have been completed.

Performance Metrics (Cumulative since January 1, 2020)

- a. Average Time for Project Delivery by Program
 - o Average number of days from application to fund distribution – 382 days.
 - o Average number of days from fund distribution to project commencement – 115 days
 - o Average number of days from project commencement to project completion – 1,772 days
- b. Amount and % spent/obligated on administrative activities by Program.
\$138,828.51, 2.0%
- c. Amount and % spent/obligated on behalf of recipients by Program.
\$6,721,225.46, 98.0%

Recent Activities for Current Reporting Period (October - December 2023)

One contract was extended till February 15, 2024. One contract has until March 1, 2024 to turn in all request for payments.

* Reallocated \$4,023,662 from AgWrap Pond Repair and Non-field Farm Road as of the July 2019 meeting of the NC Soil and Water Conservation Commission.

* Reallocates \$365,835 from Matthew stream debris as of November 2021 to Eta stream debris.

* Reallocates \$241,577 from Matthew stream debris as of March 2022 to Eta and Fred stream debris

Contact

Carrie Sticklin; 919-707-3034; Carrie.Sticklin@ncagr.gov

12.Drought Pasture Renovation

SL 2017-119; Subsection 1.3

Allocates \$1.0M of the \$20M to the Division of Soil and Water Conservation to be used for drought relief in the 20 counties in western North Carolina that have been declared a federal disaster by the Secretary of the United States Department of Agriculture due to the prolonged drought.

Responsible Department and Agency

North Carolina Department of Agriculture & Consumer Services; Division of Soil & Water Conservation

Funding Allocation Update

Appropriated	\$865,309.00
Expended	\$865,309.00
Obligated	\$0.00
Unobligated Balance	0.00

Summary of Activities

- a. Soil and Water Conservation Districts have developed 261 contracts for Drought Pasture Renovation over 4,595 acres in 15 counties.
- b. 233 contracts have been completed, restoring 3,981 acres of pasture. To date, farmers cancelled 28 contracts.

Performance Metrics (Cumulative since January 1, 2020)

- a. Average Time for Project Delivery by Program
 - o Average number of days from application to fund distribution – 9 days.
 - o Average number of days from fund distribution to project commencement – 78 days
 - o Average number of days from project commencement to project completion – 444 days
- b. Amount and % spent/obligated on administrative activities by Program. \$52,716, 26%
- c. Amount and % spent/obligated on behalf of recipients by Program. \$151,954.00, 74%

Recent Activities for Current Reporting Period (Oct - December 2023)

No activities to report. All contracts have now either been completed or cancelled. No additional work for drought pasture renovation is anticipated.

** Reallocates \$134,691 from Matthew pasture renovation as of November 2021 to Eta stream debris.

Contact

Carrie Sticklin; 919-707-3034; Carrie.Sticklin@ncagr.gov

13. Stream Debris Removal

SL 2019-224; Section 2.1 (9)

Allocates \$1M for stream debris removal.

Responsible Department and Agency

North Carolina Department of Agriculture & Consumer Services; Division of Soil & Water Conservation

Funding Allocation Update

Appropriated	\$1,000,000.00
Expended	\$320,830.85
Obligated	\$679,169.15
Unobligated Balance	\$0.00

Summary of Activities

The Division of Soil & Water Conservation has entered into contracts with 2 local sponsors to perform debris removal activities. Both of these local sponsors have received Florence money also.

Performance Metrics (Cumulative since January 1, 2020)

- a. Average Time for Project Delivery by Program
 - Average number of days from application to fund distribution – 34 days.
 - Average number of days from fund distribution to project commencement – 56 days
 - Average number of days from project commencement to project completion – 1157 days
- b. Amount and % spent/obligated on administrative activities by Program. \$0, 0%
- c. Amount and % spent/obligated on behalf of recipients by Program.
\$320,830.85,100%,

Recent Activities for Current Reporting Period (October - December 2023)

Both contracts were granted extension till December 31, 2024. No payments were made during this period.

Contact

Carrie Sticklin; 919-707-3034; Carrie.Sticklin@ncagr.gov

14. Stream Debris Removal

SL 2019-250; Section 1.2(5)

In addition to any other funds appropriated during the 2019-2020 fiscal year, there is appropriated from the unappropriated balance in the General Fund, fifty-nine million fifty thousand dollars (\$59,050,000) in nonrecurring funds for the 2019-2020 fiscal year to be allocated of which the Department of Agriculture and Consumer Services, Division of Soil and Water Conservation received \$5M for stream debris removal.

Responsible Department and Agency

North Carolina Department of Agriculture & Consumer Services; Division of Soil & Water Conservation

Funding Allocation Update

Appropriated	\$5,000,000.00
Expended	\$4,148,141.96
Obligated	\$851,858.04

Unobligated Balance \$0

Summary of Activities

The Division of Soil & Water Conservation has entered into contracts with 25 local sponsors to perform debris removal activities. 12 of those local sponsors have received Florence money also. 22 projects have been completed.

Performance Metrics (Cumulative since January 1, 2020)

- a. Average Time for Project Delivery by Program
 - o Average number of days from application to fund distribution – 111 days.
 - o Average number of days from fund distribution to project commencement – 101 days
 - o Average number of days from project commencement to project completion – 486 days
- b. Amount and % spent/obligated on administrative activities by Program. \$0, 0%
- c. Amount and % spent/obligated on behalf of recipients by Program, \$4,148,141.96, 100%

Recent Activities for Current Reporting Period (October - December 2023)

No payments were made this quarter. One contract was closed as of December 31, 2023, they have until March 1st to turn in final request for payment. Three contracts were extended till December 31, 2024.

Contact

Carrie Sticklin; 919-707-3034; Carrie.Sticklin@ncagr.gov

15. Forest Service Emergency Response Equipment

SL 2018-5; Subsection 5.6 (b) (2)e

Provides \$700,000 from the State Emergency Response/Disaster Relief Reserve to purchase emergency response equipment, including fire dozers, truck tractors, and trailers.

Responsible Department and Agency

North Carolina Department of Agriculture & Consumer Services; NC Forest Service

Funding Allocation Update

Appropriated	\$700,000
Expended	\$700,000
Obligated	\$0

Unobligated Balance \$0

Summary of Activities

- a. Purchase of Fire Control Tractor for Bladen County
- b. Purchase of 35-ton trailer to transport fire control trailer in Bladen County
- c. Purchase of Fire Control Tractor for Harnett County

Recent Activities for Current Reporting Period (October – December 2023)

All funds have been expended, no activities to report.

Contact

Carrie Sticklin; 919-707-3034; Carrie.Sticklin@ncagr.gov

16. Purchase of Bulldozers & Tractor Plows

SL 2019-224; Subsection 2.1 (9)

Allocates \$1M for the purchase of wildland fire emergency response initial attack bulldozers and tractor/plow units.

Responsible Department and Agency

North Carolina Department of Agriculture & Consumer Services; NC Forest Service

Funding Allocation Update

Appropriated	\$1,000,000
Expended	\$1,000,000
Obligated	\$0.00
Unobligated Balance	\$0.00

Summary of Activities

- a. 3 fire control bulldozers have been ordered, received, and paid.
- b. 2 transport trailers (part of the tractor/plow units) have been ordered, received, and paid.

Performance Metrics

- a. Average Time for Project Delivery by Program
 - Average number of days from application to fund distribution.
 - Not Applicable
 - Average number of days from fund distribution to project commencement

- Requisitions were entered for the full amount 8 days after notice of SB429 passing.
- Average number of days from project commencement to project completion
 - The project has not yet been completed.
- b. Amount and % spent/obligated on administrative activities by Program.
 - \$0.00; 0%
- c. Amount and % spent/obligated on behalf of recipients by Program.
 - \$1,000,000; 100%

Recent Activities for Current Reporting Period (October – December 2023)

All equipment has been received and put in service in Caswell, Duplin, and Northampton counties.

Contact

Carrie Sticklin; 919-707-3034; Carrie.Sticklin@ncagr.gov

17. Agricultural Disaster Program

SL 2018-138; Subsection 1.3(3)

\$240M allocated to the Department of Agriculture and Consumer Services, Hurricane Florence Agricultural Disaster Program of 2018, established in Section 5.11 of SL 2018-136. The program will provide financial assistance to farmers for disaster recovery affected by Hurricane Florence.

Responsible Department and Agency

North Carolina Department of Agriculture and Consumer Services

Funding Allocation Update

Appropriated	\$240,000,000.00
Expended	\$233,645,973.12
Obligated	\$0
Unobligated Balance	\$6,356,026.88

Summary of Activities

1. 7,518 eligible applications from 77 counties across NC.
2. \$233,645,973.16 paid out to affected farmers statewide as of December 31, 2021.

3. Four main types of applications: row crops, specialty crops, livestock and poultry, and aquaculture.
4. Assistance was divided into 4 payments due to ongoing addition of disaster counties and applications.

Program Timeline

November 7, 2018	Application Submission Opens
December 20, 2018	Application submission closes (Aquaculture submission remains open)
January 25, 2019	Aquaculture submission closes
January 30, 2019	1 st round of payments begins
March 11, 2019	Application submission opens for Wilkes and Iredell counties
March 23, 2019	Application submission closes for Wilkes and Iredell counties
April 15, 2019	Application submission re-opens for sharing partners and additional crops
April 30, 2019	Application submission closes for sharing partners and additional crops
May 13, 2019	2 nd round of payments begins
June 20, 2019	2 ND round of payments completed
October 11, 2019	3 rd round of payments to specialty crops begins
October 23, 2019	3 rd round of payments to specialty completed
November 6, 2019	Application submission opens for Buncombe, Haywood, Henderson, Rutherford and Transylvania counties
November 20, 2019	Application Submission closes for Buncombe, Haywood, Henderson, Rutherford and Transylvania counties
December 11, 2019	Payments begin to Buncombe, Haywood, Henderson, Rutherford and Transylvania counties
December 23, 2019	Payments completed to Buncombe, Haywood, Henderson, Rutherford and Transylvania counties
January 28, 2020	Final round of payments begins
March 16, 2020	Final round of payments completed

Performance Metrics

- a. Average Time for Project Delivery by Program
 - o Average number of days from application to fund distribution: 56 Days.
 - o Average number of days from fund distribution to project commencement: N/A
 - The Florence Aid to Farmers program funds were distributed directly to program applicants. No additional projects were started.

- o Average number of days from payment commencement to payment completion: 332 Days
- b. Amount and % spent/obligated on administrative activities by Program: \$0/0%
- c. Amount and % spent/obligated on behalf of recipients by Program: \$233,639,973.16 /100%

Recent Activities for Current Reporting Period (October - December 2023)

Overpayment refund of \$2,000.00 received.

Contact

Carrie Sticklin; 919-707-3034; Carrie.Sticklin@ncagr.gov

18. State Match for Federal Farmer Assistance

SL 2018-136; Subsection 6.1 (5)

Allocates \$20M to the Department of Agriculture and Consumer Services to provide the State match for federal farmer assistance programs. Session Law 2019-224 Section 1.2 reverts the sum of \$17M from the Department of Agriculture and Consumer Services to the Hurricane Florence Disaster Recovery Fund.

Responsible Department and Agency

North Carolina Department of Agriculture & Consumer Services; Emergency Programs

Funding Allocation Update

	Total	Session Law 2018-136
		Session Law 2019-224
Appropriated	\$3,000,000	
Expended	\$0	
Obligated	\$0	
Unobligated Balance	\$3,000,000	

Summary of Activities

- Composted 4.1 million poultry, preventing public health issues associated with improper carcass disposal during a mass mortality event.
- Through the efforts of AgEOC livestock teams, prevented stranded, isolated or loose animals from dying by delivering feed and fencing supplies.
- Managed and assisted efforts to prevent companion animal deaths at flooded animal shelters.

- Protected public health and consumer safety by inspecting retail outlets for contaminated or otherwise spoiled products unfit for human consumption, primarily due to contact with flood waters.
- Inspected crop damages caused by hurricane flooding and assisted affected farmers.

Performance Metrics

No response or recovery activity for this period. Program ended before October 2019.

Recent Activities for Current Reporting Period (October-December 2023)

Returned FEMA reimbursement funds to DPS June 2020. No new activity to report.

Contact Carrie Sticklin; 919-707-3034; Carrie.Sticklin@ncagr.gov

19. Agriculture Recovery for Farmers

SL 2018-136; Subsection 6.1 (23)

Allocates \$50M to the Department of Agriculture and Consumer Services to assist farmers with recovery activities such as hay relief, pasture renovation, non-field farm road repair, best management practices renovations, reforestation efforts and to provide federal matches as needed.

Responsible Department and Agency

North Carolina Department of Agriculture & Consumer Services; Division of Soil & Water Conservation, NCFS

Funding Allocation Update

Appropriated	\$50,000,000.00
Expended	\$27,401,497.27
Obligated	\$5,074,088.84
Unobligated Balance	\$17,524,413.89

Summary of Activities

- 2019 Florence Reforestation Fund reimbursed 185 unduplicated landowners, 215 projects, 214 forestry practices on 7,897 acres.
- 2020 Florence Reforestation Fund reimbursed 245 unduplicated landowners, 274 projects, 635 forestry practices on 27,114 acres.
- 1790 bales of hay delivered to 25 farmers.

- d. 2021 Florence Reforestation Fund reimbursed 393 unduplicated landowners, 435 projects, 466 forestry practices on 17,935 acres.
- e. 2022 Florence Reforestation Fund reimbursed 575 unduplicated landowners, 644 projects, 991 forestry practices on 39,306 acres.
- f. 2023 Florence Reforestation Fund reimbursed 338 unduplicated landowners, 352 projects, 374 forestry practices on 15,057 acres.
- g. The Department has received applications from 76 local sponsors (counties, soil and water conservation districts, drainage districts, municipalities, and NGOs) to address restoration of critical drainage networks by removing vegetative debris and sediment deposited during Hurricane Florence that is impeding drainage. This is being done in close coordination with the USDA Emergency Watershed Protection Program. For sites approved for federal assistance, state funds are being used to provide the non-federal match to local sponsors.
- h. The Department received state funding to supplement federal funds to Emergency Conservation Program (ECP) payments, such that producers receiving ECP assistance may pay as little as 7 percent of eligible costs for covered activities.
- i. The Soil and Water Conservation Commission approved eight eligible cost share practices and allocations for soil and water conservation districts to contract with farmers and landowners to install best management practices to help address the damage that Hurricane Florence caused.
 - a. Winter Forage Crop Planting – This practice is intended to establish winter forage crops to replace lost livestock feed and to provide a late season receiving crop to enable livestock to manage waste going into the winter. Local soil and water conservation districts implemented 77 contracts of Winter Forage Crop replanting 4,957 acres of annual grass in 19 counties. All contracts have been completed and the program is closed.
 - b. Disaster Pasture Renovation – This practice is intended to restore pastureland and spray field vegetation that was damaged by flood waters. Local districts developed 173 contracts with farmers who are seeking assistance to restore 5,650 acres. 115 of these contracts have been implemented replanting 3,603 acres of pastureland in 24 counties. To date, 33 farmers have cancelled their contracts.
 - c. Disaster Lagoon Management - This program assists farmers with the costs of extraordinary actions needed to manage waste lagoons associated with livestock operations. Soil and water conservation districts have approved and implemented 126 contracts of Disaster Lagoon Management Incentive properly applying 134 million gallons of lagoon liquid in 13 counties. All contracts have been completed and the program is closed.

- d. Agricultural Pond Repair/Retrofit and Emergency Agricultural Pond Repair/Retrofit – These two practices assist farmers to repair or rebuild agricultural water supply ponds damaged during Hurricane Florence. Districts have approved 24 contracts in ten counties to repair damaged ponds. Repairs have been completed for 23 ponds.
- e. Non-field Farm Road Repair and Emergency Access Restoration – These two practices assist farmers to repair farm access roads that were damaged during Hurricane Florence. Local districts have developed 386 farm road repair contracts in 29 counties; farmers cancelled 51 of these contracts. To date 319 contracts have been completed.
- j. The Division developed design tools to expedite practice design and installation.
- k. The Division improved program delivery by implementing process improvements to speed contracting, construction certification and payment.
- l. The Division coordinates with USDA on road repair and pond repair projects to ensure federal and state funds are used cooperatively.

Performance Metrics (Cumulative since January 1, 2020)

- a. Average Time for Project Delivery by **NCFS Program**
 - o Average number of days from application to fund distribution.
 - Additional \$2.5M awarded to NCFS was announced December 2020. Applications began to receive allocation for project funding in January 2021.
 - o Average number of days from fund distribution to project commencement
 - Project funding is available immediately to landowners once funding is complete.
 - o Average number of days from project commencement to project completion
 - Landowners are required to complete projects before May 1, 2024, expiration date.
- b. Amount and % spent/obligated on administrative activities by Program.
 - o \$25,000 total obligated for administrative activities.
 - \$10,591.08/42% spent; \$14,408.92/58% obligated.
- c. Amount and % spent/obligated on behalf of recipients by Program.
 - o \$5,000,000 awarded for recipient allocation.
 - \$4,534,010.04/91% spent; \$0/0% obligated.
- d. Average Time for Project Delivery by **DSWC Program**
 - o Average number of days from application to fund distribution – 147 days.
 - o Average number of days from fund distribution to project commencement – 93 days

- o Average number of days from project commencement to project completion – 706 days
- e. Amount and % spent/obligated on administrative activities by Program.
\$331,184.76/1.66%
- f. Amount and % spent/obligated on behalf of recipients by Program.
\$19,960,392.77/98.34%

Recent Activities for Current Reporting Period (October - December 2023)

NC Forest Service Activities – Florence Reforestation Fund reimbursed 3 unduplicated landowners, 3 projects, 3 forestry practices on 186 acres for \$8,544. Florence Reforestation Fund program is complete.

Division of Soil & Water Conservation Activities

ECP - no activity to report in this reporting period.

Stream Debris – 9 one-year extensions were granted during this reporting period. 6 contracts ended or closed by December 31, 2023. Payments were issued to 4 sponsors during this reporting period.

Agricultural Pond Repair/Retrofit and Emergency Agricultural Pond Repair/Retrofit - No activity this reporting period.

Non-field Farm Road Repair and Emergency Access Restoration - no activities in this reporting period.

Pasture Renovation - no activities in this reporting period.

BMP Repair/Renovation - no activities in this reporting period.

* As of June 2022, DSWC reallocated \$3.25M from Florence. Eta received \$700,000 for stream debris removal and Fred received \$2.55M for stream debris removal.

Contact

Carrie Sticklin; 919-707-3034; Carrie.Sticklin@ncagr.gov

Department of Commerce

1. Grants to Repair, Replace and Build New Infrastructure

SL 2016-124 Section 4.1 (8)

Grants to local governments to assist with the repair or replacement of public infrastructure or for new infrastructure to support new residential structures in areas outside the 100-year floodplain. Infrastructure includes water, sewer, sidewalks, storm drainage, public buildings and other similar projects to aid with Hurricane Matthew, the western wildfires, and Tropical Storms Julia and Hermine.

Responsible Department and Agency

North Carolina Department of Commerce, Rural Economic Development Division

Funding Allocation Update

	Total	SL here
Appropriated		\$10,000,000.00

Expended	\$6,600,324.81
Obligated	\$3,399,675.19
Unobligated Balance	\$0.00

Summary of Activities

- a. Awarded 17 grants.
- b. Paid \$325,152 to OSBM for reporting requirements.
- c. \$6,660,324.81 has been paid to grantees through December 2022 based upon grantee requests for funds.
- d. Fifteen grantees have drawn down all funds and the grants are closed out. Only the grants awarded to Edgecombe County to support projects in Princeville remain open. The balance available for the Princeville projects is \$3,009,536.

Performance Metrics

- a. Average Time for Project Delivery by Program
 - o Average number of days from application to Contract-30 days
- b. Amount and % spent/obligated on administrative activities by Program. -Paid to OSBM- \$325,152-.03%
- c. Amount and 0% spent/obligated on behalf of recipients by Program. -\$0

Recent Activities for Current Reporting Period (October 2023- December 2023)

No payments were issued during this project period. Staff participated in meetings and calls with grantee and funder representatives for the Edgecombe County/Princeville projects. The department awarded two grants to support infrastructure projects in Princeville and both projects are under contract. The department will issue funds as eligible expenditures are incurred and requested by Edgecombe County.

Grantees have reported that 60,025 residential and non-residential units will benefit from infrastructure repairs/replacements.

Contact

Melody Adams, melody.adams@nccommerce.com

Department of Environmental Quality

1. Grants for Environmental Infrastructure – FINAL REPORT

SL 2016-124 4.1 (9)

The funding from this Session Law within the Division of Energy, Mineral, and Land Resources was used to address five separate projects in response to Hurricane Matthew. The first project addressed issues at Salvo Cemetery that occurred as a direct cause by Hurricane Matthew. Severe erosion began to impact the Salvo Day Use Cemetery in Dare County. Dare County installed a 230 feet vinyl bulkhead and armor stone along the sound front edges. This project was completed in June 2018. Projects two and three included the planning and implementation of controlled emergency breaches of Woodlake Dam in Moore County and Gables Dam in Cumberland County to render them safe. Both dams were severely damaged as a result of Hurricane Matthew threatening the life, health, safety and property of the downstream public. Projects one through three are complete. Projects four and five can be classified as Safety and Resilience projects that include dam overtopping studies of over 200 dams in the Neuse River Basin and approximately 50 dams in the Lumber River Basin. These studies include hydrology and hydraulic modeling to

determine likely storm sizes that could overtop the dams in the study population. This information allows the state and local governments to set priorities on responses to dams given limited personnel resources as well as monitor the need for dam modifications in the future. These two study projects are complete currently. This project with its tasks is complete.

Responsible Department and Agency

Department of Environmental Quality, Division of Energy, Mineral, and Land Resources

Funding Allocation Update

	Total	SL 2016-124 4.1
		(9)
Appropriated	\$3,229,487	
Expended	\$3,229,487	
Obligated	\$	
Unobligated Balance	\$ 0.00	

Summary of Activities

- DEQ/DEMLR/Dam Safety Implemented a controlled emergency breach of Woodlake Dam (Moore County)
- DEQ/DEMLR/Dam Safety Implemented a controlled emergency breach of Gables Dam (Cumberland County)
- Emergency Response, Safety and Resilient Overtopping study of over 260 dams in the Neuse and Lumber River Basins

Salvo Cemetery Bulkhead

- a. Dare County was the recipient of the funding.
- b. A contractor was selected, and design was prepared.
- c. Construction started in May 2018 and was completed in late June 2018.

Performance Metrics

1. Salvo Cemetery Bulkhead

Salvo Cemetery Bulkhead

- a. Average Time for Project Delivery by Program
Application by County made in early 2018. Contractor selected by County following State procurement rules.

Funds were distributed as specific tasks were completed. (1) bulkhead design, (2) securing permits, (3) construction of bulkhead and backfill of sand, (4) documentation of project completion. From start to finish approximately 8 months. This project is complete.

- b. Amount and % spent/obligated on administrative activities by Program.
- c. Amount and % spent/obligated on behalf of recipients by Program.

2. Woodlake Dam (Moore County)

a. Average Time for Project Delivery by Program

- i. Average number of days from application to fund distribution.
 - 1. Not applicable as project undertaken directly by DEQ.
- ii. Average number of days from fund distribution to project commencement
 - 1. Not applicable as project undertaken directly by DEQ.
- iii. Average number of days from project commencement to project completion
 - 1. Approximately two years as there was a lot of legal work that had to be done during this project by DEQ, State Construction, and the Attorney General's Office to meet state emergency, contracting, safety and regulatory guidelines. This project is complete.

b. Amount and % spent/obligated on administrative activities by Program.

This work was performed by DEQ with Time Limited Staff, Engineering Design Consultants and Contractors that worked directly for DEQ.

c. Amount and % spent/obligated on behalf of recipients by Program.
Not applicable.

3. Gables Dam (Cumberland County)

a. Average Time for Project Delivery by Program

- i. Average number of days from application to fund distribution.
 - 1. Not applicable as project undertaken directly by DEQ.
- ii. Average number of days from fund distribution to project commencement
 - 1. Not applicable as project undertaken directly by DEQ.
- iii. Average number of days from project commencement to project completion
 - 1. Approximately two years as there was a lot of legal work that had to be done during this project by DEQ, State Construction, and the Attorney General's Office to meet state emergency, contracting, safety and regulatory guidelines. This project is complete.

- b. Amount and % spent/obligated on administrative activities by Program.

This work was performed by DEQ with Time Limited Staff, Engineering Design Consultants and Contractors that worked directly for DEQ. Less than 5% was used toward administrative activities.

- c. Amount and % spent/obligated on behalf of recipients by Program.

Not applicable.

4. Neuse River Basin Dam Overtopping Study

- a. Average Time for Project Delivery by Program

- i. Average number of days from application to fund distribution.

- 1. Not applicable as project undertaken directly by DEQ.

- ii. Average number of days from fund distribution to project commencement

- 1. Not applicable as project undertaken directly by DEQ.

- iii. Average number of days from project commencement to project completion

- 1. Approximately three years as this work involved digital scanning of existing dam files, development of a dams database with the US Army Corps of Engineers, surveying of dams, development of the study model, implementation of the study model and contracting with five Engineering Consulting Firms to assist in performing the computer dam models. Future projects will move forward much faster as a result of the infrastructure this project set up. This project was completed in October of 2020 and the final report was published in March of 2021. All contractual payments have been completed and this project is complete.

- b. Amount and % spent/obligated on administrative activities by Program.

This work was performed by DEQ with three Time Limited Staff, existing staff and

Contracted engineering firms. Less than 5% was used toward administrative activities.

- c. Amount and % spent/obligated on behalf of recipients by Program.

Not applicable.

5. Lumber River Basin Dam Overtopping Study

- a. Average Time for Project Delivery by Program

- i. Average number of days from application to fund distribution.

- 1. Not applicable as project undertaken directly by DEQ.

- ii. Average number of days from fund distribution to project commencement

- 1. Not applicable as project undertaken directly by DEQ.

iii. Average number of days from project commencement to project completion

1. Approximately 12 months as this work involved surveying of dams, implementation of the study model and contracting with three Engineering Firms to assist in performing the computer dam models. This project took place much quicker than project 4 due to taking advantage of the process initially developed by project 4. This project is complete.

b. Amount and % spent/obligated on administrative activities by Program.

This work was performed by DEQ with three Time Limited Staff, existing staff and Contracted engineering firms. Less than 5% was used toward administrative activities.

c. Amount and % spent/obligated on behalf of recipients by Program.

Not applicable.

Recent Activities for Current Reporting Period

Dam Overtopping Hydrology and Hydraulic (H&H) Study

The purpose of this study is to deliver hydrologic and hydraulic (H&H) computer modeling, modeling reports/results, and a database to house the data collected from the H&H studies for 210 dams housed in the Neuse River Basin and 51 dams in the Lumber River Basin. The data, reports, and models collected from these targeted dams (high hazard and larger impoundments) are generated and available for use by the North Carolina Emergency Management Emergency Operations Center (NCEM EOC), Division of Energy, Mineral, and Land Resources (DEMLR), US Army Corps of Engineers (USACE), Local Emergency Management services and other State & Local agencies. This information will provide more complete and accurate data that could be used for emergency flood response, such as the amount and intensity of precipitation that it would take to overtop dams. This data may also be used to prepare for extreme flooding events, emergency response during the events, advise dam owners to draw down water levels behind structures in advance to a storm event to help with flash flooding and flood control, and to alert emergency management personnel of potential hazards before and during events.

This study is part of a larger project that also includes digitizing all historical data and engineering documents supported by a geodatabase currently being constructed by the USACE for our DEMLR Dam Safety Program to further enhance information availability, improve emergency response and contribute to our overall State resilience efforts.

Summary of Work:

The study for both the Neuse Basin and Lumber Basin are complete. The Volume comprising the 210 dams in the Neuse Basin has been published for download by Local and State EM with the following Laserfiche Link.

<https://edocs.deq.nc.gov/EnergyMiningLandResources/Browse.aspx?dbid=0&startid=17>

The Volume comprising the 51 dams in the Lumber Basin is complete and going through final technical edits. This Volume is also complete.

Contact

W.E. Toby Vinson, Jr., PE, DEMLR Chief of Program Operations, 919-707-9201,
toby.vinson@ncdenr.gov

Contact

Dr. Kenneth B. Taylor, PG, State Geologist and Section Chief, (919) 707-9211,
kenneth.b.taylor@ncdenr.gov

*Includes Salvo Cemetery Funds

2 Grants for Environmental Infrastructure

SL 2016-124 4.1 (9)

The intended purpose of this program was to provide assistance to businesses and individuals who suffered financial loss due to impacts of Hurricane Matthew (primarily flooding related) to underground storage tank (UST) systems.

Responsible Department and Agency

Department of Environmental Quality, Division of Waste Management

Funding Allocation Update

<hr/>	
Total	SL 2016-124 4.1
	(9)
<hr/>	

Appropriated	\$650,000.00
Expended	\$595,680.49
Obligated	\$ 0.00
Unobligated Balance	\$ 54,319.51

Summary of Activities

- Nineteen applications received totaling \$685,640 in requested reimbursements.
- Applicants include twelve petroleum business facilities, three school facilities, three private residences, and one municipal utility system.
- Nineteen (19) applications have been approved and paid totaling approximately \$595,680.
- Work has been fully completed at all sites. (Four applications containing costs not related to petroleum USTs have been wholly or partially denied.)
- The final payment from the program (for Robeson County Board of Education) was approved and processed on 8/1/19. Final payment was made on 8/6/19. This closes out DWM's projects funded by Hurricane Matthew disaster funds.

Performance Metrics

- Average Time for Project Delivery by Program
 - Average number of days from application to fund distribution.
 - 21 days after submittal of all required documentation.
 - Average number of days from fund distribution to project commencement
 - The program was designed as a reimbursement program, not one by which DWM awarded grants or contracted directly for work required.
 - Average number of days from project commencement to project completion
 - The time required and the project schedules varied greatly and were not controlled by DWM. (Some projects were already completed and seeking reimbursement. Others required multi-month work scopes with phased reimbursements as work was documented complete.)
- Amount and % spent/obligated on administrative activities by Program.
 - DWM treated the program as an additional duty and did not expend any grant monies for administrative activities.
- Amount and % spent/obligated on behalf of recipients by Program.
 - DWM spent 91.64% of the program award to reimburse claimants. 8.36% of the program award was to be released for use by other agencies after 8/16/19.

Recent Activities for Current Reporting Period

(April 2022 – June 2022) The projects funded through this program are all completed; no activity since 8/16/19.

Contact

Vance Jackson
919-707-8262 (O)
919-538-2830 (C)
vance.jackson@ncdenr.gov

3. Grants for Environmental Infrastructure

SL 2016-124 4.1 (9)

Funding (grants) for disaster-related infrastructure for water and wastewater utilities.

Responsible Department and Agency

Department of Environmental Quality, Division of Water Infrastructure

Funding Allocation Update

	Total	SL 2016-124 4.1 (9)
Appropriated		\$5,470,209
Expended		\$4,467,008
Obligated		\$1,003,201
Unobligated Balance		\$0

Summary of Activities

Projects include:

- Pump station improvements to make water or sewer infrastructure more resilient to flooding.
- Rehabilitating or replacing existing gravity sewer to minimize impacts to capacity from storm water or groundwater getting into the system.
- Moving a municipal drinking water well out of the flood plain

Performance Metrics

- Average Time for Project Delivery by Program
 - Average number of days from receipt of payment application to fund distribution is seven working days when all required documentation is submitted.
 - Average number of days from project commencement to project completion varies by project. Most of the construction projects have been impacted by subsequent hurricanes and COVID-19.
- None of the funding has been spent/obligated on administrative activities by Program.

- All of the funding has been spent/obligated on behalf of recipients by Program.

Recent Activities for Current Reporting Period (October – December 2023)

Completed projects include Dublin, Elizabeth City, Enfield, Fair Bluff (wastewater), and Neuse Regional WSA. No updates available for Benson. For the Fair Bluff drinking water well project, Engineering Design is approximately 65% complete and hydraulic modeling services are approximately 90% complete. For Wadesboro the project is approximately 97% complete.

Applicant Name	Project Name	State Grant Disaster Recovery (SL. 2016-124 4.1(9))	Expended
Benson, Town of	Main Street Sewer Rehabilitation	\$875,000	\$815,316
Dublin, Town of *closed*	Lyons Landing Lift Station Rehabilitation	\$107,532	\$107,532
Elizabeth City, Town of *closed*	Herrington Road Gravity Sewer Replacement	\$995,000	\$995,000
Enfield, Town of *closed*	Raw Water Pump Station Improvements	\$99,785	\$99,785
Fair Bluff, Town of *closed*	Pump Station Flood Resiliency Improvements	\$1,341,553	\$1,341,553
Fair Bluff, Town of (#38687)	Relocation of Drinking Water Well #2	\$1,031,409	\$240,302
Neuse Regional WSA *closed*	NRWSA Pump Station Improvements	\$19,930	\$19,930
Wadesboro, Town of (#38684)	Burns Street Basin Sewer Rehabilitation	\$1,000,000	\$847,590
Total		\$5,470,209	\$4,467,008

Contact

Stephanie Suter

Deputy Director, [Division of Water Infrastructure](#)

North Carolina Department of Environmental Quality

Office: (919) 707-9044 | Cell: (984) 800-7679

stephanie.suter@deq.nc.gov

4 Coastal Beach and Dredging Needs Assessment SL 2018-136 6.1 (18)

Funds were used to compensate municipalities for surveys of beaches and channels completed because of hurricane related damage. Additionally, these funds will be used to conduct an analysis of dredge material placement sites in support of an overall statewide coastal dredged material management plan (DMMP).

Responsible Department and Agency

Department of Environmental Quality, Division of Water Resources

Funding Allocation Update

	Total SL 2018-136 6.1 (18)
Appropriated	\$2,000,000.00
Expended	\$ 407,805.46
Obligated	\$ 0.00
Unobligated Balance	\$1,592,194.54

Summary of Activities

- a. Surveys have been completed and funds have been distributed as follows:
 - Bald head Island \$54,907.14,
 - Oak Island \$63,549.00,
 - Kill Devil Hills \$12,047.54,
 - Holden Beach \$21,264.00,
 - Dare County \$1,400.00,
 - Bogue Banks \$126,800.00, and
 - North Topsail \$71,838.32.
- b. A Scope of Work has been drafted in cooperation with the USACE, DWR, and DCM for submittal for the development of a DMMP. The State of North Carolina and the U.S. Army Corps of Engineers (USACE) are partnering, under Section 22 – Planning Assistance to States (PAS) under the “comprehensive plan” category, to conduct analysis of dredge material placement sites. The Phase 1 of the project will be a 50/50 cost share with \$133,000.00 in State funds to complete Phase 1.
- c. The DMMP PAS has been signed by the state and USACE and the funds have been disbursed to the USACE.
- d. The USACE has begun to reach out to local stakeholders to determine their dredging and dredge spoil site needs along the Intercoastal Waterway.
- e. The USACE has begun to contact property owners of existing potential spoil sites along the Intercoastal waterway.
- f. The USACE completed the Phase 1 of the report and have provided it to the State and the information has been provided to coastal stakeholders at multiple meetings (NCBIWA, Long Term MOA quarterly meetings, and Coastal Resource Commission).
- g. Phase 2 scope was developed and agreed upon by the State and USACE.
- h. Cost Share agreement between the State and USACE was signed, and funds (\$56,000) were distributed to the USACE.

Performance Metrics

- Average Time for Project Delivery by Program
 - Average number of days from application to fund distribution: 120 days: The applications were completed on 3/31/19 and all survey funds were distributed by 11/18/2019. However, most of the project funds were distributed within four months of receiving applications.
 - Average number of days from fund distribution to project commencement: Not applicable: Funds were distributed by 11/18/2020 but municipalities were being reimbursed for projects already completed.
 - Average number of days from project commencement to project completion: Not applicable: the project commencement dates are not available because the projects were completed at the date of fund disbursement.

- Amount and % spent/obligated on administrative activities by Program. Not applicable.

- Amount and % spent/obligated on behalf of recipients by Program. Not applicable.

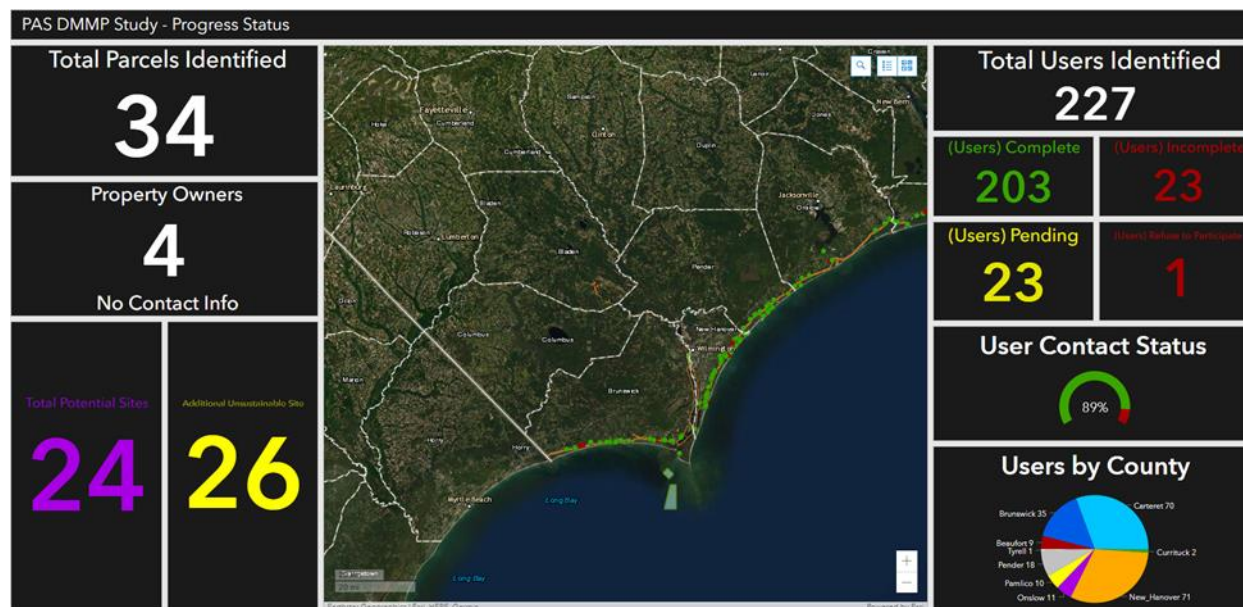
Recent Activities for Current Reporting Period

DWR has partnered with USACE through the Planning Assistance to States (PAS) program in which USACE provided a 50% match of \$133,000 to complete the Dredge Material Management Plan (DMMP). A scope of work for the DMMP was approved by the USACE Planning and Environmental Branch. The agreement between the state and USACE has been finalized and a payment has been provided to the USACE. The USACE has begun development of the database, contacting stakeholders along the ICWW to obtain dredging needs, and contacting potential spoil site property owners. The State and USACE have begun discussions to develop the scope of work for Phase 2 of the DMMP to determine dredging needs over the next 20 years. Although pictures cannot be provided of a final product some preliminary images of the location of the marinas and numbers of marina contacted by the USACE staff are attached. The Phase 1 information.

The cost share agreement for Phase 2 has been signed and the State matching funds (\$56,000) have been distributed to the USACE.

Contact

Kevin Hart
 919-707-3607
Kevin.Hart@ncdenr.gov



5 Emergency Watershed Protection Program Match – CLOSED – Final Update SL 2018-138 1.3 (6)

Division of Coastal Management

The Division of Coastal Management has been granted federal assistance under the Emergency Watershed Protection (EWP) program, Natural Resources Conservation Service (NRCS) to restore damages caused by Hurricane Florence. The project focus is removal of destroyed docks, decks, bulkheads, displaced vessels, and other shoreline structures that resulted in widespread marine debris in coastal waterways and on public trust properties from Brunswick County north through Carteret. Debris removal was prioritized through field mapping conducted by NRCS with assistance from the Division. As of February 2, 2020, NRCS and the Division entered into an agreement that includes a total project budget of \$2,416,884.00. This includes \$543,120 in non-federal match. \$250,000 of this match is from the Florence Disaster Bill (SL2018-138) and the \$293,120 is from lapsed salary from the Department of Environmental Quality. Work began in July 2020 and by the end of the EWP project in September 2021, over 1,254,280 pounds of debris, not including weights of 24 abandoned storm-displaced vessels, had been removed from State owned and public lands and waters. Although the federal support for this project has ended, the project continued until December 31, 2021, with leftover match funds from SL2018-138.

Responsible Department and Agency

Department of Environmental Quality, Division of Coastal Management

Funding Allocation Update

	Total SL 2018-138 1.3 (6)
Appropriated	\$250,000
Expended	\$250,000
Obligated	\$0
Unobligated Balance	\$0

Summary of Activities

- a. A contract with the North Carolina Coastal Federation to conduct the debris removal work was finalized on 15 June 2020.
- b. June 2020 – July 2020: The Division and Coastal Federation coordinated on project logistics, including prioritization of debris removal.
- c. July 2020 – June 2021: Debris and vessel removal conducted in New Hanover, Onslow, Pender, Craven, Carteret, and Brunswick counties.
- d. July 2021 – September 2021: Debris and vessel removal continued and ended on 31 August 2021.
- e. 10 September 2021 – December 2021: The EWP project ended, and clean-up activities resumed with the remaining state matching funds of \$27,760.19. Clean-ups were complete on December 31, 2021.
- f. March 2022 – May 2022: The final bill submitted to the Division by the Coastal Federation was submitted and paid and the contract was closed.

Performance Metrics

- a. Average Time for Project Delivery by Program
 - i. Average number of days from application to fund distribution: 454 days (November 7, 2018 – February 4, 2020)
 - ii. Average number of days from fund distribution to project commencement: 160 days (February 4, 2020 – July 15)
 - iii. Average number of days from project commencement to project completion: 696
- b. Amount and % spent/obligated on administrative activities by Program: 0
- c. Amount and % spent/obligated on behalf of recipients by Program. \$27,760.00 and \$27,760.00 spent.

Recent Activities for Current Reporting Period (Oct – Dec 2023)

During the reporting period, the contractor submitted payment for the final bill to the and the contract was closed.

Contact

Paula Gillikin, 252-838-0886, paula.gillikin@ncdenr.gov

6 Landslide Mapping

SL 2018-5 5.6(b)(2) a

Funding was authorized to establish a Landslide Mapping Team in the N.C. Geological Survey Section of DEMLR. The program has four operational areas: Landslide Inventory Mapping, Landslide Susceptibility Mapping, Landslide Emergency Response, and Other Activities. The team studies landslide impacts and effects and impacts on individuals, property, residences, and infrastructure. The Team's Customers are County and Municipal Governments, County and Municipal Planners, Council of Governments, County and State Emergency Management, Native American Tribal Organizations, and the citizens of North Carolina, especially western North Carolina.

Responsible Department and Agency

Department of Environmental Quality, Division of Energy, Mineral and Land Resources

Funding Allocation Update

	Total	SL 2018-5 5.6(b)(2) a
Appropriated		\$3,600,000.00
Total Expended		\$1,804,734.73
Obligated		
Unobligated Balance		\$1,795,265.27

Summary of Activities

- Landslides tend to occur near where they have occurred previously. The Team conducts landslide inventory mapping in western North Carolina Counties through in-house mapping and contract mapping by Appalachian Landslide Consultants, PLLC (ALC). The mapped landslide features are recorded in the N.C. Geological Survey's landslide geodatabase.

County Progress:

1. **Polk County:** 921 landslides, 685 outlines of areas affected by landslides, and 287 deposits from past landslide activity.
2. **Rutherford County:** 1,607 landslides, 1,391 outlines of areas affected by landslides and 603 deposits from past landslide activity to date.
3. **Transylvania County:** 1022 landslides, 699 outlines of areas affected by landslides and 271 deposits from past landslide activity to date.
4. **McDowell County:** 399 landslides, 303 outlines of areas affected by landslides and 56 deposits from past landslide activity to date.

- Developed a publicly available web-based landslide map viewer that includes landslide inventory, landslide susceptibility, potential debris flow pathway maps for western N.C., as well as a users' guide and landslide education materials under contract with UNC-Asheville NEMAC (National Environmental and Modeling and Analysis Center) <http://landslidesncgs.org/>

Landslide Susceptibility Mapping

Probability of Sliding (where landslides may start) and Potential Debris Flow Pathways (where landslide may go) models are complete and posted on the web viewer for Macon, Henderson, Buncombe, Watauga, Polk, and Rutherford Counties. Preliminary landslide susceptibility and potential debris flow pathway models are complete for 17 additional western N.C. counties. Listed by population density: Cleveland, Burke, McDowell, Caldwell, Haywood, Jackson, Transylvania, Avery, Mitchell, Ashe, Cherokee, Yancy, Clay, Madison, Allegheny, Graham, Swain.

Landslide Emergency Response

Ongoing emergency response to landslides when tasked by the State Division of Emergency Management or requested by county emergency managers. *There have been 367 landslide responses in 22 western North Carolina Counties entered into the landslide geodatabase to date. Listed Alphabetically: Ashe (3), Buncombe (39), Burke (5), Cherokee (4), Clay (1), Graham (1), Haywood (48), Henderson (11), Jackson (25), Macon (45), Madison (7), McDowell (12), Mitchell (3), Montgomery (1), Orange (1), Polk (51), Rutherford (24), Swain (72), Transylvania (5), Watauga (6), Wilkes (1), Yancey (2).*

Other Activities

Ongoing outreach and education on landslide hazards to county government, municipal governments, state agencies, property owners, and professional organizations.

Ongoing operation and maintenance of landslide monitoring equipment (precipitation gauges, movement monitors) at 9 sites in western North Carolina in collaboration with the U.S. Geological Survey.

Ongoing coordination with the National Weather Service on identifying and forecasting weather conditions related to landslides, and public advisories in public weather statements and briefings.

Performance Metrics

- a. Average Time for Project Delivery by Program

NEMAC Website Development Contract – 3 years complete.

NEMAC Support Contract – began July 1, 2022, ends June 30, 2027.

ALC Contract:

1. **Polk County:** Task Orders 1 and 2 mapping complete; final data reviewed and in the landslide geodatabase.
2. **Rutherford County:** Task Order 3 and 4 field mapping is complete; final data reviewed and in the landslide geodatabase.
3. **Transylvania County:** Task Order 5 work began 1/3/2022 and is expected to conclude 03/31/2024.
4. **McDowell County:** Task Order 6 issued 11/2/2022. Work began 09/30/2024.
- 5.

Recent Activities for Current Reporting Period (October - December 2023)

- a. Field and remote mapping of landslides and QC review of Transylvania County Task Order 5 in progress with estimated March 2024 completion.
- b. 9 inquiries regarding landslide response, landslide risk, sinkhole hazards, and public relations.
- c. 257 landslide features mapped in McDowell County.
- d. Ongoing outreach and education on landslide hazards to county government, municipal governments, state agencies, property owners, and professional organizations.
- e. Ongoing operation and maintenance of landslide monitoring equipment (precipitation gauges, movement monitors) at 9 sites in western North Carolina in collaboration with the U.S. Geological Survey.
- f. Ongoing coordination with the National Weather Service on identifying and forecasting weather conditions related to landslides, and public advisories in public weather statements and briefings.

Contact

David Korte, P.G. – Senior Geologist for Engineering Geology and Geologic Hazards, N.C. Geological Survey Section, DEMLR, e-mail: David.Korte@ncdenr.gov [828-296-4540 office].

7 Commercial Fishing Assistance

SL 2018-136 6.1 (19) and SL 2018-138 1.3 (5)

The Commercial Fishing Assistance program was designed to help make up for the losses to the state's nearly billion-dollar commercial fishing industry due to the storm. Compensation based on income losses from September, October and November harvest reductions due to Hurricane Florence as documented by state harvest records.

Responsible Department and Agency

Department of Environmental Quality, Division of Marine Fisheries

Funding Allocation Update

	Total	SL 2018-136 6.1	SL 2018-138 1.5
	(19)	(5)	
Appropriated	\$1,600,000		\$ 10,000,000.00
Expended	\$1,600,000		\$ 9,940,611.32
Obligated	<u>\$0.00</u>		<u>\$ 0.00</u>
Unobligated Balance	\$0.00		\$ 59,388.68

Summary of Activities

- e. 1,782 award letters were mailed to eligible Commercial Fisherman for September landings.
- f. 728 checks disbursed for September losses totaling \$3,568,446.09.
- g. 1,829 letters were mailed to eligible Commercial Fisherman for October and November landings.
- h. 1,041 checks disbursed for October and November losses totaling \$7,456,025.99.
- i. An additional final check write was sent out on 6/12/19 to 1,176 fishermen who participated in the program totaling \$450,000.

Performance Metrics

- e. Average Time for Project Delivery by Program
 - Average number of days from application to fund distribution – There was no application process for these funds. Legislation was enacted on 10/16/18 (\$1.6 million) & 12/3/18 (\$10 million). The first phase of fund distribution was for September losses and occurred over multiple check writes between 1/31/19 and 5/13/19. The second phase of fund distribution was for October and November losses and occurred over multiple check writes between 4/3/19 and 5/13/19. The third phase and final phase of fund distribution covered the months of September, October and November and was sent out to exhaust the existing funds from the assistance program on 6/12/19.
 - Average number of days from fund distribution to project commencement – The legislation was enacted on 10/16/18 and 12/3/18 and the first funds were distributed on 1/31/19, approximately 60 days.
 - Average number of days from project commencement to project completion – The legislation was enacted on 10/16/18 and 12/3/18 and final checks were distributed on 6/12/19, approximately 180 days.
- f. Amount and % spent/obligated on administrative activities by Program. \$66,139.34 was expended on administrative activities/0.57%
- g. Amount and % spent/obligated on behalf of recipients by Program. \$11,474,472.08 distributed to Commercial Fishermen/98.9%

Recent Activities for Current Reporting Period (October-December 2023)

This program resulted in a total of 2,945 individual checks to 1,176 fishermen totaling \$11,474,472.08. This program was able to cover 85.4% of September losses, 91.76% of October losses, and 82.29% of November losses. (January – March 2020) The program was completed.

Contact

Beth Govoni, Administrative & Maintenance Services Section Chief
(252) 808-8005 office
Beth.Govoni@ncdenr.gov

8 Disaster Recovery for Coastal Reserves

SL 2019-250 1.2 (9)

This appropriation supports disaster recovery at the DEQ Division of Coastal Management’s N.C. Coastal Reserve sites, specifically, “repair, restoration, and related environmental disaster recovery activities.” With ten sites located along the coast of N.C., the Coastal Reserve sites received direct impacts from Hurricanes Florence and Dorian such as erosion and deposition on oceanfront and estuarine shorelines, grounded vessels at the Rachel Carson and Masonboro Island Reserves, significant accumulation of large marine debris such as lumber, floating docks and pilings, downed trees blocking trails and roads at 5 reserve sites, missing signs, and damage to the boardwalk at the Currituck Banks and Rachel Carson Reserves. The Reserve’s operational budget does not include funding for disaster recovery and these funds are complementing federal funds and partner contributions to complete recovery activities and prepare for the upcoming storm season.

Responsible Department and Agency

Department of Environmental Quality, Division of Coastal Management

Funding Allocation Update

	Total	SL 2019-250 1.2 (9)
Appropriated		\$50,000.00
Expended		\$50,000.00
Obligated		\$0
Unobligated Balance		\$0.00

Summary of Activities

To date, this appropriation has supported clean-up of trails at 4 reserve sites, allowing the sites to reopen safely to the public in fall 2019. This included supplies and travel for downed tree removal and hiring a contractor to remove a hazardous tree. A contract is completed with Atlantic Coast Marine Group (\$40,500) to remove a Dorian-stranded vessel at the Masonboro Island Reserve and large pieces of marine debris at the Rachel Carson and Masonboro Island

Reserves (end date of June 30, 2021). Replacement signs and supplies for the 2020 storm season were purchased. Plants were purchased and planted to help restore the storm-damaged Rachel Carson Reserve bird rookery habitat. Remaining funds are being used to purchase storm supplies for the 2022 season.

Performance Metrics

- a. Average Time for Project Delivery by Program
 - i. Average number of days from application to fund distribution – 143.
 - ii. Average number of days from fund distribution to project commencement - 0
 - iii. Average number of days from project commencement to project completion -1095 (anticipated completion June 30, 2022)
- b. Amount and % spent/obligated on administrative activities by Program. - \$0
- c. Amount and % spent/obligated on behalf of recipients by Program. – 49,191.00

Recent Activities for Current Reporting Period (October - December 2023)

Storm supplies were purchased in preparation for the 2022 storm season including gloves, trash bags, and gear sleds for debris removal.

Contact

Rebecca Ellin, rebecca.ellin@ncdenr.gov, 252.838.0880

9 Various Projects within DEQ (Surry County)

SL 2019-224 2.1 (3)

The North Carolina General Assembly appropriated funds to the Department of Environmental Quality (DEQ) to assist Surry County with the construction of three stream stabilization projects. The law appropriating these funds, Session Law 2019-224 (The Disaster Recovery Act) requires the Department to make quarterly reports on disbursements for this purpose. Attached are reports covering the third quarter of FY 2021-2022.

Responsible Department and Agency

Department of Environmental Quality, Division of Water Resources

Funding Allocation Update

	Total	SL 2019-224 2.1 (3)
Appropriated	\$3,000,000	
Expended	\$3,000,000	
Obligated	\$0.00	
Unobligated Balance	\$0.00	

Summary of Activities

- a. Cedar (Camp) Creek: Construction is nearly complete. Engineer and contractor are in the process of going through any punch list items that may remain. As-built plans are being completed and post

survey information has been collected. As-built information will be sealed by the PE and sent to the Dam Safety per permitting requirements. See attached photo log.

Performance Metrics

- a. Average Time for Project Delivery by Program
 - o Average number of days from application to fund distribution: 112 days. The applications were completed on 12/30/2019 and 1/8/2020 and the quarterly disbursement of funds began on 4/22/2020.
 - o Average number of days from fund distribution to project commencement: 14. Quarterly disbursement of funds began on 4/22/2020 and the projects are underway.
 - o Average number of days from project commencement to project completion: 730 days: Projects generally take at least two years to complete.
- b. Amount and % spent/obligated on administrative activities by Program. Not applicable.
- c. Amount and % spent/obligated on behalf of recipients by Program. Not applicable.

Recent Activities for Current Reporting Period (October- December 2023)

The State & Local Projects section (S&L) of the Water Resources Development Grant Program (WRDG) has conducted several program and contract administration activities during the current reporting period. Below is an overview of recent activities and accomplishments:

- Processed and delivered revised award letters to grantees for two S&L projects that were recommended for funding as part of the Spring 2021 application cycle.
- Completed DEQ contract and requisition request process for three Spring 2021 S&L projects that were recommended for funding.
- Processed 10 contract amendment requests for S&L, NRCS-EQIP and Special Appropriation projects to change accounting information in existing purchase orders to new Special Fund codes per SL 2021-180.
- Conducted grant close-out site activities for three projects that were completed during this reporting period. These projects have provided environmental, economic, social and regional benefits to the landowners and communities in which these projects were completed.
- Processed four reimbursement payments for local government grantees.
- Updated Spring 2022 S&L and NRCS-EQIP Guidelines, Reimbursement Instructions, application spreadsheet

Contact

Amin Davis
State & Local Projects Manager
Water Resources Development Grant Program
919-707-9132
Amin.Davis@ncdenr.gov

10 Various Projects within DEQ – Coastal Storm Damage Mitigation Fund SL 2019-224 2.1 (3)

The funding comes from [Session Law 2019-224](#) which allocated \$11.5 million to the Division of Water Resources' Coastal Storm Damage Mitigation Fund. Funding may only be used for costs associated with beach nourishment, artificial dunes, and other projects to mitigate or remediate coastal storm damage to the ocean beaches and dune systems of the State.

Responsible Department and Agency

Department of Environmental Quality, Division of Water Resources

Funding Allocation Update

	Total	SL 2019-224 2.1 (3)
Appropriated	\$11,500,000.00	
Expended	\$ 11,500,000.00	
Obligated	\$ 0	
Unobligated Balance	\$ 0	

Summary of Activities

- Program guidelines and applications were developed to provide to coastal communities.
- Guidelines and applications were sent to coastal communities on February 28, 2020.
- A press release was sent on March 3, 2020, to announce the funding opportunity.
- Applications were accepted until April 30, 2020.
- A committee was formed to review applications.
- Applications were reviewed, and award letters were distributed.
- Contracts have been executed for all the projects.
- Partial payments have been distributed for 9 projects.

Performance Metrics

- Average Time for Project Delivery by Program
 - Average number of days from application to fund distribution: to be determined.
 - Average number of days from fund distribution to project commencement: to be determined.
 - Average number of days from project commencement to project completion: to be determined.

- Amount and % spent/obligated on administrative activities by Program. Not applicable.
- Amount and % spent/obligated on behalf of recipients by Program. Not applicable.

Recent Activities for Current Reporting Period (October-December 2023)

Nine Local governments were notified of their award amounts and provided the information required to execute a contract so funds can be disbursed. Contracts for all 9 projects have been finalized and funds are being dispersed on a quarterly basis. Quarterly payments to all of the projects have been distributed to the local governments as of January 6, 2022. The following list shows the nine awarded projects, total awarded funds, and distributed funds (as of April 7, 2022).

Project	Funds Distributed (as of 1/6/2022)	Award total
Town of Holden Beach	\$106,000.00	\$106,000.00
Town of Oak Island	\$672,117.98	\$1,344,235.96
Town of Surf City	\$1,365,573.03	\$1,365,573.03
Town of Southern Shores	\$1,408,247.19	\$1,408,247.19
Town of Nags Head	\$1,408,247.19	\$1,408,247.19
Town of Kitty Hawk	\$1,056,185.44	\$1,408,247.19
Town of Duck	\$1,450,921.35	\$1,450,921.35
Town of Kill Devil Hills	\$1,450,921.35	\$1,450,921.35
County of Dare Buxton	\$1,557,606.74	\$1,557,606.74
	\$10,438,480.52	\$11,500,000.00

Pictures

Pictures were submitted with the last quarterly report for the Town of Holden Beach and Surf City projects since they were completed. At this time there are no pictures for the Dare County, Southern Shores, Nags Head, Duck, Kitty Hawk, and Kill Devil Hill projects as they are expected to start in the spring of 2022. Pictures are not available for the Oak Island project as the expected start date is fall 2022.

Contact

Kevin Hart
 919-707-3607
Kevin.Hart@ncdenr.gov

11 Various Projects within DEQ – Division of Coastal Management SL 2019-224 2.1 (3)

The purpose of this program is to help increase the resilience of N.C.'s coastal communities and natural resources. Part I. *Creating a State Framework for Coastal Resilience Planning & Project Readiness* will fund local vulnerability assessments, develop construction-ready projects, and complete at least one ecosystem restoration or enhancement project. Part II. *Collaborative Resilience Planning and Engineering to Strengthen Ecosystems at the Rachel Carson Reserve* will build upon an existing vulnerability assessment to develop a resilience plan that will help strengthen ecosystems at the Rachel Carson Reserve, which protects the Town of Beaufort. The program will leverage a \$1.14 million federal matching grant to complete these tasks.

Responsible Department and Agency

Department of Environmental Quality, Division of Coastal Management

Funding Allocation Update

	Total	SL 2019-224 2.1 (3)
Appropriated	\$1,350,000	
Expended	\$476,756	
Obligated	\$745,000	
Unobligated Balance	\$128,244	

Part I. State Framework for Coastal Resilience Planning and Project Readiness

Summary of Activities

These funds were used as match for two competitive proposals to the National Fish and Wildlife Foundation (NFWF), and both proposals were funded for a total of \$1,855,860. DCM is partnering on this project with the N.C. Office of Recovery and Resiliency, N.C. Sea Grant, and The Nature Conservancy. DCM designed and launched the NC Resilient Coastal Communities Program ([RCCP](#)) in October 2020, which consists of four phases:

- Phase 1: Community Engagement and Risk & Vulnerability Assessment
- Phase 2: Planning, Project Selection and Prioritization
- Phase 3: Engineering and Design
- Phase 4: Implementation

Performance Metrics

- 10 contracts completed with 10 subgrantees to provide Phases 1 & 2 technical assistance to 26 communities. Work has been completed and final deliverables received including 26 Community Resilience Strategies containing more than 130 prioritized resilience projects.
- 20 local government grant contracts executed for Phase 3 engineering & design. 19 projects are completed and 1 is ongoing.

- 5 local government grant contracts being executed for Phase 4 construction. Work to begin summer 2023. Work expected to be completed in August 2024.
- 9 contracts being executed with 9 subgrantees to provide Phases 1 & 2 technical assistance to 15 communities. Work to begin summer 2023. Work expected to be completed by May 2024.

Recent Activities for Current Reporting Period (Oct-Dec 2023)

Some of the work under Phase 3 Engineering and Design (E&D) sub-awards has required time extensions. Nineteen communities have completed work, and one is ongoing. Completed Engineering & Design Projects include:

- Town of Aurora- Wetland Restoration at Wastewater Treatment Plant
- Beaufort County- Low-Impact Development at Beaufort County Community College
- Belhaven- Whyne's Gut Tidal Gates & Flood Attenuation
- Bertie County- Cashie River Drainage System
- Cape Carteret- Flood Mitigation Planning Project
- City of New Bern- Duffyfield Community Resilience Improvement-Basin Restoration and Enhancement
- City of Washington- Jack's Creek Floodplain and Greenway Improvements
- Craven County- Living Shoreline Prioritization and Engineering
- Dare County (Hatteras Village)- Hatteras Village Stormwater Improvements
- Hyde County (Ocracoke)- Ocracoke Stormwater Management Plan
- Pine Knoll Shores- Nature-Based Stormwater Solutions
- Town of Duck- Duck Neighborhood Floodwater Management Plan
- Town of Hertford- Jennies Gut Drainage Improvement Feasibility Study
- Town of Leland- Mallory Creek Drive Drainage Improvement
- Town of Nags Head- Drainage Infrastructure Improvements
- Town of Sunset Beach- Green Infrastructure-40th Street Erosion
- Town of Swansboro- Water Street Rehabilitation
- Topsail Island (Surf City, Topsail Beach, and North Topsail Beach)- Topsail Island Roadside Stormwater Project
- Vandemere- Improving Stormwater Culverts and Drainage

All contracts have been executed for a second round of Phases 1 & 2 sub-awards. 9 Service Providers have been funded to provide technical assistance to 15 coastal communities, at an average of \$72,333 per project. \$555,000 of S.L. 2019-224 funds are being used for these awards. The contract with Dewberry is in the process of being amended to add \$25,000 in S.L. 2019-224 funds to expand their scope to include more of "Down East" Carteret County. Once the amendment process is complete there will be an unobligated balance of \$103,243.

2023-2024 Phase 1 & 2 Awards

Communities	Vendor	Contract Amount
--------------------	---------------	------------------------

Carteret County (Cedar Island focus) and Atlantic Beach	Dewberry	\$135,000
Burgaw and Holly Ridge	Kleinfelder	\$155,000
Ocean Isle Beach	Moffatt & Nichol	\$70,000
Ahoskie, Aulander, Plymouth, and Washington Park	RK&K and the Mid-East Commission	\$280,000
Kitty Hawk	Stewart	\$70,000
Creswell and Washington County	SWCA Environmental Consultants	\$140,000
Pasquotank County and Elizabeth City	WSE	\$155,000
Edenton	WSP	\$80,000
		\$1,085,000

DCM has executed contracts for Phase 4 (construction) sub-awards with five local governments. The communities are each being funded to construct a priority resilience project, at an average of \$232,000 per project.

2023-2024 Phase 4 Awards

Communities	Project	Award Amount
Town of Belhaven	Wayne's Gut flooding improvements, including new constructed wetland at a town owned park.	\$263,200
City of New Bern	Duffyfield Canal retention basin restoration & enhancement, including basin upsizing and wetland restoration.	\$175,320
Town of Pine Knoll Shores	Stormwater infiltration through construction of vegetated swales along 5 streets.	\$215,000
Town of Vandemere	Drainage improvements through reconnection of tidal ditches, replanting's, and increased drainage capacity.	\$250,000
City of Washington	Jack's Creek floodplain and greenway improvements, including increased volumetric capacity and greenspace.	\$263,200
		\$1,166,720

The remaining \$103,244 in SL 2019-224 2.1 (3) funds will be combined with other State and NFWF funding for future RCCP grants to local governments.

Part II. Collaborative Resilience Planning and Engineering to Strengthen Ecosystems at the Rachel Carson Reserve

Summary of Activities

Planning for habitat resilience at the Rachel Carson Reserve has included the following activities:

- Coordinated a land manager’s workshop to assess what natural resource managers are doing to address habitat resilience in eastern North Carolina.
- Identified primary environmental stressors and assessed the vulnerability of Rachel Carson Reserve habitats to those stressors.
- Held a collaborative workshop with partners to evaluate vulnerability information and identify what should be done to enhance habitat resilience.
- Based on workshop participant input, staff identified two shovel-ready projects to be engineered at the Rachel Carson Reserve. However, due to budget constraints, only one project was chosen for implementation at this time and NFWF was notified of this change.
- Engaged with the Town of Beaufort on its Resilient Communities Program (NFWF Part I).
- Produced a draft of the Rachel Carson Reserve Habitat Resilience Plan
- Established Task Orders with N.C. State University’s Department of Biological and Agricultural Engineering for engineering services related to the two shovel-ready projects that were identified and Duke University for remote sensing data collection and change analysis at Rachel Carson to further inform the plan and engineering services.
- Established a contract with Kris Bass Engineering, through DEQ Facilities Services, to conduct a feasibility study for an on-the-ground project.
- Duke University completed deliverables and Kris Bass engineering completed field work and submitted a draft feasibility study report.

Recent Activities for Current Reporting Period (October 2023 – December 2023)

During the reporting period, Duke University completed and submitted their final report and datasets for drone mapping that included analysis of shoreline elevation and change, which informed the feasibility study. Kris Bass engineering completed the feasibility study field work and produced a draft report.

Contact

Mackenzie Todd, Mackenzie.todd@deq.nc.gov, 252-515-5434.

5. Various Projects within DEQ – DEMLR

SL 2019-224 2.1 (3)

This project is a continuation of our two Safety and Resilience projects that were initiated under **SL 2016-124 4.1 (9)**. In those projects, the DEMLR Dam Safety Program developed hydrology and hydraulic models to determine storm sizes (the amount of rain) that would cause ~261 dams in the Neuse and Lumber River Basins to overtop. Dam overtopping is a sign of inadequate spillway capacity but more importantly is a characteristic of dams in stress which could lead to failure of the dam. This project continued this overall study effort into the Cape Fear River Basin. The information gained in this study will allow State and Local governments to set priorities on responses to dams given limited personnel resources as well as monitor the need for dam modifications in the future. The two studies funded under **SL 2016-124 4.1 (9)** have been completed and that reporting is closed for SL 2016-124 4.1(9). DEMLR Dam Safety has completed the existing projects and contracts under **SL 2019-224 2.1(3)** and has published those reports in Laserfiche with notification provided to NCEM for access as needed by State and Local EM for the Cape Fear River Basin study of 326 dams. We are currently planning an additional project to spend the remainder of the unobligated balance on an extended scope of this same project within further Hurricane Florence affected/impacted areas.

Responsible Department and Agency

Department of Environmental Quality, Division of Energy, Mineral, and Land Resources

Funding Allocation Update

	Total	SL 2019-224 2.1 (3)
Appropriated	\$2,356,674.00	
Expended	\$1,162,978.45	
Obligated Balance	\$ 693,695.55	
Unobligated Balance	\$ 500,000.00	

Summary of Activities

- a. Modeled development process for the Cape Fear Study is complete and we are planning further work on this project.
- b. Field data gathering will be a part of the next planned project.
- c. Modeling will continue following initiation of this continued project.

Performance Metrics Cape Fear Dam Overtopping Study

- a. Average Time for Project Delivery by Program
 - i. Average number of days from application to fund distribution.
 1. Not applicable as project undertaken directly by DEQ.
 - ii. Average number of days from fund distribution to project commencement
 1. Not applicable as project undertaken directly by DEQ.
 - iii. Average number of days from project commencement to project completion
 1. This last phase of this project took approximately 24 months and started in January 2021. This work involve surveying of dams, implementation of the study model and contracting with Engineering Firms to assist in developing the dam models. This project took place much quicker on a time per dam basis than with the initial projects in the Neuse and Lumber basins due to

taking advantage of the process initially developed by that project. However, we were slowed substantially due to unavoidable vacancies in the Dam Safety Program. We do anticipate leveraging cost savings from the engineering service firms to expand this study into other impacted river basin areas impacted by Hurricane Florence.

2. It is also anticipated that the Probable Maximum Precipitation Study, if it cannot be funded by NCORR through Federal HUD grants, will take as long as 18-24 months due to the size of the project and with coordinating with capturing cost savings by teaming with the State of South Carolina in developing the study for both States. At this time, we have been notified that NCORR will be able to use HUD funding for the PMP study. Once verified, we will re-apply DR funding to further expansion of our H&H studies.

- b. Amount and % spent/obligated on administrative activities by Program.

This work was performed by DEQ with three Time Limited Staff, existing staff and Contracted engineering firms. It is anticipated that less than 5% of the total project costs will go to administrative activities.

- c. Amount and % spent/obligated on behalf of recipients by Program.

Not applicable.

Recent Activities for Current Reporting Period

As of July, 2023 the continuing action plan is to determine the best use of the remaining funds as related to Dam Safety Program needs in North Carolina. It is anticipated that with final confirmation of NCORR funding of the PMP study, we will be able to redirect funding from the PMP study to additional overtopping studies for additional dams in the Hurricane Florence impacted counties.

Additionally, period expenditures were due to the salary and fringe for a dedicated engineer whose focus is the Dam Safety studies.

Contact

W.E. Toby Vinson, Jr., PE, DEMLR Chief of Program Operations, 919-707-9201, toby.vinson@ncdenr.gov

12 Funding (grants) for disaster related infrastructure for water and wastewater utilities.

Responsible Department and Agency

Department of Environmental Quality, Division of Water Infrastructure

Funding Allocation Update	
	Total SL 2019-224 2.1(3)
Appropriated	\$3,142,231
Expended	\$1,498,996
Obligated	\$1,643,235

Unobligated Balance \$0.00

Summary of Activities

This funding will supplement federal funding provided for disaster-related water infrastructure projects through the state revolving funds (SRF) programs. These state grants will be targeted to smaller, rural utilities which will relieve the recipients from federal requirements under the SRF programs. Funding Applications were accepted, and awards made concurrently (applications received April 30, 2020, and awarded July 8, 2020) with the SRF funds (SL 2019-250).

Performance Metrics

- Applications received and funding awarded (completed)
- Disbursements

Recent Activities for Current Reporting (October – December 2023)

Reporting metric per S.L. 2019-250

- The average number of days from application to fund distribution, project commencement, and project completion, where applicable and practicable.
- Average cost per project, by county where practicable. *See table below, average project cost. = \$1,133,667*
- Amount and percentage of disaster recovery funds spent on administrative activities. *\$0, 0%*
- Amount and percentage of disaster recovery funds obligated for administrative activities. *\$0, 0%*
- Amount and percentage of disaster recovery funds disbursed on behalf of recipients. *\$0, 0%*
- Amount and percentage of disaster recovery funds obligated on behalf of recipients. *\$0, 0%*
- Number of individuals, households, entities, or other unit served, by county where practicable: *Data not tracked. Projects support entire community.*

The following table shows the projects awarded funding for disaster related infrastructure funds per SL 2019-224 2.1(3) and funds expended through December 31, 2023.

Projects awarded funding through SL. 2019-224 2.1(3)

Recipient	Project Description	Funding Requested	Award Date	State Grant Disaster Relief (SL. 2019-224 2.1(3))	Funds Expended (Through Mar 31, 2023)
Tabor City, Town of	Gore Street Pump Station Relocation and Flood Protection	\$1,543,000	July 8, 2020	\$1,543,000	\$543,996
Trenton, Town of *Closed*	2020 WWTP Operations Building Relocation	\$955,000	July 8, 2020	\$955,000	\$955,000
Dublin, Town of	Sewer Outfall Replacement	\$903,000	July 8, 2020	\$644,231	
		Total		\$3,142,231	\$1,498,996

Projects have two years to enter a construction contract based on NCGS 159G-41. The program provides payments based on invoices of incurred expenses.

Contact

Stephanie Suter

Deputy Director, [Division of Water Infrastructure](#)

North Carolina Department of Environmental Quality

Office: (919) 707-9044 | Cell: (984) 800-7679

stephanie.suter@deq.nc.gov

33. Clean Water /Drinking Water

Funding provided under SL 2019-250 1.1(3) provides state match (total of approximately \$17.5 million) for state revolving fund (SRF) programs that leverages over \$87 million in federal funding under the federal Additional Supplemental Appropriations for Disaster Relief Act (ASADRA). ASADRA provides funding for wastewater treatment works and drinking water facilities impacted by Hurricanes Florence and Michael.

Responsible Department and Agency

Funding Allocation Update

	Total	SL 2019-250 1.1(3)
Appropriated		\$17,600,000
Expended		\$4,675,688
Obligated		\$0
Unobligated Balance		\$12,924,132

Summary of Activities

Intended Use Plan (IUP) for EPA grant application finalized.

Applications were accepted in April 2020 and funds awarded on July 8, 2020, for a first round of ASADRA funding. A second round of ASADRA funding was held last fall for eligible projects identified during the spring 2020 application round. Complete applications were due September 30, and funds were awarded February 10, 2021.

Additional ASADRA funds have been made available by EPA in 2021 and 2022. Additional funds were awarded to previously funded projects needing additional funds to fully fund the project.

Once project funding is awarded, projects have two years to enter a construction contract pursuant to NCGS 159G-41. The program provides payments based on invoices of incurred expenses.

The Division applied for and received addition \$8,687,000 ASADRA funds made available as a result of Alaska not using all of their allotment. The additional funds allotted to North Carolina will be used for administration set asides and to provide to previously awarded recipients with documented budget shortfalls. Updated project funding amounts are provided in Funding Obligations tables in this report. All available ASADRA funds have been obligated.

Additional ASADRA funds have been made available by EPA in 2022. Additional funds were awarded to previously funded projects needing additional funds to fully fund the project. All available ASADRA funds have been obligated.

A number of ASADRA recipients have opted to replace ASADRA repayable loan funding with available American Rescue Plan (ARP) grant funds provided to the recipient. All available ASADRA appropriated funds remain obligated, available federal ASADRA funds will be made available for eligible recipients. Future quarterly reports will reflect updated obligations.

Performance Metrics

- Applications received and awarded (2 funding rounds competed July 8, 2020, and February 10, 2021)
- Disbursements

Recent Activities for Current Reporting Period (October – December 2023)

With The Lumberton, River Bend and Graham projects seeking project reimbursement, the State Match requirements for ASADRA Disaster Recovery funds will be met in the first quarter of 2024.

Pender County has taken over administration of the award to the Scott's Hill Water and Sewer District within Pender County in order to be eligible for additional debt approval by the Local Government Commission.

Town of River Bend has received all of their awarded DR 2019 funds for the Water Meter Replacement Project. The total project costs exceed the DR 2019 award and the project will remain open until project work is completed.

Reporting metric per S.L. 2019-250

- The average number of days from application to fund distribution, project commencement, and project completion, where applicable and practicable.
- Average cost per project, by county where practicable. *See table below, average funding provided per project = \$4,779,500*
- Amount and percentage of disaster recovery funds spent on administrative activities. *\$0, 0%*
- Amount and percentage of disaster recovery funds obligated for administrative activities. *\$0, 0%*
- Amount and percentage of disaster recovery funds disbursed on behalf of recipients. *\$0, 0%*
- Amount and percentage of disaster recovery funds obligated on behalf of recipients. *\$0, 0%*
- Number of individuals, households, entities, or other unit served, by county where practicable: *Data not tracked. Projects support entire community.*

Projects are starting to submit engineering reports and plans and specifications for review and approval. Terms and conditions of the ASADRA fund loan will not be established until the project has completed both engineering review, plans and specification review, and a

contract has been awarded.

The Division applied for and received addition ASADRA funds made available as a result of Alaska not using all of their allotment. The Additional funds were provided to previously awarded recipients with documented budget shortfalls. Updated project funding amounts are provided in Funding Obligations tables in this report. All available ASADRA funds have been obligated.

Drinking Water ASADRA Funding Obligations

Applicant Name	Project Name	Total Funding Requested	ASADRA Principal Forgiveness	ASADRA Loan	Funds Expended (Through Mar. 31, 2023)
Rockingham County	Hogan's Creek Water Booster Pump Station Relocation and Flood Protection ¹	\$1,791,500			
Scott's Hill Water and Sewer District	Elevated Water Tank and Associated Improvements ²	\$9,940,000	\$1,985,000	\$7,955,000	
Lumberton, City of	2020 Well Replacement	\$2,316,900	\$2,316,900		
Rocky Point Topsail Water and Sewer District	RO Water Treatment Plant and Associated Improvements ³	\$66,870,000	\$5,000,000	\$15,191,086	
Dunn, City of	Raw Water Electrical Relocation and 24" Line Replacement	\$3,515,000	\$878,750	\$2,636,250	
River Bend, Town of	Water Meter Replacement	\$602,500	\$602,500		\$538,452
Washington, City of	WTP Emergency Generator	\$409,160	\$102,290	\$306,870	
Surf City, Town of	Water System Resiliency Projects ⁴	\$6,805,000	\$701,250	\$6,103,750	
Johnston County	2022 AC Water Main Replacement	\$5,242,800		\$5,242,800	
Reidsville, City of	Redundant Water Supply Line	\$4,654,000	\$1,000,000	\$3,654,000	
Elm City, Town of	Water Filtration and Emergency Backup Generation	\$1,989,086	\$497,272	\$1,491,815	
Lincoln County	St. James Water Line	\$3,070,581		\$3,070,581	
TOTALs		\$107,206,527	\$13,083,962	\$45,652,152	\$538,452

¹ Rockingham County is eligible for ASADRA loan. This project may be awarded additional ASADRA funds if they become available.

² Scotts Hill Water and Sewer requested additional \$2,000,000 of funding on 2/9/2022. Additional funding approved to meet total anticipated project cost estimates.

³ Rocky Point Topsail Water and Sewer District requested additional \$23,750,000 of funding on 2/9/2022. Balance of available funds (\$191,086) awarded to fund project. On 9/14/2022 SWIA awarded additional \$10,370,400 of funding. This project may be awarded additional DWSRF ASADRA funds if they become available.

⁴ Surf City requested additional \$4,000,000 of funding on 2/9/2022. Additional funding approved to meet total anticipated project cost estimates.

⁵ Project list shows all eligible projects for DWSRF ASADRA funds. All projects are approved for funding. ASADRA funds awards will be adjusted to fully award all available DWSRF ASADRA funds as fund become available.

Wastewater ASADRA Funding Obligations

Applicant Name	Project Name	Total Funding Requested	ASADRA Principal Forgiveness	ASADRA Loan	Funds Expended (Through June 30, 2023)
Clinton, City of	Clinton WWTP Resiliency Improvements	\$3,000,000	\$3,000,000		
Yadkin Valley Sewer Authority	2020 Collection System Rehabilitation - Part I (Pipeline Rehab)	\$670,000	\$502,500	\$167,500	
Liberty, Town of	Liberty Collection System Improvements	\$3,000,000	\$3,000,000		
St. Paul's, Town of	Wastewater Treatment Plant Relocation	\$6,093,450	\$2,700,000	\$2,893,450	
Pollocksville	2020 WWTP Facilities Relocation	\$3,000,000	\$3,000,000		
Tryon, Town of	Braewick Road Sewer Rehabilitation Project	\$2,189,950	\$1,000,000	\$1,189,950	
Graham, City of	Graham WWTP Improvements Project	\$30,694,000		\$23,000,000	\$4,043,601
Southern Pines, Town of	Warrior Woods Pump Station Relocation	\$2,998,000		\$2,998,000	
Sparta, Town of	Wastewater Interceptor Project	\$1,268,000		\$1,268,000	
Goldsboro, City of	Little Cherry Big Cherry Pump Station Relocation Out of Floodplain	\$3,058,000		\$3,058,000	
Eden, City of	Contracts IIB and V - Junction Pump Station Rehab & Smith River Replacement and Rehab and Siphon Replacement	\$7,158,982		\$3,416,207 ¹	
TOTAL		\$416,004,122	\$13,202,500	\$37,991,107	\$4,043,601

¹ Town of Eden is the last funded project based on priority order. The project was funded with a combination of ARAP and regular SRF loan funds. Any available ASADRA SRF funds will be awarded to this project and replace regular SRF loan to assure full allocation of CWSRF ASADRA funds.

² Project list shows all eligible projects for CWSRF ASADRA funds. ASADRA fund awards will be adjusted to fully award all available CWSRF ASADRA funds as fund become available.

Contact

Stephanie Suter

Deputy Director, [Division of Water Infrastructure](#)

North Carolina Department of Environmental Quality

Office: (919) 707-9044 | Cell: (984) 800-7679

stephanie.suter@deq.nc.gov

Department of Health and Human Services

1. Disaster Supplemental Nutrition Program (D-SNAP)

SL 2018-136 Subsection 5.4

The intended purpose of the Disaster Supplemental Nutrition Program (D-SNAP) is to provide funding to assist counties in matching federal funds for the administrative expenses incurred by local departments of social services in operating D-SNAP, a program to provide food assistance to low-income households with food loss or damages caused by Hurricane Florence. The funding will fulfill this purpose by offsetting county staffing costs and other expenditures related to D-SNAP operations in declared counties and offsetting expenses incurred by other counties that assisted affected counties, thereby ensuring D-SNAP operations were successful.

Responsible Department and Agency

Department of Health and Human Services, Division of Social Services

Funding Allocation Update

Appropriated	\$3,500,000
Expended	\$2,325,628
Obligated	\$0
Unobligated Balance	\$1,174,372

Summary of Activities

- a. 34 declared disaster counties and 8 helper counties were provided match funding which alleviated an additional financial burden to the declared counties during hurricane recovery.
- b. Certification periods for existing SNAP recipients in the 34 impacted counties were extended six months to ensure there was no disruption in ongoing SNAP benefits.
- c. After providing shelter operations during the storm, county departments of social services staff immediately transitioned to implementing the DSNAP for eight days during which they helped over one million people have access to food during the DSNAP period.

Performance Metrics

- a. Average Time for Project Delivery by Program
 - o Average number of days from application to fund distribution.
 - DSNAP applications are typically processed within three days of the date of application (exception is if all information is not available)

- The benefits are available to the applicants the day following the application is approved.
 - Average number of days from fund distribution to project commencement
 - Since DSNAP is a reimbursement program no funds are received prior to project commencement.
 - Average number of days from project commencement to project completion
 - DSNAP application period was for 8 days in each affected county. There were several phases for the different counties. The first phase began on September 28, 2018, and the final phase ended on November 9, 2018.
- b. Amount and % spent/obligated on administrative activities by Program:
\$2,250,775.10 - 100%
Therefore 100% of these funds were spent on behalf of recipients.
- c. Amount and % spent/obligated on behalf of recipients by Program.
\$0 – 0%

Recent Activities for Current Reporting Period (October-December 2023)

No new activities for this reporting period.

Certification periods for existing SNAP recipients in the 34 impacted counties were extended six months to ensure there was no disruption in ongoing SNAP benefits. This also allowed county departments of social services offices to focus on recovery and ongoing assistance for families affected by the storm. DSNAP is now over, and the program has ended. No further update.

Contact: Richard Stegenga 919-527-6337 Richard.Stegenga@dhhs.nc.gov

2. Emergency Prescription Assistance Program (EPAP)

SL 2018-136, and 6.1 (17)

This federally authorized program is to provide emergency medical care to individuals affected by public health emergencies and catastrophic events that overwhelm the response capacity of state and local emergency medical systems. EPAP is activated as a cost-sharing program. The state requesting EPAP activation submits to FEMA a Mission Assignment request for EPAP activation and agree to pay 25% of the total cost for EPAP activation.

Responsible Department and Agency

Department of Health and Human Services (DHHS)

At the time North Carolina secured match funding, FEMA stated that it was more than 30 days post event, and the program design is to assist with immediate prescription assistance and medical equipment needs due to loss or displacement primarily during the first 30 days. North Carolina was not able to demonstrate a need to FEMA for them to turn on the EPAP. FEMA views the EPAP as a program for immediately after the disaster in the impacted areas before they are set up and to provide assistance. After about two weeks, when FEMA is up and helping in all the areas, they use their other public assistance programs as opposed to the EPAP.

Funding Allocation Update

Appropriated	\$1,000,000
Expended	0
Obligated	0
Unobligated Balance	\$1,000,000

Performance Metrics

Since this program was not activated there are no performance metrics.

- a. Average Time for Project Delivery by Program
 - o Average number of days from application to fund distribution.
 - o Average number of days from fund distribution to project commencement
 - o Average number of days from project commencement to project completion
- b. Amount and % spent/obligated on administrative activities by Program.
- c. Amount and % spent/obligated on behalf of recipients by Program.

Summary of Activities

Program not activated.

Recent Activities for Current Reporting Period (October-December 2023)

Program not activated. No other update.

Contact

Amanda Fuller Moore, 919-707-5299 amanda.fullermoore@dhhs.nc.gov

Department of Insurance

1. Infrastructure Repairs

SL 2016-124 4.1 (11)

SL 2018-136 6.1 (26)

The purpose of this program was to provide grants to Volunteer Fire Departments for repairs of damages caused by Hurricane Matthew, the wildfires in the western part of the state, and Tropical Storms Julia and Hermine that were not covered by federal assistance or by the proceeds of insurance policies.

Volunteer Fire Departments Infrastructure Repairs SL 2018-136 6.1 (4) – The purpose of this program was to provide grants to Volunteer Fire Departments for repairs of damages caused by Hurricane Florence that were not covered by federal assistance or by the proceeds of insurance policies.

Responsible Department and Agency

Department of Insurance – Office of the State Fire Marshal

Funding Allocation Update

Appropriated	\$1,000,000
Expended	\$326,387
Obligated	\$0.00
Unobligated Balance	\$673,613

Summary of Activities

Nine grants have been awarded and paid totaling \$326,387 for infrastructure repairs in Craven, Carteret County, Duplin County, Pamlico County, Transylvania, Wilson, Wayne and Beaufort counties.

Recent Activities for Current Reporting Period (October 1, 2023 – December 31, 2023)

There was no activity for the current reporting period.

Contact: Wendy Estes

Email: wendy.estes@ncdoi.gov

Telephone: (919) 807-6037

Department of Public Instruction

1. School Nutrition Employee Compensation

SL 2018-134, subsection 4.1(1)

Session law provided financial accommodations for extraordinary circumstances due to Hurricane Florence. Federal cash reimbursement for nutritious meals served to students as part of the instructional day accounts for the majority of revenues required to operate the school nutrition programs in local education agencies (LEAs) in NC. When unanticipated school closures prevent meal service to students, there is no basis for LEAs to claim cash reimbursement payments. LEAs rely on the reimbursement of Federal School Nutrition funds to support the local operation of their School Nutrition Programs. Without Federal cash reimbursements for meals served, there are no State or local funds to support the salaries/benefits of School Nutrition personnel. These funds were used to compensate School Nutrition employees who would have otherwise not been compensated.

2. Capital Recovery Funds

SL 2018-136, subsection 6.1.(6), SL 2018-138 subsections 1.3(1) and 1.3(2)

Session law provided an appropriation to support immediate disaster recovery efforts for the repair and renovation of facilities and the repair and/or replacement damaged furnishings and equipment as a result of the damage caused by Hurricane Florence in Local Administrative Agencies (LEAs). Documentation was required to substantiate the issuance of funds. All LEAs were required to take reasonable steps to obtain alternative funds to cover damages; where insurance funds or alternative funds were recovered, LEAs are required to return the recovered funds to the appropriate funding source.

3. Disaster Relief and Resiliency

SL 2019-250, subsection 1.2(7)

Session law provided \$1,700,000 to the Department of Public Instruction as a directed grant to Hyde County for repairs to the Ocracoke School necessitated by Hurricane Dorian. These funds were transferred in full to Hyde County.

Responsible Department and Agency

North Carolina Department of Public Instruction, Offices of the Superintendent, Chief of Staff, Chief Financial Officer, Chief School Business Officer and Divisions of School Nutrition and District Operations.

Funding Allocation Update

	Total	SL 2018-134	SL 2018-136	SL 2018-138	SL 2019-250
Appropriated	\$ 6,500,000	\$ 60,000,000	\$ 25,000,000	\$ 1,700,000	
Expended	\$ 5,114,330	\$ 59,992,012	\$ 24,322,770	\$ 1,700,000	
Obligated	\$ 0	\$ 0	\$ 0	\$ 0	
Unobligated Balance	\$ * 0	\$ 7,987	\$ 677,230	\$ 0	

* Unobligated funds totaling \$1,385,670 reverted to the general fund as of 6/30/2019.

Summary of Activities

Funds were distributed to Local Education Agencies (LEAs) expeditiously as directed by the Superintendent in order to return students to school safely and quickly.

- a. Funds were issued to LEAs based upon written documentation to include estimates (bids, proposals or quotes), actual invoices and other artifacts to substantiate the catastrophic nature of the requests for funding.
- b. The Department has maintained documentation to support the distribution of all funds to LEAs.
- c. As of June 30, 2020, the NC Public School Insurance Fund (NC PSIF) closed and finalized all property insurance claims related to Hurricane Florence. A final payout of \$55,536,478.34 was distributed to PSIF members for property claims resulting from Hurricane Florence. A spreadsheet reflecting all closed claims is attached.
NOTE: The payment of insurance claims was in addition to the allocated funding LEAs received from the State disaster assistance.
- d. S.L. SL 2018-136, subsection 6.1.(6) and SL 2018-138 subsections 1.3(1) require all LEAs to reimburse any alternative funds received from insurance or other resources, back to the applicable funding source. Funds for school nutrition equipment and inventory replacement were allocated to LEAs, but the total amounts were not drawn down as other funds were used to support the costs.
- e. Pursuant to SL 2019 – 250, the department reallocated \$4.9M in unobligated Hurricane Florence Disaster Recovery funds from Pender County Schools to Hyde County Schools to support Hurricane Dorian disaster recovery and notified the NC General Assembly of this action.
- f. The department has issued written communications to LEAs that received State disaster assistance advising them to reconcile and report their insurance, federal, local, and other assistance used to support disaster recovery, and upon reconciliation, to return any remaining State funds.
- g. All assigned obligations have been met by the Department.

Performance Metrics

- a. Average time for Project Delivery by Program.

- Average number of days from application to fund distribution.
- Average number of days from fund distribution to project commencement
- Average number of days from project commencement to project completion
- b. Amount and % spent/obligated on administrative activities by Program.
- c. Amount and % spent/obligated on behalf of recipients by Program.

Recent Activities for Current Reporting Period (October-December 2023)

No activity for this reporting period.

Contact

Office of the State Superintendent, NC Department of Public Instruction

Elizabeth City State University

4. Repairs to Residential and Academic Buildings - Hurricane Dorian

SL 2019-250 and Subsection 3.5 (c)

The intended purpose of this program is to provide funding for repairs for damages sustained from Hurricane Dorian. The repairs include roofing materials repair/replacement. Repairing water damage from intrusion through windows and walls. The repair and replacement of roofing metal damaged received by high winds.

Responsible Department and Agency

Design and Construction, Elizabeth City State

Funding Allocation Update

	Total	SL here
Appropriated	\$5,200,000.00	
Expended	\$4,372,287.17	
Obligated	\$ 267,355.52	
Unobligated Balance	\$ 560,357.31	

Summary of Activities

- Eleven buildings of the first phase are substantially completed.
- One of the two final buildings was completed in December 2023. The second of the two buildings from the first phase has been bid and is scheduled to begin construction in March 2024.
- Since the last quarterly report, a third additional facility was found to have excessive water damage from wind and rain. This facility is currently being scoped for repairs. Leaving two final buildings remaining to be completed.

Performance Metrics

- Average Time for Project Delivery by Program
- Amount and % spent/obligated on administrative activities by Program.
- Amount and % spent/obligated on behalf of recipients by Program.

Recent Activities for Current Reporting Period (September 30, 2023-December 31, 2023)

Work has begun on the 12th facility and is scheduled to be completed in December 2023. The 13th facility is receiving updated pricing to meet budget and will begin construction in March 2024. A 14th

facility was found to have excessive water damage from wind and rain, the project is receiving quotes to repair the water intrusion issues. Elizabeth City State University contracted for the repairs of the first 12 buildings. Two buildings remain under construction/repairs. Warranty period of all twelve buildings has begun, all are substantially completed and certified under warranty.

Contact

Ryan Strickland, Design and Construction

Phone: 252.567.8608 Email:

restrickland@ecsu.edu

Fayetteville State University

1. Capital Recovery Funds

SL 2018-136, Subsection 6.1 (7)

Responsible Department and Agency

Fayetteville State University

Funding Allocation Update

Appropriated	\$455,000
Expended	
Obligated	
Unobligated Balance	\$455,000

Summary of Activities (April-June 2019)

- a. Insurance claim information submitted to SPFIF.
- b. Council of State approved and authorized payment of claim.
- c. Insurance proceeds received.
- d. Projects submitted to FEMA for expenses not covered by insurance.
- e. Projects currently under review by FEMA

Summary of Activities (July – September 2019)

- f. Received reimbursement from FEMA for Cat B
- g. Cat E still under review

Summary of Activities (October – December 2019)

- h. No additional activity during reporting period

Summary of Activities (January – March 2020)

- i. Submitted supplemental claim information to SPFIF.

Summary of Activities (April – June 2020)

- j. Claim Approved – Payment received from SPFIF.

Summary of Activities (July – September 2020)

- k. No additional activity during reporting period

Recent Activities for Current Reporting Period (October 2023 – December 2023)

FSU submitted Proof of Loss/Request for Payment to State Property Fire Insurance Fund on April 23, 2019. The claim was evaluated, submitted to and approved by Council of State on June 4, 2019. Insurance proceeds were received by FSU on June 21, 2019.

Contact

Jon Parsons, PE, PEM

Associate Vice Chancellor for Facilities Management
 910-672-1403
 jparson2@uncfsu.edu

Golden Leaf Foundation

1. Grants to Repair, Replace, and Build New Infrastructure

SL 2016-124, subsection 4.1(7); SL 2017-119, subsection 1.2; SL 2018-5, subsection 5.6 (b)(3); SL 2018-136, subsection 6.1(21); modified by SL 2018-138, subsection 2.10; SL 2019-224, subsection 2.1(5); SL 2019-250, subsection 1.2(4)

Funds appropriated to Golden LEAF to award grants to units of local government and 501(c)(3) nonprofit organizations for repair or replacement of infrastructure and equipment damaged as a result of Hurricane Matthew, Hurricane Florence, Tropical Storm Michael, and Hurricane Dorian. Following Hurricane Matthew, funds were used construction of new infrastructure to support new housing. Funds may also be used for the construction of new infrastructure for hazard mitigation. The intent of this program is to assist eligible entities with unmet needs following FEMA Public Assistance and insurance.

Responsible Department and Agency

Golden LEAF Foundation

Funding Allocation Update

	Total	SL 2016-124	SL 2017-119	SL 2018-5	SL2018-136	SL2019-224	SL2019-250
Appropriated	\$20,000,000	\$20,000,000	\$30,000,000	\$10,000,000	\$20,000,000	\$4,500,000	\$15,000,000
Expended	\$19,111,593	\$26,811,271	\$8,782,456	\$16,302,257	\$2,941,868	\$6,733,769	
Obligated	\$888,407	\$2,994,197	\$1,161,913	\$3,575,312	\$1,449,003	\$8,101,496	
Unobligated	\$0	\$194,532	\$55,631	\$122,431	\$109,129	\$164,736	

Summary of Activities

- The Golden LEAF Board awarded funds for 215 projects in this program. 182 projects are complete. 2 projects were de-obligated.
- The primary outcome for these projects is the number of households and businesses that will benefit from the project.
- Approximately half of the projects in this program include insurance proceeds, FEMA Public Assistance, CDBG-DR or other state, local, private, or federal funds.
- More information, including the application is available online:
<https://www.goldenleaf.org/grant-seekers/disaster-recovery-programs/hurricane-florence-disaster-recovery-grant-program/>

Performance Metrics

- a. Average Time for Project Delivery by Program
 - o 71.23 days from application to award
 - o 347 days from award date to first disbursement (if requested by grantee)
 - o 724 days from project commencement to project completion
- b. \$0 spent/obligated on administrative activities.
- c. \$0 spent/obligated on behalf of recipients.

Recent Activities for Current Reporting Period (October 2023 – December 2023)

Golden LEAF continues to work with 31 active projects in this program. Grantees have reports due at six-month intervals and request disbursement of funds as needed. Out of the 31 active projects, it is expected that approximately 11 projects will close within the first half of 2024 pending no additional setbacks from final project activities. There are 7 projects that are complete and only need to submit final reports to begin the process of closing out their projects in the first quarter of 2024. Of the 20 remaining projects, 2 have been completed with the Golden LEAF funded portion of the project but still have activities remaining before closing out. Additionally, there are only 2 projects that are confirmed to not be completed until 2025 at the earliest. The remainder of the projects have an anticipated end date during the second half of 2024. Many projects have faced unexpected delays at the end of their projects that have caused the need for extension requests. Most extension requests are the cause of shipment delays, lack of materials, or final closeout activities that take longer than anticipated.

Funds de-obligated from a project completed under budget are returned to the program. Unobligated funds are used for projects experiencing increased construction costs or other unforeseen issues resulting in an increased cost to complete the project.

Contact

Kasey Ginsberg

Director of Programs – Disaster Recovery

Director of External Affairs

kginsberg@goldenleaf.org, 252-442-7474 (o), 919-980-0148 (m)

2. Small Business Recovery Loans

SL 2016-124, subsection 4.1(6); SL 2018-136, subsection 6.1(22); SL 2018-138, subsection 1.3(4)

Funds appropriated to Golden LEAF to award grants to non-profit entities to make loans to small businesses affected by Hurricane Matthew, Hurricane Florence, and Hurricane

Dorian. Loan funds may only be used for eligible purposes under the Small Business Administration (SBA) disaster loan assistance program. Intent of these funds is to assist businesses that were denied by SBA or do not have access to other available capital.

Responsible Department and Agency

Golden LEAF Foundation

Funding Allocation Update

	Total	SL 2016-124	SL 2018-136	SL 2018-138
Appropriated	\$5,000,000.00	\$5,000,000.00	\$5,000,000.00	\$5,000,000.00
Expended	\$4,338,601.95	\$5,000,000.00	\$1,572,419.57	
Obligated	\$661,389.05	\$0.00	\$3,427,580.43	
Unobligated	\$0.00	\$0.00	\$0.00	

Summary of Activities

- All funds in this program are managed by the Rural Center. Golden LEAF previously provided funds to the Carolina Small Business Development Fund and the Community Development Initiative as well, however those grants are now closed.
- More than 100 loans have been made through this program.
- More information, including the application is available online:
<https://www.threadcap.org/disaster-recovery/>

Performance Metrics

- Not applicable for this program.

Recent Activities for Current Reporting Period (October – December 2023)

This program is closed.

Contact

Kasey Ginsberg

Director of Programs – Disaster Recovery

Director of External Affairs

kginsberg@goldenleaf.org, 252-442-7474 (o), 919-980-0148 (m)

Lumber River Council of Governments

1. Construct Low-Income Multifamily Housing Units in Town of Fair Bluff

SL 2017-119, 1.1(b)

The purpose of this program is to construct low-income housing complexes in the Town of Fair Bluff.

Responsible Department and Agency

Lumber River Council of Governments

Funding Allocation (Update)

Appropriated	\$5,000,000.00
Expended	\$5,000,000.00
Obligated	\$0.00
Unobligated Balance	\$0.00

Summary of Activities

- a. Civil plan design has been approved by the Town of Fair Bluff.
- b. Site permit applications are in process. Erosion control permit has been approved. Storm-water permit has been approved. Driveway application has been submitted.
- c. Wetland testing has revealed potential wetlands on the property and alternative designs are being considered to resolve the concerns.
- d. Architectural plan design is in process. The Town of Fair Bluff has been able to secure funding to upsize the water lines to the site to provide adequate water pressure to the site for fire suppression.
- e. Annexation of additional land has been approved by the Town of Fair Bluff.
- f. Foundations have been laid for the buildings. Framing has occurred on walls and roofs.
- g. Construction on project continues. Roughing on various areas of the project continue.
- h. Project construction is in final stages with finishing touches being put in place.
- i. Certificate of Occupancy was issued on 12/29/2020 for property.
- j. Management company has been secured and has started advertisement for tenants.

- k. Complex has been fully rented by the management company and tenants have moved in during January and February.
- l. Complex continues to be occupied.

Performance Metrics

- a. Average Time for Project Delivery by Program
 - o Average number of days from application to fund distribution – N/A
 - o Average number of days from fund distribution to project commencement – N/A
 - o Average number of days from project commencement to project completion – N/A
- b. Amount and % spent/obligated on administrative activities by Program.
 - o Amount Spent Administrative - \$82,618.93, 1.652%
 - o Amount Obligated Administrative - \$0.00, 0.000%
 - o Total Spent/Obligated Administrative - \$82,618.93. 1.652%
- c. Amount and % spent/obligated on behalf of recipients by Program.
 - o Amount Spent Program - \$4,917,381.07, 98.348%
 - o Amount Obligated Program - \$0.00, 0.000%
 - o Total Spent/Obligated Program - \$4,917,381.07, 98.348%

Recent Activities for Current Reporting Period (April-June 2023)

The units continue to be occupied and the management company is currently overseeing the property. No new activity this quarter.

Contact

David Richardson, Executive Director, Lumber River Council of Governments, 910-775-9752

North Carolina Community College System

1. Stabilization Reserve to Offset Impact of Enrollment Declines at Community Colleges

SL 2017-119, Subsection 1.4

The NC Community College System received \$2.7 million to distribute to community colleges suffering enrollment declines related to Hurricane Matthew. These funds will allow the community colleges to continue to offer the same level of services to students, when they return to community colleges. The NC Community College System's 2018-19 enrollment growth budget request shall include any permanent declines in enrollment resulting from Hurricane Matthew.

Responsible Department and Agency

NC Community College System, with funds allocated to the community colleges by the State Board of Community Colleges.

Funding Allocation Update

Appropriated	\$2,700,000.00
Expended	\$2,699,829.73
Obligated	\$0.00
Unobligated Balance	\$170.27

Summary of Activities

- a. The State Board of Community Colleges allocated funds (August 2017, FC-12) to eleven community colleges who documented Matthew-related enrollment declines.
- b. To continue their ability to address student needs post-Hurricane Matthew, community colleges received an additional \$1.8 million nonrecurring in 2018-19.

Performance Metrics

100% of these funds were spent on behalf of the community colleges (0% kept for administrative activities).

Recent Activities for Current Reporting Period (October-December 2023)

No activities for the current reporting period. Project was completed during FY2017-18.

Contact

Alexander Fagg, Director of Government Relations, NCCCS
fagga@nccommunitycolleges.edu 919-807-7077

2. Budget Stabilization Funds for the NC Community College System

SL 2018-136, Subsection 6.1(9)

The North Carolina Community College System received funding to offset an anticipated tuition receipts shortfall at affected community colleges due to enrollment declines caused by Hurricane Florence.

Responsible Department and Agency

NC Community College System, with funds allocated to the community colleges by the State Board of Community Colleges.

Funding Allocation Update

Appropriated	\$8,500,000.00
Expended	\$8,021,644.00
Obligated	\$0.00
Unobligated Balance	\$478,356.00

Summary of Activities

Through December 2019, NCCCS has expended \$7.9 million to offset lower receipt collections at community colleges due to Hurricane Florence. The remaining funds were drawn in the period from April to June 2020. Due to higher-than-expected FY2019-20 final receipts, NCCCS refunded \$478,356 in September 2020.

Performance Metrics

100% of the funds spent went directly to the colleges (0% spent on administrative activities by the System Office).

Recent Activities for Current Reporting Period (October-December 2023)

There are no activities for the current reporting period. The unobligated balance was returned to DPS in September 2020.

Contact

Alexander Fagg, Director of Government Relations, NCCCS
fagga@nccommunitycolleges.edu 919-807-7077

3. Emergency Grants for Postsecondary Students

SL 2018-136, Subsection 6.1(10) – Appropriation

SL 2018-136, Subsection 5.3(f) – Eligibility

Emergency scholarship grants in an amount up to \$1,250 per student are available to

eligible postsecondary students who have suffered financial hardship due to the damage and destruction from Hurricane Florence. Students must reside in a county covered under a federal disaster declaration. An emergency grant shall be used to mitigate the impact of Hurricane Florence on a student so that his or her postsecondary education in a North Carolina community college continues uninterrupted. These funds may be used to cover any expenses that support a student's continued enrollment, including costs related to transportation, textbooks, tuition, fees, and living expenses.

Responsible Department and Agency

NC Community College System, with funds allocated to community colleges by the State Board of Community Colleges and then distributed to students continuing their enrollment.

Funding Allocation Update

Appropriated	\$5,000,000.00
Expended	\$4,998,772.21
Obligated	\$0
Unobligated Balance	\$1,227.79

Summary of Activities

- a. Through June 2020, nearly \$5 million has been awarded to 5,241 eligible students at 22 colleges.
- b. Students used the funds for food, housing, clothing, and supplies to continue their education. Many students who finished their education during this time have reported that they could not have graduated without the assistance of these scholarship grants.

Performance Metrics

1. Average size of award (system wide average) = \$953.83 per student
2. Range of students served = 1,209 students served at Cape Fear Community College; to five students served at Central Carolina Community College.
3. 100% of the funds were spent on behalf of the students (0% on administrative activities).

Recent Activities for Current Reporting Period (October-December 2023)

The community colleges awarded its final Hurricane Florence Emergency Grants to affected students in spring semester 2020. These remaining balance in the program is due to refunds from two students who did not use the aid. These funds were returned to DPS in September 2020.

Contact

Alexander Fagg, Director of Government Relations, NCCCS
fagga@ncccommunitycolleges.edu 919-807-7077

4. Capital Recovery Funds

SL 2018-136, 6.1(8)

Community colleges received funds to repair local community college facilities damaged by Hurricane Florence. These funds were appropriated to the North Carolina Community College System Office, who distributes these funds to the colleges as reimbursement for actual expenses.

Responsible Department and Agency

NC Community College System, with funds distributed to the community colleges on a reimbursement basis.

Funding Allocation Update

Appropriated	\$5,000,000.00
Expended	\$1,806,266.64
Obligated	\$1,692,643.36
Reduction	(\$1,500,000.00) *
Unobligated Balance	\$1,090.00

*Amount reduced in SL 2019-224, Sec 1.3.

Summary of Activities

- Through September 2023, nine colleges have requested reimbursements for 27 Hurricane Florence-related projects. Examples of these projects include repairs to instructional spaces and campus-wide safety protection (at Carteret Community College).
- The overall appropriation was reduced by \$1.5 million in the 2019 Disaster Recovery Response bill. These funds were re-directed to help those colleges whose enrollment services were directly impacted by Hurricane Florence. (SL 2019-224)
- Per State Law SL 2023-134 all funds have been reallocated.

Performance Metrics

- 25 projects (of 27, or 92.6%) have been closed out.
- Projects were closed and state funds were refunded if the college received reimbursement from insurance settlements or federal funding.
- 100% of the funds were spent directly on capital projects at the community colleges (0% was retained for administrative expenses).

Recent Activities for Current Reporting Period (October-December 2023)

In the third quarter 2023 (July to September), Robeson Community College received funds totaling \$16,710. This project remains active and is anticipated to have future requests.

Activities for Current Fiscal Year (FY2022-23)

In the third quarter 2022 (July-Sept) one college (Pamlico) requested funds for one Hurricane Florence-related project, totaling \$8,972.08.

Alexander Fagg, Director of Government Relations, NCCCS

fagga@nccommunitycolleges.edu 919-807-7077

5. Hurricane Florence Disaster Assistance for FTE Losses

SL 2019-224, Section 2.1(1)

The North Carolina Community College System Office received \$6.4 million to offset the full-time equivalent (FTE) losses at affected community colleges due to enrollment declines caused by Hurricane Florence. When calculating the enrollment growth budget request for the 2020-2021 fiscal year, the North Carolina Community College System Office shall adjust the FTE to reflect the FTE lost due to Hurricane Florence.

Responsible Department and Agency

The NC Community College System, with funds to be distributed to affected community colleges.

Funding Allocation Update

Appropriated	\$6,400,000.00
Expended	\$6,399,997.79
Obligated	\$ 0.00
Unobligated Balance	\$ 2.21

Summary of Activities

- Funds were distributed in October 2019 to 19 colleges who suffered enrollment declines due to Hurricane Florence.
- These funds were used by colleges to continue to offer the same level of student services and instruction that were offered prior to Hurricane Florence.
- All these funds have been expended by the colleges, as of June 29, 2021.

Performance Metrics

100% was spent/obligated directly on behalf of the community colleges (0% retained for administrative activities)

Recent Activities for Current Reporting Period (October-December 2023)

The final expenditures for Hurricane Florence Disaster Assistance for FTE Losses were recorded in June 2021, leaving a residual balance. No activity occurred during the current reporting period.

Contact

Alexander Fagg, Director of Government Relations, NCCCS

fagg@nccommunitycolleges.edu 919-807-7077

Department of Natural and Cultural Resources

1. Supplemental Funds for Aquarium at Fort Fisher

SL 2019-224 and Subsection 2.1 (6)

\$5,000,000 to the Department of Natural and Cultural Resources to support the aquarium at Fort Fisher.

SL 2020-97, Section 3.8

SECTION 3.8. Notwithstanding Section 3.1(b) of S.L. 2018-134 or any other provision of law restricting the purposes for which funds drawn from the Hurricane Florence Disaster Recovery Fund may be used, funds appropriated from that Fund in S.L. 2019-224 and allocated to the Department of Natural and Cultural Resources for the aquarium at Fort Fisher may be used for the renovation or expansion of the aquarium.

These funds will be used to supplement an existing project that is in the very early phases of design. The \$5M was received from DPS and coded to the Capital Improvement Project Fund Code 42014 4G02.

Responsible Department and Agency

Department of Natural and Cultural Resources, NC Aquariums Division

Funding Allocation Update

Appropriated	\$5,000,000.00
Expended	\$1,860,214.20
Remaining Balance	\$3,139,785.80

Summary of Activities

All the funds will be used for Fort Fisher Renovations and Expansion project. It is a \$25M-30M project. This \$5M will be used towards the design and/or construction of the project. While we work through the design process of the larger project, we are knocking out some high priority smaller repairs/renovations now with this funding that we feel cannot wait until the larger project is approved. We have approximately \$2,949,057 of this fund obligated with \$2,466,693 of that amount obligated to the design contract of the large expansion/renovation project, \$332,013 to six small projects (two HVAC repairs, two electrical repairs, one roof repair project, and one structural repair/renovation project), and a supplemental amount of \$150,350 to a larger low slope roof replacement.

Large Expansion / Renovation Project

Major renovation and expansion for the aquarium - Fort Fisher was last renovated in 2000 and needs major renovations for an updated look, better traffic flow, and more interesting, upgraded exhibits. This project would create new exhibits, with associated life support systems, as well as enlarge or enhance the existing gallery space. This would improve and augment visitor experiences, increase attendance (attract new visitors and encourage repeat visitation), and generate additional revenue. The new exhibits would create a more immersive experience for visitors with fish, animals, and birds. – Currently at 15% design development phase and we have the CMAR under agreement for Preconstruction Services (under separate fund).

HVAC Repair Project

1 - Replacement of AHU 1-96, AHU-10 & CU 1-96 - The Aquarium at Fort Fisher needs a project to replace two Air Handler Units and associated Condenser. All units are over 10 years old, heavily corroded, and are beginning to fail. Repair is not a feasible option at this point. –completed and accepted by the State Construction Office.

2 - Replacement of AHU-12, AHU-6B, AHU-14, and CU-6B - The Aquarium needs a project to replace AHU-12 due to age, condition (corrosion, rusting, etc.), and susceptibility to failure. Repair is not a feasible option currently. Additionally, replacement of AHU-6B and CU-6B needs to occur for similar reasons and will be included in this project. – in construction (AHU-12 replacement punch list being addressed, and cooling tower repairs added to project scope).

Electrical Repair Project

1 - The Automatic Transfer Switch has aged and is operating intermittently causing the generator to remain active when normal power is restored. This is a potential life safety issue. – In design

2 - The Buss Duct that runs across the saltwater area back of house has sustained significant corrosion and damage over the years and needs replacement. This project will replace the existing buss duct and relocate it, so it does not go over open water tanks. – completed and accepted by State Construction Office

Roof Repair Project

1 - Repair work on the Fort Fisher Aquarium roof includes removal of approximately 3500-SF of loose gravel, cleaning the surface, installing emulsion coating, reinstalling gravel, repairing edging, and flashing. – completed

2 - Low Slope Roof Replacement includes removal of approximately 45,000 square feet of existing roofing, repairing underlying damage, and installing a new low slope roof. – On-site work started September 5th and is progressing on schedule.

Structural Project

Repair concrete beam and column that has spalled. – in design

Performance Metrics

These funds will be used to supplement an existing project that is in the very early phases of design. This \$5M will be used towards the design and/or construction of the project. We are easily at least two years out before starting construction.

Recent Activities for Current Reporting Period (October--December 2023)

We have approximately \$2,949,057 obligated to the design contract of the large expansion/renovation project, six smaller projects (two HVAC repairs, two electrical repairs, a roof repair project, and a structural renovation project), and supplemental funding for the low slope roof replacement project.

Contact

Erin Lawrence, P.E.
Capital Projects Unit
Office: 919-814-6613
Erin.Lawrence@ncdcr.gov

North Carolina Housing Finance Agency

1. Housing Rehabilitation Loan Pool Disaster Recovery

SL 2016-124, 4.1(1)

Through the Disaster Recovery Act of 2016, the General Assembly authorized an allocation of \$20 million to the North Carolina Housing Finance Agency (the Agency) through the North Carolina Housing Trust Fund for eligible projects under Chapter 122 of the General Statutes. Notwithstanding G.S. 122E-6, these funds shall directly benefit persons and families affected by Hurricane Matthew, the western wildfires, or Tropical Storms Julia and Hermine whose incomes do not exceed one hundred percent (100%) of the area's median income, with adjustments for family size, according to the latest figures available from the US Department of Housing and Urban Development.

Responsible Department and Agency

North Carolina Housing Finance Agency

Funding Allocation Update

Appropriated	\$20,00,000.00
Expended	\$19,549,871.40
Obligated	\$ 450,128.60

Unobligated Balance \$0.00

Summary of Activities

- a. 500 Single-family homes in the ESFRLP-DR Portal with funds encumbered.
- b. 21 Single-family homes under construction
- c. 479 Single-family homes complete
- d. 48 Multi-family homes complete

Recent Activities for Current Reporting Period (October - December 2023)

- a. Supply chain disruptions continue to cause delays.
- b. Acute construction labor shortages contribute to delays.
- c. Several single-family units have dropped out of the queue because they are being addressed by RebuildNC.

Contact

Will Parry-Hill, wphill@nchfa.com, (919) 877-5605

2. Rental Production Program-Disaster Recovery

SL 2018-136, 6.1(28)

Through the Disaster Recovery Act of 2018, the General Assembly authorized an allocation of \$10 million to the North Carolina Housing Finance Agency (the Agency). These funds have been allocated to the Rental Production Program-Disaster Recovery (RPP-DR) to promote new production of affordable rental homes in the federally declared disaster counties. RPP-DR is to be used as subordinate financing on qualified developments receiving federal Low-Income Housing Tax Credits under section 42 of the federal Internal Revenue Code.

Responsible Department and Agency

North Carolina Housing Finance Agency

Funding Allocation Update

Appropriated	\$10,000,000
Expended	\$ 9,088,000
Obligated	\$ 0.00
Unobligated Balance	\$ 912,000.00

Summary of Activities

Awards were made and announced on August 9, 2019. Awards were made to eleven developments in eleven counties with a total of 790 new apartment homes affordable for working families. These investments will leverage \$112 million of private and other public

funds.

Recent Activities for Current Reporting Period (October - December 2023)

- a. Farrington Trace apartments in Pitt County, Meadow Branch apartments in Robeson County, Harbor Meadows apartments in Brunswick County, 703 Carolina Avenue apartments in Craven County, Springfield Park in Onslow County, Madison Grove in Duplin County, Magnolia Run in Lenoir County, Welsummer Yards in Johnston County, and Juniper Village in Harnett County, and Kendall Creek in Lee County have drawn funds.
- b. The only remaining property left to draw is Villas at Adair Place in Wayne County which has encountered permitting delays.

Contact

Will Parry-Hill, wphill@nchfa.com, (919) 877-5605

Office of State Budget and Management

1. Grants-In-Aid

SL 2018-5; Section 5.6(b)(4)

The purpose of this program is to provide pass through grant-in-aid funds appropriated by the NC General Assembly to the towns of Princeville and Fair Bluff for contractual services related to management and use of disaster recovery funds for Hurricane Matthew.

Responsible Department and Agency

NC Office of State Budget and Management

Funding Allocation Update

Appropriated	\$	700,000.00
Expended	\$	656,250.00
Obligated	\$	43,750.00
Unobligated Balance	\$	0.00

Summary of Activities

Grant-in-aid funds requested from the towns for which funds were appropriated for were processed to facilitate continued funding for administration of disaster recovery programs.

The remaining obligated balance is for Town of Princeville. The Town of Fair Bluff has expended all funds under its grant.

Performance Metrics

N/A

Recent Activities for Current Reporting Period (October - December 2023)

No activity for this period on the use of the remaining funds by Princeville. However, The Town of Princeville hired a new finance officer during the quarter and, to the extent she assists the Town in financial management of its various disaster recovery projects. Also, the 53-acre infrastructure project was in its final design phase during the quarter. This project is funded with approx. \$2.8 million in state funds and approx. \$13.5 million in federal funds. In December 2023, Princeville's engineering firm began submitting to FEMA (inclusive of its grantee/grant manager-N.C. Emergency Management), U.S. HUD (inclusive of its grantee/grant manager- N.C. Office of Recovery and Resiliency), and OSBM final construction/engineering documents, environmental permits/responses, revised probable cost estimate, and other deliverables for Princeville's \$12 million FEMA Building Resilient Infrastructure and Communities ("BRIC") grant, which started the close out BRIC Project 1 (design). All BRIC Project 1 deliverables were on track to be submitted by early January 2024. FEMA approval for construction (BRIC Project 2) may occur within a few months, which will allow Princeville to put the project out for bids. Princeville currently has service contracts to assist it with grants and financial management for its disaster recovery projects. Based, on the foregoing, OSBM anticipates Princeville expending the remaining obligated balance of the appropriations to support the Town's staff capacity as the new finance officer manages various disaster recovery projects and/or when the 53-acre infrastructure project moves into the construction phase during the third or fourth quarter of this fiscal year.

Contact

Durwin P Jones, OSBM Disaster Recovery Director
(984) 236-0733
durwin.jones@osbm.nc.gov

2. Grants-In-Aid

SL 2019-224; Section 2.1 (2)

The purpose of this program is to provide pass through grant-in-aid funds appropriated by the NC General Assembly to the directed units of local governments outlined in the

legislation for varied projects and purposes related to the use of disaster recovery funds for Hurricane Florence.

Responsible Department and Agency

NC Office of State Budget and Management

Funding Allocation Update

Appropriated	\$ 27,868,000.00
Expended	\$ 23,875,824.25
Obligated	\$ 3,992,175.75
Unobligated Balance	\$ 0.00

Summary of Activities

Grant-in-aid funds requested from the local government units for which funds were appropriated for were processed to facilitate continued funding for administration of disaster recovery programs.

Performance Metrics

N/A

Recent Activities for Current Reporting Period (October - December 2023)

Grant-in-aid funds from the local government units were processed as requested during the quarter. During this reporting period, the Town of Fair Bluff's uptown commercial building (Business Development Center) continues to progress and is on track to be completed before the end date of the grant on June 30, 2024 (see photos below). Property Acquisition and hazardous materials abatement of abandoned commercial buildings on Main Street are making progress.

The Town of Princeville is continuing to work towards multiple disaster recovery milestones including but not limited to performance of service contracts for financial record-keeping, auditing, Farmer's Market construction project, and its largest disaster recovery project on the 53acre site.

The design/environmental phase of the 53-acre infrastructure project was substantially completed by the end of December 2023. All remaining deliverables were on track for being submitted to FEMA in early January 2024 to close out its Building Resilient Infrastructure and Communities Grant ("BRIC") Project 1 (design). The total project funding for the 53-acre

infrastructure project consists of: (1) \$2.8 million from Princeville's State directed grant (\$1,335,000 for design and \$1,465,00 for construction (inclusive of Princeville's \$1.2 million cost share obligation for its BRIC grant)); (2) HUD's CDGB-Infrastructure \$3.15 million grant; and FEMA's \$12 million BRIC grants (FEMA \$10 million and Princeville \$1.2 million). The engineer's November 21, 2023, revised probable costs estimate ("PCE") estimated total construction at \$15.5 million (down \$10 million from the early 2023 PCE) and \$2.3 million for 15% contingency for a total estimated project cost of \$17.9 million approx. (down \$12.1 million from the early 2023 PCE). The revised PCE excluded legal, permitting, administrative fees, land acquisition of an adjacent lot, and it made certain assumptions regarding costs of installing utilities. Subject to FEMA and HUD approvals of the revised PCE, the State and federal funds are sufficient to cover the construction costs and there may be approx. \$705,000 available for contingency. Princeville (and the State agencies managing the funds for this project) anticipate FEMA's approval of Project 1 and the award of the BRIC Project 2 (construction) grant to take a few months, but it may take longer. If FEMA awards the Project 2 grant before the end of April, then the project can be advertised for bids and a construction contract awarded to avoid a possible reversion of any directed grant funds not encumbered by the June 30th reversion date.

\$100,000 of directed grant funds were obligated for a land acquisition or condemnation action that will allow Princeville to acquire title to a lot adjacent to the 53-acre site that is needed to connect the county's water system to the 53-acre site. The owner of the lot had previously rejected Princeville's offer(s) to purchase. Princeville has hired an attorney to handle this land acquisition.

Design and construction continue at Princeville's Farmer's Market Project. All other Princeville disaster recovery projects have been completed, will be completed, and/or funds expended before June 30, 2024.

No change reported by the Town of Mount Olive on its wastewater treatment improvement projects, and the Town, Engineer, Contractor, and state regulators are still working on closing the project and related permits.

The City of Greensboro continues to complete and close tornado housing recovery projects with its non-profit partners in addition to abating and demolishing a school which was condemned due to tornado damage. Following completion of the school demolition project, the City will begin closing out of its grant project.

Contact

Durwin P Jones, OSBM Disaster Recovery Director

(984) 236-0733

durwin.jones@osbm.nc.gov

3. Grants-In-Aid

SL 2019-250; Section 1.2 (8)

The purpose of this program is to provide pass through grant-in-aid funds appropriated by the NC General Assembly to Hyde County for construction of a pump station and related watershed restoration for the Lake Mattamuskeet watershed.

Responsible Department and Agency

NC Office of State Budget and Management

Funding Allocation Update

Appropriated	\$	1,800,000.00
Expended	\$	29,173.60
Obligated	\$	1,770,826.40
Unobligated Balance	\$	0.00

Summary of Activities

Grant-in-aid funds requested from Hyde County were processed to facilitate continued funding for the specific project that funds were appropriated for. Remaining funding returned to OSBM and credited back to SERDRF.

Performance Metrics

Closed

Recent Activities for Current Reporting Period (Oct-Dec 2023)

Balance funds \$1,770,826.40 returned on June 21, 2022. No updates since last reporting.

Contact

Durwin P Jones, OSBM Disaster Recovery Director

(984) 236-0733

durwin.jones@osbm.nc.gov

4. Disaster Housing Recovery Support

SL 2018-136, Subsection 6.1(24)

The purpose of this program is to provide funds for the following housing related matters:
a) Housing elevation, acquisition, and mitigation reconstruction for homes not covered by the Hazard Mitigation Grant Program, b) State Acquisition Relocation funds, which enable

low-to-moderate-income homeowners to purchase homes, and c) Flood insurance subsidies.

Responsible Department and Agency

NC Office of State Budget and Management

Funding Allocation Update

Appropriated	\$ 23,000,000
Expended	\$ 19,045,648.63
Obligated	\$ 910,693.37
Unobligated Balance	\$ 3,043,658.00

Summary of Activities

A total of \$23 million in grant awards have been committed or obligated to assist 10 severely impacted counties or communities by providing them with critical and pressing needs grants. In 2019 and 2020, a first group of grants were awarded to Brunswick, Craven, Duplin, Jones, New Hanover, Onslow, Pender, Robeson and Scotland Counties, and the City of Lumberton for housing recovery projects that addressed the most severe hardship cases involving low to moderate income, elderly, and/or disabled homeowners who were living in unsafe, unsanitary housing that pose urgent safety or public health risk due to mold, potential structural failure, fire safety, and/or lack of potable water. These grants were also used for mitigation reconstruction and acquisition activities. A total of \$5.8 million in nonprofit grant awards were provided to: Habitat for Humanity affiliates in eastern North Carolina; Wilmington Area Rebuilding Mission (WARM) (\$1 million grant); Baptists on Mission (\$1 million grant); and United Methodists (\$1 million grant) to support emergency housing repairs, mitigation reconstruction and acquisition activities that will benefit hurricane displaced families. The original grants to the Counties have been substantially closed out with the last buyout demolition scheduled for completion in early 2024.

On March 7, 2023, N.C. Department of Public Safety disbursed to OSBM-DR \$3,318,657.00 for additional Hurricane Florence housing recovery projects ("Phase 2"). Thereafter, OSBMDR disbursed awarded Phase 2 Disaster Recovery Act grants to non-profit volunteer organizations active in disasters (VOADs) and obligated funds for OSBM-DR delivered projects totaling \$2,400,000 for approximately 25 to 32 consisting of 13 new home reconstructions, 4 repairs, and 8 to 15 roof repairs for projects that may be in Beaufort, Bladen, Brunswick, Craven, Cumberland, Duplin, New Hanover, Onslow, Pender, Robeson, Scotland, and Sampson Counties. Grants were provided to three Baptists on Mission (BOM) affiliates, Fayetteville Area Habitat for Humanity (FAHFH), Scotland Habitat for Humanity, and Wilmington Area Rebuilding Ministry (WARM).

Performance Metrics

- a. **Phase 1 & Phase 2** Amount and % currently obligated for Program administrative activities from appropriation: **\$1,305,969.40 / 5%.**
- b. **Phase 1 & Phase 2** Total Amount expended for Program administrative activities and percentage (%) since fiscal year 2020 (and amount expended in the quarter for administrative activities):
\$1,121,024.69 total admin. expended or 85.8% of admin. budget (quarter \$22,875.65 or 1.75% of admin. budget).
- c. **Phase 1 & Phase 2** Amount obligated for administrative activities and percentage (%):
\$184,944.71 / 14.2% of admin. budget.
- d. **Phase 1 & Phase 2** Amount and % of appropriation allocated to Program recipient projects. **\$21,694,030.60 / 94.3%**
- e. **Phase 1 & Phase 2** Total Amount Expended for Program recipient projects (and amount expended in quarter for Program Projects): **\$20,202,887.10 or 93% of Program Project Budget.**
- f. **Phase 1 & Phase 2** Amount and % obligated on behalf of Program recipient projects.
\$873,020.05 / 4% of Program Budget for recipient projects.
- g. **Phase 1 & Phase 2** Unobligated Amount and % unobligated (amount to be programmed):
\$618,123.45 / 2.7% of total appropriation.

Recent Activities for Current Reporting Period (October - December 2023)

- By the end of the quarter, three projects were completed including a buyout in Craven County for a total of 744 residential completed projects for the original Hurricane Florence Disaster Recovery Act Program (Phase 1) and \$82,846.68 were expended on projects. Substantially all Phase 1 grants and projects have been completed and OSBM-DR is working on closing out the Phase 1 Hurricane Florence DRA Housing Recovery Program.
- Two (2) Phase 2 reconstruction projects were completed this quarter consisting of a new modular home in Beaufort County and a new manufactured housing unit in Bladen County. BOM affiliates, FAHFH, and OSBM-DR have begun several reconstruction projects and manufactured housing replacements, and WARM began its repair projects.

Contact

Durwin P Jones, OSBM Disaster Recovery Director
(984) 236-0733
durwin.jones@osbm.nc.gov

5. Housing Needs

SL 2017-119, Subsection 1.1(a)

The purpose of this program is to provide funds for the following: 1) Repair of owner-occupied low-to-moderate-income housing not covered by CDBG-DR Program funding 2) Repair of low-to-moderate-income rental housing not covered by CDBG-DR Program funding 3) Housing elevation, acquisitions, and mitigation reconstruction for homes not covered by the Hazard Mitigation Grant Program 4) State Acquisition Relocation funds, which enable low-to-moderate-income homeowners to purchase homes 5) Flood insurance subsidies and 6) Temporary housing for storm victims.

Responsible Department and Agency

NC Office of State Budget and Management

Funding Allocation Update

Appropriated	\$ 20,000,000
Expended	\$ 18,372,857.16
Obligated	\$ 1,627,142.84
Unobligated Balance	\$ 00

Summary of Activities

In December 2017 or early 2018, thirteen (13) Disaster Recovery Act grants were awarded to counties for Hurricane Matthew recovery for State housing recovery and hazard mitigation. Prior to the beginning of this quarter, OSBM-DR has expended on behalf of N.C. Division of Emergency Management \$12,722,575.91 and completed 164 housing recovery projects prior to the start of this quarter.

On or about May 31, 2023, N.C. Division of Emergency Management disbursed the balance of the subject appropriation of \$2,671,775.24 to OSBM-DR after deducting project costs and expenses incurred in fiscal years 2017, 2018, 2019, 2020, 2021, and 2022 that totaled \$4,605,648.85.

Performance Metrics - Hurricane Matthew DRA Recovery Program

- Amount and % expended on Program administrative activities: **\$2,000,000.00/10%.**
- Amount and % expended on behalf of Program recipients by OSBM-DR for NCEM: **\$13,394,351.15/66.9%.**
- Total amount and % expended on administrative activities and on behalf of Program recipients by OSBM-DR for NCEM: **\$15,394,351.15/76.97%.**

- d. *Amount and % expended by NCEM for fiscal years 2017 and 2018 administrative and program costs: **\$2,101,875.60 /10.51%.**
- e. *Amount and % expended by NCEM for fiscal years 2019 through 2022 for unreimbursed CDBG-DR administrative and labor costs: **\$2,503,773.25/12.52%.**
- f. The total S.L. 2017-119 Hurricane Matthew Program, Project Expenditures, and administrative activities was \$21,296,931.90, which was \$1,296,931.90 (6.5%) over the appropriated amount. The overrun was caused by some of the expenses noted in the preceding metric (e), but NCEM allocated Hurricane Matthew housing funds appropriated in S.L. 2018-5 to OSBM-DR to cover the overrun and the remaining balance of the \$20,000,000.00 appropriation is **\$0.00.**

Recent Activities for Current Reporting Period (October - December 2023)

- \$37,180.00 was expended during the quarter for Hurricane Matthew recovery from the funds appropriated under this Session Law for projects.
- As of the end of the quarter, three projects were completed including the last buyout that closed in December and required no demolition. A total 174 residential projects were completed in the 13 counties that received grant in December 2017 or early 2018, and SL 2017-119 Hurricane Matthew DRA Housing Recovery Program was substantially completed for all non-profit grants and most of the 13 grants to the counties.
- The first quarterly report for fiscal year 2024 that reported on applications for 11 Hurricane Matthew Phase 2 Housing DRA Recovery projects was removed from this report because those projects are funded with an appropriation from Section 5.6.(b).(5) of Session Law 2018-5.
- .

Contact

Durwin P Jones, OSBM Disaster Recovery Director

(984) 236-0733

durwin.jones@osbm.nc.gov

*For additional information on N.C. Department of Public Safety-Division of Emergency Management expenditures of the SL 2017-119 appropriation for fiscal years 2017 through 2022 and related performance metrics, please contact:

Matt Kemnitz, Assistant Director - Administration

NC Department of Public Safety - Division of Emergency Management

(C) 919-817-2511

matthew.kemnitz@ncdps.gov

6. Earthquake Recovery Support

SL 2020-97, Subsection 2.2(a)

The purpose of this program is to provide necessary and appropriate relief and assistance from the effects of the M5.1 earthquake that occurred on August 9, 2020, in Alleghany County. The funds shall be used for a) short-term housing, b) short-term rental assistance, c) demolition for reconstruction, d) home reconstruction, e) septic system reconstruction, f) home repair reimbursements, g) county and municipal water and sewer repair, h) other county assistance, i) other earthquake-related recovery efforts, j) state and county project management administration, and k) state match for federal disaster assistance programs.

Responsible Department and Agency

NC Office of State Budget and Management

Funding Allocation Update

Appropriated	\$ 24,000,000
Expended	\$ 19,204,642.64
Obligated	\$ 4,795,357.36
Unobligated Balance	\$ 00

Summary of Activities

Where a total of \$22.98 million in grant awards have been committed or obligated to assist in housing recovery and public works and facility repairs. These first phase of grants was used to assist Alleghany County in repairing its courthouse and school buildings, enable the Town of Sparta to complete sewer line and cemetery repairs, as well as provide travel trailers, rental assistance and housing repairs to individuals in the counties of Ashe, Alleghany, Wilkes, and Surry, and the Town of Sparta. These grants have also been used to repair the Bruce Wayne Osborne Post 7034 Veterans of Foreign Wars Post 7034, Alleghany Junior Appalachian Musicians (JAM) buildings, Surry County Government Facilities, and Town of Elkin Facilities

Performance Metrics

Amount and % of appropriation budgeted for administrative activities for the Program.

\$1,295,401.00 / 5.4%

b. Amount and % of appropriation expended for administrative activities for the Program.

\$1,247,809.29 / 5.2%

c. Remaining balance obligated for administrative activities at end of quarter.

\$47,591.71 / 1.9%

d. Amount and % of appropriation budgeted for recipients' projects (public and residential) for the Program.

\$22,704,599.00 / 94.6%

e. Amount and % of appropriation expended on recipients' projects (public and residential) for the Program.

f. **\$20,923,944.49 / 89.4%**

g. Total amount expended and % of the appropriation.

\$22,171,753.78 / 92.4%

h. Amount and % obligated for remaining projects and Program activities at end of quarter.

\$1,780,654.51 / 7.4%

Recent Activities for Current Reporting Period (October to December 2023)

- 100% of all residential projects are complete, fully funded, or partially funded.
- Eleven (11) housing recovery projects were completed this quarter.
- The Earthquake Recovery Office in Sparta official closed to the public on Dec. 31, 2023.
- At the beginning of the quarter, there were fifteen (15) active residential projects and by the end of the quarter there were four (4) active residential projects.
 - Residential Reconstruction Projects: The building permits were issued for the last two reconstruction projects, demolition of these homes was procured and scheduled, and two modular homes were ordered, and production started. The homes are still scheduled for completion in March 2024.
- Town of Sparta's Town Hall Repair Project: A void was discovered under the front of the building, which had to be filled pushing the completion of the project into early January 2024.
- Alleghany School System's Tennis Court Retaining Wall Project: The construction contract was awarded on Dec. 15, 2023, for a lump sum price of \$220,000. The construction started on or about Dec. 21st with a 120-day duration for an anticipated completion date on or about April 19, 2024.
- OSBM-DR's started the process to close out the Earthquake Recovery Program by: (1) working with Alleghany County to close out its grant and determining final payments due under the grant and/or its projects; and (2) reconciling all budgets, grant awards, construction contracts, program expenses, payments, budget

adjustments, change orders, amendments, grant/project close outs, payments, interest, general ledger, and remaining fund balance (if any). If the five remaining projects are completed according to their schedules, then all projects and programs should be completed and closed out by the end of the fiscal year except for the Town of Sparta's ongoing project/program described below.

- Town of Sparta Grant Sewer System Repairs: Part of the Town's grant for project management administration relating earthquake damage to its sewer system and waste treatment plant will remain open as Town and its engineer(s) assess and define the scope of the repairs, renovation, and upgrades to its wastewater treatment plant and connecting sewer lines that may have been damaged by the earthquake that were not a part of the 2021-2023 Sewer Repair Project. This work will be coordinated with the engineering/construction of the County's/Town's S.L. 2023-134 Wastewater Treatment Plant Grant/Project.

Contact

Durwin P Jones, OSBM Disaster Recovery Director
(984) 236-0733
durwin.jones@osbm.nc.gov

7. State Funding for Individual Assistance

SL 2020-97; Section 2.6.(f)

The purpose of this program is to provide funds from the State Emergency and Disaster Relief Fund (SERDRF) related to State Type I Individual Assistance Disaster Declaration for Bertie County and the contiguous counties of Chowan, Halifax, Hertford, Martin, Northampton, and Washington for assistance related to the EF-3 tornado in Bertie County as a result of Hurricane Isaias.

Responsible Department and Agency

NC Office of State Budget and Management

Funding Allocation Update

Appropriated	\$	750,000.00
Expended	\$	303,118.00
Obligated	\$	446,882.00
Unobligated Balance	\$.00

Summary of Activities

N/A

Performance Metrics

N/A

Recent Activities for Current Reporting Period (October - December 2023)

N/A

Contact

Marsha Overby

984-236-0651

Marsha.Overby@osbm.nc.gov

8.State Match for Federal Assistance Programs

SL 2019-250; Section 1.2 (1)

The purpose of this program is to provide funds to state agencies from the State Emergency and Disaster Relief Fund (SERDF) related to Hurricane Dorian, recent storms, and future emergencies, as authorized by G.S 166-A;19.42 for the required state match for various federal programs that administer disaster recovery assistance programs.

Responsible Department and Agency

NC Office of State Budget and Management

Funding Allocation Update

Appropriated	\$ 5,000,000.00
Expended	\$ 649,682.00
Obligated	\$ 4,350,318.00
Unobligated Balance	\$.00

Summary of Activities

Funds used to provide state match for various federal programs. Funds began being used September 2023 after exhausting prior match funding appropriated in SL 2016-124.

Performance Metrics

N/A

Recent Activities for Current Reporting Period (October - December 2023)

Funding used as reported to Joint Legislative Commission on Governmental Operations on monthly expenditures from State Emergency Response and Disaster Relief fund.

Contact

Marsha Overby

984-236-0651

Marsha.Overby@osbm.nc.gov

North Carolina State Education Assistance Authority

1. Emergency Grant for Affected Postsecondary Students (NCICU)

SL2018-136, Section 6.1 (12)

The Emergency Scholarship Grant Funds are provided to mitigate the impact for postsecondary students who have suffered financial hardship due to damage and destruction from Hurricane Florence. An emergency scholarship in the amount of up to one thousand two hundred fifty dollars (\$1,250) per student will be used so that his or her postsecondary education continues uninterrupted. The students are required to reside in or attend an institution located in a county designated under a major disaster declaration as a result of Hurricane Florence.

Responsible Department and Agency

North Carolina State Education Assistance Authority - NCSEAA

Funding Allocation Update

	Total	SL here
Appropriated	\$1,000,000.00	
Expended	\$ 862,623	
Obligated		
Unobligated Balance	\$ 137,377	

Summary of Activities

- Assisted students with grants for tuition and fees.
- Assisted students with grants for housing and living expenses.
- Assisted students with grants for transportation.
- Provided assistance over a period of three semesters.

Performance Metrics

- Average Time for Project Delivery by Program
 - Average number of days from application to fund distribution **N/A**
 - Average number of days from fund distribution to project commencement **N/A**
 - Average number of days from project commencement to project completion **N/A**
- Amount and % spent/obligated on administrative activities by Program. **None**
- Amount and % spent/obligated on behalf of recipients by Program. **None**

Recent Activities for Current Reporting Period (Oct-Dec 2023)

No new awards were made during this period. No refunds were received during this period.

Contact

Kevin J. Lineberry | Associate Director for Higher Education Programs

North Carolina State Education Assistance Authority - NCSEAA

2 UNC-TV Drive | Research Triangle Park, NC 27709

Office: 919.248.4679 | Fax: 919.248.6679 | Cell: 919.937.7884

UNC Pembroke

1. Emergency Grants for Affected Postsecondary Students

SL 2018-136 6.1(11)

In an October special legislative session, the 2018 General Assembly appropriated \$2,000,000 from the statewide Hurricane Florence Disaster Recovery Fund to the Board of Governors to establish the Hurricane Florence Emergency Grant Program for Postsecondary Students. Funding from this program will provide emergency scholarship grants in an amount up to one thousand two hundred fifty dollars (\$1,250) for each eligible UNC System student who has suffered financial hardship due to the damage and destruction from Hurricane Florence. These funds may be used to cover any expenses that support a student's continued enrollment, including costs related to transportation, textbooks, tuition, fees and living expenses.

Responsible Department and Agency

UNC-Pembroke, Financial Aid

Funding Allocation Update

Appropriated	\$250,000
Expended	\$ 97,000
Obligated	\$0.00
Unobligated Balance	\$153,000

Summary of Activities

UNCP awarded \$ 97,000 in grants to students during the Fall and Spring semesters for the 18/19 school year.

Performance Metrics

- a. Average time for Project Delivery by Program
 - Average number of days from application to fund distribution – 4 days.
 - Average number of days from fund distribution to project commencement – N/A
 - Average number of days from project commencement to project completion – N/A
- b. Amount and % spent/obligated on administrative activities by Program – 0%
- c. Amount and % spent/obligated on behalf of recipients by Program – 38.8% (97,000/250,000)

Recent Activities for Current Reporting Period (Oct-Dec 2023)

UNCP did not award any new grants during this period. This program is finished, and unobligated monies have been returned previously.

Contact

Michelle Donegain

Controller

Michelle.donegain@UNCP.edu

910-521-6583

2. Capital Recovery Fund

SL 2018-136 6.1(7)

In an October special legislative session, the 2018 General Assembly appropriated \$30,000,000 from the statewide Hurricane Florence Disaster Recovery Fund to the Board of Governors for repair and renovation of capital facilities at three campuses that sustained the heaviest damage from Hurricane Florence. Allocations are to be made to Fayetteville State University, UNC Pembroke, and UNC Wilmington.

Under the provisions of the law, institutions will diligently seek alternative funds to cover the needs for which state funds are being provided and, if funds are provided from these alternative sources, return the state funds.

Responsible Department and Agency

Please include the Department, Agency and Division responsible here.

Funding Allocation Update

Appropriated	\$829,499
Expended	\$800.000
Obligated	\$0
Unobligated Balance	\$29,499

Summary of Activities

- a. Foundation work required for soil conditions degraded by flooding and “hardening” finishes, doors, etc. to increase building system resilience for West Hall not covered by FEMA or insurance.
- b. Identified areas of mitigation to reduce future risk and damages.

Performance Metrics

- a. Average time for Project Delivery by Program
 - Average number of days from application to fund distribution – N/A
 - Average number of days from fund distribution to project commencement – N/A
 - Average number of days from project commencement to project completion Approximately 638 days (October 2018 – July 2020)
- b. Amount and % spent/obligated on administrative activities by Program – 0%
- c. Amount and % spent/obligated on behalf of recipients by Program – 100%

Recent Activities for Current Reporting Period (Oct-Dec 2023)

This program is finished, and unobligated monies were returned during the current reporting period.

Contact

Michelle Donegain

Controller

Michelle.donegain@UNCP.edu

910-521-6583

UNC Wilmington

1. Repairs and Renovations to Dobo Hall – Hurricane Florence

SL 2019-224 and Subsection 2.1.(8) c.

The intended purpose of this program is to provide funding for repairs and renovations for damages sustained from Hurricane Florence. Hurricane Florence caused extensive damage to Dobo Hall, the primary lab research facility on the main campus. A complete remediation and renovation to Dobo Hall was required, and temporary lab and classroom facilities were necessary in the interim to provide teaching and research space and continue the mission of the University.

Responsible Department and Agency

Architectural and Construction Services, UNC-Wilmington

Funding Allocation Update

	Total	SL here
Appropriated	\$8,000,000.00	
Expended	\$8,000,000.00	
Obligated		
Unobligated Balance	\$0.00	

Summary of Activities

- 12 Short-term space was provided via the re-construction and upfit of modular buildings that could be immediately positioned on the UNCW campus and Infrastructure work was included in this scope of work.
- 13 Mid-term space better suited to our research and teaching needs was planned through the procurement and placement of modular classroom teaching and research laboratory units. The scope included the pre-engineered structures and supporting parking and infrastructure and will remain operational until Dobo Hall is complete and suitable for re-use.
- 14 The project required the remediation of hazardous materials and conditions to enable full building access, including mold and chemical contaminants that were verified with testing along with removal of all equipment, chemicals, glassware, furniture, etc. The project scope also includes repair of nearly 500 incomplete structural connections resident from the original construction, replacement of the roof and supporting deck, all exterior windows, interior finishes and permanent furnishings, all building mechanical and electrical systems, life safety and controls that were destroyed by several days of water intrusion during the storm.

Performance Metrics

- Average Time for Project Delivery by Program
- Amount and % spent/obligated on administrative activities by Program.
- Amount and % spent/obligated on behalf of recipients by Program.

Recent Activities for Current Reporting Period (Oct-Dec 2023)

Although work is still underway to replace equipment, labware and furniture destroyed in the storm, faculty and staff began setting up department offices and labs in August of 2020 and Dobo Hall reopened for fall 2020 semester. No recent activity to report.

Contact

Joe Stewart, Architectural and Construction Services, UNCW
910-962-3599
stewartw@uncw.edu

1. Water Vessels (Abandoned and Derelict Vessels)

SL 2019 224 2.1 (10), SL 2020-74 HB 308

The North Carolina Wildlife Resources Commission received a General Fund appropriation of \$1,000,000 to inspect, investigate, and remove derelict and abandoned water vessels which were a result of Hurricane Florence and other past storms.

Responsible Department and Agency

North Carolina Wildlife Resources Commission

Funding Allocation Update

	Total	SL here
Appropriated	\$1,000,000.00	
Expended	\$1,000,000.00	
Obligated	\$	
Unobligated Balance	\$0.00	

Summary of Activities

NC Wildlife Resources Commission (NCWRC) has defined the Abandoned and Derelict Vessel project plan to ensure efficient use of the funding. NCWRC has also requested and was granted revisions to the Abandoned and Derelict Vessel legislation, SESSION LAW 2020-74 HOUSE BILL 308 contains the revisions. A project lead has been named and work on the project plan is underway. NCWRC has removed 40 abandoned vessels and plans to remove 50 total with remaining appropriated funds.

Performance Metrics

- Average Time for Project Delivery by Program
 - Average number of days from application to fund distribution **TBD**
 - Average number of days from fund distribution to project commencement **TBD**
 - Average number of days from project commencement to project completion: **60 days**
- Amount and % spent/obligated on administrative activities by Program.
 - **Amount Spent: \$20,845.37**
 - **% Spent on Administrative Activities: 6.6%**
- Amount and % spent/obligated on behalf of recipients by Program.
 - **Amount Spent: \$1,000,000.00**
 - **% Spent on behalf of recipients of by Program: 100%**

Recent Activities for Current Reporting Period (Oct-Dec 2023)

NCWRC's Abandoned and Derelict Vessel Removal Program has continued to implement a removal plan and strategy for removing abandoned and derelict vessels caused by Hurricane Florence and other past storms. In total 48 vessels have been removed with the \$1 million appropriation. No Activity for the Current Quarter

Contact

Ashton Godwin
Legislative Liaison
NC Wildlife Commission
919.616.6507

Appendices

6. Comprehensive State and Federal Funding Workbooks for Hurricanes Matthew, Florence, Michael, Dorian, and other smaller recent events.

Agency Service Storm		
DPS	HPA	Matthew
DPS	HPA	MATTHEW-MITIGATION
DPS	HPA	MATTHEW-MITIGATION
DPS	HPA	Florence
DPS	HPA	Matthew
DPS	HPA	Matthew
DPS	HPA	Matthew
DPS	HPA	Florence
DPS	HPA	Florence
DPS	HPA	Florence
DPS	HPA	Michael
DPS	HPA	Dorian
DPS	HPA	Dorian

Grant Name/ Title	Grant Start Date	Grant End Date
CDBG-DR	08/15/2017	08/15/2023
CDBG-DR		
CDBG-DR		
CDBG-DR		
Hurricane Matthew PA	10/01/2016	N/A
Hurricane Matthew IA - Individual Assistance	10/10/2016	
Hurricane Matthew HM	10/01/2016	NA
Hurricane Florence PA	10/01/2018	NA
Hurricane Florence IA - Housing Assistance	09/15/2018	NA
Hurricane Florence HM	10/01/2018	NA
Tropical Storm Michael-PA	10/10/2018	NA
Hurricane Dorian-PA	10/04/2019	NA
Hurricane Dorian-IA Individual Assistance		

			Required State Match % Amount
Grant Award Amount	Budget Code	Budget Fund/Center	
\$ 236,590,000	24552	2R17	0%
\$ 168,067,000	24552	2R28	
\$ 34,619,000	24552	2R40	
\$ 594,000,000	24558	2D60-2D61	
\$ 294,352,235	24558, 24552	2A75007A, 2A75007B, 2A750072, 2A750073, 2A750074, 2A750075, 2A750076, 2A750078, 2A750090	varies
\$ 128,037,286.57	None	None	0%
\$ 77,754,661	24552	2A770076, 2A770078	varies
\$ 762,917,814	24558	2D510072-2D510078	varies
\$ 154,106,130.05	None	None	0%
\$ 71,761,657	24558	2D530078, 007M, 0076	0%
\$ 24,126,996	24552	2A890072-2A890078	
\$ 72,739,755	24552	2A910075, 2A910078	
\$ 1,039,333		None	
\$ 2,522,205,784			

Non-Federal Match Source Description
Disaster Recovery
None
Disaster Recovery
Disaster Recovery
None

Grant Description

HUD- Community Development Block Grant- Disaster Recovery (CDBG-DR) Program

HUD- Community Development Block Grant- Disaster Recovery (CDBG-DR) Program

HUD- Community Development Block Grant- Disaster Recovery (CDBG-DR) Program

Hurricane Matthew PA

Hurricane Matthew IA - Housing Assistance

Hurricane Matthew HM

Hurricane Florence PA

Hurricane Florence IA - Individual Assistance

Hurricane Florence HM

Tropical Storm Michael PA

Hurricane Dorian PA

Hurricane Dorian IA

**Disaster Preparedness
Expenditures for qtr
Dec 31, 2023**

**Disaster Response
Expenditures for qtr Dec
31, 2023**

**Disaster Mitigation
Expenditures for qtr Dec
31, 2023**

		\$ 2,029,391.47

		\$ 3,524,677.86

		\$ 3,510,436
		\$ 9,064,504.93

Disaster Recovery Expenditures for qtr Dec 31, 2023	Disaster Preparedness Expenditures Program to Date	Disaster Response Expenditures Program to Date
\$ 2,491,575.69	\$ -	\$ -
	\$ -	\$ -
	\$ -	\$ -
\$ 59,585,198.94	\$ -	\$ -
\$ 1,049,852.37	\$ -	\$ -
	\$ -	\$ 128,034,344
	\$ -	\$ -
\$ 2,276,592.08	\$ -	\$ 3,595,578
	\$ -	\$ 154,106,183
	\$ -	\$ -
\$ 719,455.93	\$ -	\$ -
\$ 2,555,333.45	\$ -	\$ -
	\$ -	\$ 970,759
	\$ -	\$ 286,706,864.21
\$ 68,678,008.46		
\$ 77,742,513.39		

Disaster Mitigation Expenditures Program to Date	Disaster Recovery Expenditures Program to Date
\$ -	\$ 207,421,299
\$ 30,414,919	\$ -
\$ 78,009	\$ -
\$ -	\$ 245,883,041
\$ -	\$ 263,725,307
\$ -	\$ -
\$ 34,066,743	\$ -
\$ -	\$ 576,484,140
\$ -	\$ -
\$ 41,089,984	\$ -
\$ -	\$ 17,374,986
\$ -	\$ 57,171,307
\$ -	\$ -
\$ 105,649,655.74	\$ 1,368,060,080.44

Cost Center	Amount	FFP	Federal Share
2R177ADM35R1	\$ 324.12	100%	\$ 324.12
2R177BAM35R1		100%	\$ -
2R177CDB35R1		100%	\$ -
2R177HRB35R1	2,210,402.88	100%	\$ 2,210,402.88
2R177INM35R1		100%	\$ -
2R177PLN35R1		100%	\$ -
2R177PHM35R1		100%	\$ -
2R177MFM35R1	\$ 280,848.69	100%	\$ 280,848.69
2R177SBA35R1		100%	\$ -
2R177SRM35R1		100%	\$ -
2R17890035R1			\$ 2,491,575.69
2R287ADX35R2		100%	\$ -
2R287AHX35R2		100%	\$ -
2R287INX35R2		100%	\$ -
2R287PHX35R2		100%	\$ -
2R287PLM35R2	\$ 16,685.21	100%	\$ 16,685.21
2R287BAX35R2	\$ 2,012,706.26	100%	\$ 2,012,706.26
			\$ 2,029,391.47
2R407ADX35R4		100%	\$ -
2D607ADF3D60		100%	\$ -
2D607AHF3D60	\$ 21,562.46	100%	\$ 21,562.46
2D607CEF3D60		100%	\$ -
2D607CTF3D60		100%	\$ -
2D607HRF3D60		100%	\$ -
2D60LBAF3D60		100%	\$ -
2D60LHRF3D60	21,445,197.54	100%	\$ 21,445,197.54
2D60LSRF3D60		100%	\$ -
2D60UBAF3D60		100%	\$ -
2D60UHRF3D60	2,602,224.32	100%	\$ 2,602,224.32
2D60USRF3D60		100%	\$ -
2D607PLF3D60		100%	\$ -
2D607SRF3D60		100%	\$ -
			\$ 24,068,984.32
2D617ADS3D61	\$ 923,684.74	100%	\$ 923,684.74
2D617AHS3D61		100%	\$ -
2D617HRS3D61		100%	\$ 16,597,087.35
2D617PLS3D61	\$ 6,235.00	100%	\$ 6,235.00
2D617SRS3D61		100%	\$ -
2D617CES3D61	\$ 63,932.51	100%	\$ 63,932.51
2D617CTS3D61		100%	\$ -

2D61LBAS3D61			100%	\$	-
2D61LHRS3D61	\$	16,597,087.35	100%	\$	16,597,087.35
2D61LSRS3D61			100%	\$	-
2D61UBAS3D61			100%	\$	-
2D61UHRS3D61	\$	1,328,187.67	100%	\$	1,328,187.67
2D61USRS3D61			100%	\$	-
				\$	35,516,214.62
2A75007A			82%	\$	-
2A75007B			87%	\$	-
2A750072			75%	\$	-
2A750073			85%	\$	-
2A750074			80%	\$	-
2A750075			75%	\$	-
2A750076		1,154,961.35	75%	\$	866,221.01
2A750078		183,631.36	100%	\$	183,631.36
				\$	1,049,852.37
2A770076		4,699,413.26	75%	\$	3,524,559.95
2A770078		117.91	100%	\$	117.91
				\$	3,524,677.86
2A89007M	\$	4,861.91	100%	\$	4,861.91
2A890072			75%	\$	-
2A890075			75%	\$	-
2A890076	\$	867,781.31	75%	\$	650,835.98
2A890078	\$	46,491.12	100%	\$	46,491.12
				\$	702,189.01
2A91007M			100%	\$	-
2A910072			75%	\$	-
2A910075	\$	751,501.17	75%	\$	563,625.88
2A910076	\$	771,960.65	75%	\$	578,970.49
2A910078	\$	40,622.38	100%	\$	771,960.65
				\$	1,914,557.02
2D51007D			77%	\$	-
2D51007M	\$	7,791.77	100%	\$	7,791.77
2D51007P			75%	\$	-
2D510072		490,438.92	75%	\$	367,829.19
2D510075			75%	\$	-
2D510076	\$	2,213,660.26	75%	\$	1,660,245.20
2D510078	\$	240,725.92	100%	\$	240,725.92

				\$	-
				\$	2,031,372.62
2D53007M	\$	15,356.25	100%	\$	15,356.25
2D530076	\$	222,561.14	75%	\$	166,920.86
2D530078	\$	406,404.09	100%	\$	406,404.09
				\$	588,681.20

\$ 77,742,513.39

DOT

%

DOT SHARE

Total Federal Share

\$ 59,585,198.94

100%	\$	-	\$	-
100%	\$	-	\$	-
100%	\$	-	\$	-
100%	\$	-	\$	-
100%	\$	-	\$	-

100%	\$	-	\$	866,221.01
	\$	-	\$	183,631.36

\$ 1,049,852.37

\$ 3,524,559.95

\$ 117.91

\$ 3,524,677.86

\$ 4,861.91

100%	\$	-
------	----	---

100%	\$	-
------	----	---

\$	17,266.92	100%	\$	17,266.92	\$	668,102.90
----	-----------	------	----	-----------	----	------------

\$ 46,491.12

\$ 719,455.93

\$ -

100%	\$	-
------	----	---

\$ 563,625.88

\$	640,776.43	100%	\$	640,776.43	\$	1,219,746.92
----	------------	------	----	------------	----	--------------

\$ 771,960.65

\$ 2,555,333.45

100%	\$	-	\$	-
------	----	---	----	---

	\$	-	\$	7,791.77
--	----	---	----	----------

100%	\$	-	\$	-
------	----	---	----	---

100%	\$	-	\$	367,829.19
------	----	---	----	------------

100%	\$	-	\$	-
------	----	---	----	---

100%	\$	-	\$	1,660,245.20
------	----	---	----	--------------

\$ 240,725.92

				\$	2,276,592.08
				\$	15,356.25
\$	2,921,754.41	100%	\$	2,921,754.41	\$ 3,088,675.27
				\$	406,404.09
				\$	3,510,435.61
				\$	13,636,347.29
				\$	4,520,967.16
				\$	-
				\$	18,157,314.45

Amount	FFP	State Share
--------	-----	-------------

\$	-	25%	\$	-
\$	-	25%	\$	-
\$	-	25%	\$	-
\$	-	15%	\$	-
\$	-	20%	\$	-

\$	1,154,961.35	25%	\$	288,740.34
\$	183,631.36			

\$ 288,740.34

\$	4,699,413.26	25%	\$	1,174,853.32
----	--------------	-----	----	--------------

\$ 1,174,853.32

25%	\$	-
-----	----	---

\$	867,781.31	25%	\$	216,945.33
----	------------	-----	----	------------

\$ 216,945.33

\$	-	25%	\$	-
----	---	-----	----	---

25%	\$	192,990.16
-----	----	------------

\$ 192,990.16

\$	-	23%	\$	-
----	---	-----	----	---

\$	-	25%	\$	-
----	---	-----	----	---

\$	490,438.92	25%	\$	122,609.73
----	------------	-----	----	------------

\$	-	25%	\$	-
----	---	-----	----	---

\$	2,213,660.26	25%	\$	553,415.07
----	--------------	-----	----	------------

\$	240,725.92			
----	------------	--	--	--

\$ 676,024.80

\$ 222,561.14 25% \$ 55,640.29

\$ 55,640.29

Storms
CDBG
IA

Implementation Status of State Funds for Hurricane Florence & Matthew, Michael & Dorian								
Report format prepared by NCORR: March 3, 2020								
DRA Session Law	DRA Session Law Subsection	STORM	Service Code	Program	Agency	Legislative Allocation	Disaster Preparedness Expenditures Thru Sept 30, 2023	Disaster Response Expenditures Program thru Sept 30, 2023
SL 2019-224	2.1 (9)	Florence	AG	Purchase of Bulldozers & Tractor Plows	DACS	\$ 1,000,000		
SL 2019-224	2.1 (9)	Florence	AG	Stream Debris Removal	DACS	\$ 1,000,000		
SL 2019-250	1.2 (5)		AG	Stream Debris Removal	DACS	\$ 5,000,000		
SL 2019-224	2.1 (3)	Florence	ENV	VARIOUS PROJECTS- Ferry Mon	DEQ	\$ 175,000		
SL 2019-224	2.1 (3)	Florence	ENV	VARIOUS PROJECTS-Cedar Creek	DEQ	\$ 500,000		
SL 2019-224	2.1 (3)	Florence	ENV	VARIOUS PROJECTS- Big Elkin	DEQ	\$ 1,500,000		
SL 2019-224	2.1 (3)	Florence	ENV	VARIOUS PROJECTS-Mitchell River	DEQ	\$ 1,000,000		
SL 2019-224	2.1 (3)	Florence	ENV	VARIOUS PROJECTS-DR Infrastructure	DEQ	\$ 8,000,000		
SL 2019-224	2.1 (3)	Florence	ENV	VARIOUS PROJECTS-Coastal Storm Mitigation	DEQ	\$ 11,500,000		
SL 2019-250	1.1 (3)		ENV	Clean Water State Revolving Fund	DEQ	\$ 17,600,000		
SL 2019-250	1.2 (9)		ENV	Disaster Recovery for Coastal Reserves	DEQ	\$ 50,000		
SL 2019-224	2.1 (6)	Florence	ENV	Support Aquarium at Fort Fisher	DNCR	\$ 5,000,000	\$ 490,553.76	
SL 2019-250	1.2 (7)	Dorian	EDU	Repairs for Ocracoke School due to Hurricane Dorian	DPI	\$ 1,700,000		
SL 2019-224	2.1 (4)	Florence	HPA	NCORR Buyouts & SARF	DPS	\$ 13,000,000		
SL 2019-224	2.1 (4)	Florence	GRANTS	NCORR LOANS & GRANTS	DPS	\$ 9,000,000		
SL 2019-224	2.1 (7)	Florence	RISK	NCEM-VOAD Disaster Recovery	DPS	\$ 1,000,000		
SL 2019-224	2.1 (7)	Florence	RISK	NC Search and Rescue Program	DPS	\$ 1,000,000		
SL 2019-224	2.1 (7)	Florence	RISK	NCEM-River Guages	DPS	\$ 2,000,000		
SL 2019-224	2.1 (7)	Florence	RISK	NCEM-Flood Insurance Pilot	DPS	\$ 2,000,000		
SL 2019-250	1.1 (1)		MATCH	State Match and Other Support for Disaster Reovery	DPS	\$ 70,812,336		
SL 2019-250	1.2 (2) a		RISK	Flood Mitigation Studies	DPS	\$ 5,000,000		
SL 2019-250	1.2 (3) a		RISK	Local Government Assistance Loans	DPS	\$ 10,000,000		
SL 2019-250	1.2 (2)		RISK	Water Level and Breach Monitoring Systems	DPS	\$ 4,800,000		
SL 2019-250	1.2 (3) b	Dorian	GRANTS	NCORR-Grants to Local Governments	DPS	\$ 5,000,000		
SL 2019-250	1.1 (2) a	Matthew	MATCH	State Emergency Response and Disaster Relief Fund (Matthew)	DPS	\$ 11,197,013		
SL 2019-250	1.1 (2) b	Michael	MATCH	State Emergency Response and Disaster Relief Fund (Michael)	DPS	\$ 4,176,245		
SL 2019-250	1.1 (2) c	Dorian	MATCH	State Emergency Response and Disaster Relief Fund (Dorian)	DPS	\$ 17,800,000		
SL 2019-250	1.2 (6)	Dorian	EDU	Repairs to Buildings due to Hurricane Dorian	ECSU	\$ 5,200,000		
SL 2019-224	2.1 (5)	Florence	GRANTS	Grants to Repair, Replace, and Build New Infrastructure	LEAF	\$ 4,500,000		

SL 2019-250	1.2 (4)		GRANTS	Grants to Repair, Replace, and Build New Infrastructure	LEAF	\$	15,000,000		
SL 2019-224	2.1 (1)	Florence	EDU	Hurricane Florence Disaster Assistance for FTE Losses	NCCCS	\$	6,400,000		
SL 2019-224	2.1 (2)	Florence	GRANTS	OSBM GRANTS-Town of Morehead City	OSBM	\$	68,000		
SL 2019-224	2.1 (2)	Florence	GRANTS	OSBM GRANTS Town of Bladenboro	OSBM	\$	200,000		
SL 2019-224	2.1 (2)	Florence	GRANTS	OSBM GRANTS-Bladen County	OSBM	\$	300,000		
SL 2019-224	2.1 (2)	Florence	GRANTS	OSBM GRANTS- Jones County	OSBM	\$	500,000		
SL 2019-224	2.1 (2)	Florence	GRANTS	OSBM GRANTS- Pender County	OSBM	\$	500,000		
SL 2019-224	2.1 (2)	Florence	GRANTS	OSBM GRANTS- City of Greensboro	OSBM	\$	1,000,000		
SL 2019-224	2.1 (2)	Florence	GRANTS	OSBM GRANTS- Town of Elm City	OSBM	\$	1,000,000		
SL 2019-224	2.1 (2)	Florence	GRANTS	OSBM GRANTS- Carteret County	OSBM	\$	3,300,000		
SL 2019-224	2.1 (2)	Florence	GRANTS	OSBM GRANTS- Sampson County	OSBM	\$	3,500,000		
SL 2019-224	2.1 (2)	Florence	GRANTS	OSBM GRANTS- Town of Mount Olive	OSBM	\$	5,500,000		
SL 2019-224	2.1 (2)	Florence	GRANTS	OSBM GRANTS- Town of Fair Bluff	OSBM	\$	6,000,000		
SL 2019-224	2.1 (2)	Florence	GRANTS	OSBM GRANTS- Town of Princeville	OSBM	\$	6,000,000		
SL 2019-250	1.2 (1)		MATCH	State Emergency Response and Disaster Relief	OSBM	\$	5,000,000		
SL 2019-250	1.2 (8)		GRANTS	Lake Mattamuskeet watershed restoration	OSBM	\$	29,174		
SL 2019-224	2.1 (8)	Florence	EDU	UNC- NC Policy Collaboratory (MOD MON)	UNC	\$	160,000		
SL 2019-224	2.1 (8)	Florence	EDU	UNC- Collaboratory Study for Flooding and Resiliency	UNC	\$	2,000,000		
SL 2019-224	2.1 (8)	Florence	EDU	UNC-W Repaors for DOBO Hall	UNC	\$	8,000,000		
SL 2019-224	2.1 (10)	Florence	ENV	Water Vessels	WRC	\$	1,000,000		
SL 2019-250	1.2 (10)		ENV	Administer Grant Programs	WRC	\$	500,000		
Totals						\$	286,467,768		

[illegible]

[illegible]

Disaster Recovery Expenditures	
Program to Date	Remaining Balance
\$ -	\$ -
\$ -	\$ 679,169.15
\$ 346,843.35	\$ 851,858.04
\$ 175,000.00	\$ -
\$ 500,000.00	\$ -
\$ 1,500,000.00	\$ -
\$ 1,000,000.00	\$ -
\$ 5,150,874.79	\$ 2,849,125.21
\$ 11,500,000.00	\$ -
\$ 7,134,654.00	\$ 10,465,346.00
\$ 49,996.45	\$ 3.55
\$ -	\$ 3,139,785.80
\$ 1,700,000.00	\$ -
\$ 8,050,000.00	\$ 4,950,000.00
\$ 8,116,733.80	\$ 883,266.20
\$ 974,440.11	\$ 25,559.89
\$ 844,396.42	\$ 155,603.58
\$ 819,480.79	\$ 1,180,519.21
\$ -	\$ 2,000,000.00
\$ 64,479,819.98	\$ 6,332,516.02
\$ 4,194,466.30	\$ 805,533.70
\$ 6,509,794.68	\$ 3,490,205.32
\$ 3,728,042.18	\$ 1,071,957.82
\$ 4,894,860.00	\$ 105,140.00
\$ -	\$ 11,197,013.00
\$ 2,586,940.65	\$ 1,589,304.35
\$ 17,192,649.33	\$ 607,350.67
\$ 4,372,287.17	\$ 827,712.83
\$ 3,206,418.69	\$ 1,003,040.91

\$	1,508,278.41	\$	7,906,431.58
\$	6,399,997.87	\$	2.13
\$	68,000.00	\$	-
\$	175,045.00	\$	24,955.00
\$	266,704.20	\$	33,295.80
\$	500,000.00	\$	-
\$	500,000.00	\$	-
\$	486,239.24	\$	582,054.75
\$	1,000,000.00	\$	-
\$	3,300,000.00	\$	-
\$	3,500,000.00	\$	(0.00)
\$	5,431,960.06	\$	68,039.94
\$	5,481,961.73	\$	1,029,138.27
\$	3,165,914.51	\$	3,075,941.69
\$	649,681.92	\$	4,350,318.08
\$	29,173.60	\$	-
\$	-	\$	160,000.00
\$	-	\$	2,000,000.00
\$	4,626,214.36	\$	-
\$	-	\$	1,000,000.00
\$	-	\$	500,000.00
\$	-		
\$	196,116,870	\$	74,940,188

1770826 returned to SERDF

Implementation Status of State Funds for Hurricane Matthew										
Report format prepared by NCORR: March 3, 2020										
							Disaster Preparedness	Disaster Response	Disaster Mitigation	Disaster Recovery
							Expenditures Thru	Expenditures Program	Expenditures thru	Expenditures Program
DRA Session Law	Subsection	STORM	Service Code	Program	Agency	Legislative Allocation	Dec 31, 2023	thru Dec 31, 2023	Dec 31, 2023	thru Dec 31, 2023
SL 2016-124	4.1 (8)	MATTHEW	LGI	Grants to Repair, Replace, and Build New Infrastructure	COM	\$ 10,000,000				
SL 2016-124	4.1 (10)(a)	MATTHEW	AG	NCFS Wildfire Response	DACS	\$ 11,400,000				
SL 2016-124	4.1 (10) (a)	MATTHEW	AG	Timber Restoration	DACS	\$ 1,000,000				
SL 2016-124	4.1 (10)(a)	MATTHEW	AG	Claridge Nursery Operations and Non-Capital Repairs	DACS	\$ 1,500,000				
SL 2016-124	4.1 (10)(b)	MATTHEW	AG	AgWRAP - farm pond and dam repairs w/PEs	DACS	\$ 1,767,604				
SL 2016-124	4.1 (10)(b)	MATTHEW	AG	Non-field farm road repairs	DACS	\$ 405,046				
SL 2016-124	4.1 (10)(b)	MATTHEW	AG	Stream Debris Removal	DACS	\$ 10,027,350				
SL 2016-124	4.1 (10)(c)	MATTHEW	AG	Cherry Research Farm Dike Repair	DACS	\$ 250,000.00				
SL 2016-124	4.1 (9)	MATTHEW	LGI	Grants for Environmental Infrastucture	DEQ	\$ 10,000,000				\$ 230,071
SL 2016-124	4.1 (11)	MATTHEW	LGI	Infrastructure Repairs	DOI	\$ 69,523				
SL 2016-124	4.1 (2)	MATTHEW	HPA	Emergency Sheltering and Short Term Housing Needs	DPS	\$ 9,000,000				
SL 2016-124	4.1 (3)	MATTHEW	HPA	Resilient Redevelopment Planning	DPS	\$ 11,500,000				
SL 2016-125	4.1	MATTHEW	HPA	SARF	DPS	\$ 11,132,000				
SL 2016-124	4.1 (1)	MATTHEW	HPA	Housing Trust Fund	HFA	\$ 20,000,000				573,462.00
SL 2016-124	4.1 (7)	MATTHEW	LGI	Grants to Repair, Replace, and Build New Infrastructure	LEAF	\$ 20,000,000				
SL 2016-124	4.1 (6)	MATTHEW	ECO	Small Business Loans	LEAF	\$ 5,000,000				
SL 2016-124	4.1 (4)	MATTHEW	MATCH	State Match for Federal Assistance Programs	OSBM	\$ 66,228,370				
TOTALS						\$ 167,879,893				

Disaster Preparedness Expenditures Program to Date	Disaster Response Expenditures Program to Date	Disaster Mitigation Expenditures Program to Date	Disaster Recovery Expenditures Program to Date	Remaining Balance
\$ -	\$ -	\$ -	\$ 6,600,324	\$ 3,399,675.58
\$ -	\$ 20,404,581	\$ -	\$ (9,104,850)	\$ 100,268.69
\$ -	\$ -	\$ -	\$ 711,928	\$ 288,071.81
\$ -	\$ -	\$ 3,636	\$ 1,060,352	\$ 436,012.00
\$ -	\$ -	\$ -	\$ 1,545,494	\$ 222,110.25
\$ -	\$ -	\$ -	\$ 404,868	\$ 178.00
\$ -	\$ -	\$ 10,017,436	\$ -	\$ 9,914.29
\$ -	\$ 84,020	\$ -	\$ 100,470	\$ 65,510.05
\$ 117,102	\$ -	\$ -	\$ 9,226,869	\$ 656,028.95
\$ -	\$ -	\$ -	\$ 69,523	\$ -
\$ -	\$ -	\$ -	\$ 8,561,579	\$ 438,421.14
\$ -	\$ -	\$ -	\$ 11,500,000	\$ -
\$ -	\$ -	\$ -	\$ 930,329	\$ 10,201,671.00
\$ -	\$ -	\$ -	\$ 19,549,871	\$ 450,129.00
\$ -	\$ -	\$ 1,079,920	\$ 17,951,189	\$ 968,890.61
\$ -	\$ -	\$ -	\$ 4,338,611	\$ 661,389.05
\$ -	\$ -	\$ -	\$ 58,119,147	\$ 8,109,222.70
\$ -	\$ -	\$ -	\$ -	
\$ 117,102	\$ 84,020	\$ 11,100,992	\$ 134,070,230	\$ 22,507,549

Implementation Status of State Funds for Hurricane Matthew									
Report format prepared by NCORR: March 3, 2020									
DRA Session Law	DRA Session Law Subsection	STORM	Service Code	Program	Agency	Legislative Allocation	Disaster Preparedness Expenditures thru December 31, 2019	Disaster Response Expenditures thru December 31, 2019	Disaster Mitigation Expenditures thru December 31, 2019
SL 2017-119	1.5	MATTHEW	MATCH	State Match for Federal Assistance Programs	OSBM	\$ 22,300,000	\$ -	\$ -	\$ -
SL 2017-119	1.3	MATTHEW	AG	AgWRAP - farm pond and dam repairs w/PEs	DACS	\$ 3,147,403	\$ -	\$ -	\$ -
SL 2017-119	1.3	MATTHEW	AG	Non-field farm road repairs	DACS	\$ 71,038	\$ -	\$ -	\$ -
SL 2017-119	1.3	MATTHEW	AG	Stream Debris Removal	DACS	\$ 15,916,250	\$ -	\$ -	\$ 5,419,218
SL 2017-119	1.3	MATTHEW	AG	Drought Pasture Renovation	DACS	\$ 865,309	\$ -	\$ -	\$ -
SL 2017-119	1.1 (b)	MATTHEW	HPA	Construct Low-Income Multifamily Housing Units in Town of Flair Bluff	LCOG	\$ 5,000,000	\$ -	\$ -	\$ -
SL 2017-119	1.2	MATTHEW	LGI	Grants to Repair, Replace, and Build New Infrastructure	LEAF	\$ 30,000,000	\$ 173,089	\$ 30,000	\$ 3,676,271
SL 2017-119	1.4	MATTHEW	EDU	Stabilization Reserve to Offset Impact of Enrollment Declines	NCCCS	\$ 2,700,000	\$ -	\$ -	\$ -
SL 2017-119	1.1 (a)	MATTHEW	HPA	Housing Needs	DPS	\$ 20,000,000	\$ -	\$ -	\$ -
Totals						\$ 77,700,000	\$ 173,089.00	\$ 30,000.00	\$ 9,095,488.49

Disaster Recovery Expenditures thru December 31, 2019	Disaster Preparedness Expenditures Thru March 31, 2020	Disaster Response Expenditures Program thru March 31, 2020	Disaster Mitigation Expenditures thru March 31, 2020	Disaster Recovery Expenditures Program thru March 31, 2020	Disaster Preparedness Expenditures Thru June 29,2020	Disaster Response Expenditures Program thru June 29, 2020	Disaster Mitigation Expenditures thru June 29, 2020	Disaster Recovery Expenditures Program thru June 29,2020	Disaster Preparedness Expenditures Thru September 30, 2020	Disaster Response Expenditures Program thru September 30, 2020	Disaster Mitigation Expenditures thru September 30, 2020
\$ 10,258,184				\$ 3,029,681.64				\$ 3,061,936.95			
\$ 97,352				\$ 60,620.00				\$ 169,771.62			
\$ 64,354				\$ 3,787.00							
\$ -			\$ 1,573,987.75				\$ 917,106.29				\$ 682,393.20
\$ 693,195				\$ 20,160.00				\$ 53,435.00			
\$ 291,893				\$ 682.95				\$ 1,133,746.42			
\$ 12,304,800			\$ 487,762.00	\$ 821,711.64							\$ 45,500.07
\$ 2,699,830											
\$ 8,387,323				\$ 2,229,704.33				\$ 2,789,895.28			
\$ 24,538,747.27	\$ -	\$ -	\$ 2,061,749.75	\$ 3,136,665.92							

[illegible]

Disaster Recovery Expenditures Program thru Dec 31, 2023	Disaster Preparedness Expenditures Program to Date	Disaster Response Expenditures Program to Date	Disaster Mitigation Expenditures Program to Date	Disaster Recovery Expenditures Program to Date	Remaining Balance
	\$ -	\$ -	\$ -	\$ 20,012,101	\$ 2,287,899.50
	\$ -	\$ -	\$ -	\$ 954,485	\$ 2,192,918.21
	\$ -	\$ -	\$ -	\$ 71,038	\$ -
	\$ -	\$ -	\$ 14,072,683	\$ -	\$ 1,843,567.18
	\$ -	\$ -	\$ -	\$ 865,309	\$ -
	\$ -	\$ -	\$ -	\$ 5,000,000	\$ -
\$ 78,703.65	\$ 173,089.00	\$ 30,000.00	\$ 9,772,349	\$ 19,146,372	\$ 878,190.36
	\$ -	\$ -	\$ -	\$ 2,699,830	\$ 170.00
	\$ -	\$ -	\$ -	\$ 18,989,058	\$ 1,010,942.40
	\$ -	\$ -	\$ -	\$ -	
	\$ 173,089.00	\$ 30,000.00	\$ 23,845,031.42	\$ 47,726,091.43	\$ 8,213,687.65

\$ 14,072,683
\$ 14,072,683
\$ -

Implementation Status of State Funds for Hurricane Florence & Matthew				Implementation Status of State Funds for Hurricane Florence & Matthew				
Report format prepared by NCORR: March 3, 2020								
							Disaster Preparedness Expenditures Program thru December 31, 2019	Disaster Response Expenditures thru December 31, 2019
DRA Session Law	DRA Session Law Subsection	STORM	Service Code	Program	Agency	Legislative Allocation		
SL 2018-138	1.3 (9)	FLORENCE	LGI	Replacement of Equipment and Supplies, Contractual Services, and Disaster-Related Additional Travel and Personnel Costs	AOC	\$ 1,000,000		
SL 2018-136	6.1 (23)	FLORENCE	AG	Agricultural Recovery for Farmers	DACS	\$ 50,000,000		
SL 2018-138	1.3 (3)	FLORENCE	AG	Agricultural Disaster Program	DACS	\$ 240,000,000		
SL 2018-138	1.3 (8)	FLORENCE	ENV	Coastal Storm Damage Mitigation	DEQ	\$ 18,500,000		
SL 2018-138	1.3 (5)	FLORENCE	ENV	Commercial Fishing Assistance	DEQ	\$ 10,000,000		
SL 2018-136	6.1 (18)	FLORENCE	ENV	Coastal Beach and Dredging Needs Assessment	DEQ	\$ 2,000,000		
SL 2018-138	1.3 (6)	FLORENCE	ENV	Emergency Watershed Protection Program Match	DEQ	\$ 250,000		
SL 2018-5	5.6 (b)(2)a	MATTHEW	RISK	Landslide Mapping	DEQ	\$ 3,600,000		
SL 2018-136	6.1 (17)	FLORENCE	HHS	Emergency Prescription Assistance Program (EPAP)	DHHS	\$ 1,000,000		
SL 2018-136	6.1 (16)	FLORENCE	HHS	Disaster Supplemental Nutrition Assistance Program (D-SNAP)	DHHS	\$ 3,500,000		
SL 2018-136	6.1 (26)	FLORENCE	LGI	Volunteer Fire Departments Infrastructure Repairs	DOI	\$ 930,477		
SL 2018-134	4.1 (1)	FLORENCE	EDU	School Nutrition Employee Compensation	DPI	\$ 6,500,000		
SL 2018-136	6.1 (6)	FLORENCE	EDU	Capital Recovery Funds - Public School Facilities	DPI	\$ 60,000,000		
SL 2018-138	1.3 (1)	FLORENCE	EDU	Capital Recovery Funds - Public School Facilities	DPI	\$ 23,500,000		
SL 2018-138	1.3 (2)	FLORENCE	EDU	Public School Food, Food Nutrition Equipment, and Food Nutrition Supp	DPI	\$ 1,500,000		
SL 2018-5	5.6 (b)(5)	MATTHEW	HPA	Housing Needs	DPS	\$ 7,570,776		
SL 2018-136	6.1 (24)	FLORENCE	HPA	Disaster Housing Recovery Support	DPS	\$ 23,000,000		
SL 2018-136	6.1 (25)	FLORENCE	GRANTS	Local Government Assistance	DPS	\$ 8,000,000		
SL 2018-136	6.1 (27)	FLORENCE	ADM	Office of Recovery and Resiliency	DPS	\$ 2,000,000		
SL 2018-136	6.1 (29)	FLORENCE	GRANTS	Volunteer Organizations Assisting with Disasters	DPS	\$ 2,000,000		
SL 2018-5	5.6 (b)(2)d	MATTHEW	RISK	NC Search and Rescue Program	DPS	\$ 2,300,000		
SL 2018-5	5.6 (b)(2)b	MATTHEW	RISK	2-1-1 Activities	DPS	\$ 250,000		
SL 2018-5		MATTHEW		MATTHEW SARF	DPS	\$ 17,424,000		
SL 2018-138	1.5(1)	FLORENCE	RISK	Local Government Assistance (loans) (Net of repayments)	DPS	\$ 20,000,000		
SL 2018-5	5.6 (b)(1)	MATTHEW	MATCH	State Match for Federal Assistance Programs	DPS	\$ 14,500,000		
SL 2018-136	6.1 (28)	FLORENCE	HPA	Housing Assistance	HFA	\$ 10,000,000		
SL 2018-136	6.1 (21)	FLORENCE	GRANTS	Local Government Infrastructure Fund (Golden LEAF)	LEAF	\$ 20,000,000		
SL 2018-136	6.1 (22)	FLORENCE	GRANTS	Small Business Recovery Loans (Golden LEAF)	LEAF	\$ 5,000,000		
SL 2018-138	1.3 (4)	FLORENCE	ECO	Small Business Recovery Loans (Golden LEAF)	LEAF	\$ 5,000,000		
SL 2018-5	5.6 (b)(3)	MATTHEW	LGI	Grants to Repair, Replace, and Build New Infrastructure	LEAF	\$ 10,000,000		
SL 2018-136	6.1 (8)	FLORENCE	EDU	Capital Recovery Funds	NCCCS	\$ 3,500,000		
SL 2018-136	6.1 (9)	FLORENCE	EDU	Budget Stabilization Funds	NCCCS	\$ 8,500,000		
SL 2018-136	5.3.(f), 6.1 (10)	FLORENCE	EDU	Emergency Grants for Affected Postsecondary Students	NCCCS	\$ 5,000,000		
SL 2018-5	5.6 (b)(4)	MATTHEW	GRANTS	Town of Princeville and Fair Bluff Grants-In-Aid	OSBM	\$ 700,000		

SL 2018-136	6.1 (7)	FLORENCE	EDU	Capital Recovery Funds	UNC	\$ 27,215,501		
SL 2018-136	6.1 (11)	FLORENCE	EDU	Emergency Grants for Affected Postsecondary Students	UNC	\$ 2,000,000		
SL 2018-136	6.1 (12)	FLORENCE	EDU	Emergency Grants for Affected Postsecondary Students (NCICU)	UNC	\$ 1,000,000		
Totals						\$ 617,240,754	\$ -	\$ -

Disaster Mitigation Expenditures Program thru December 31, 2019	Disaster Recovery Expenditures thru December 31, 2019	Disaster Preparedness Expenditures Thru March 31, 2020	Disaster Response Expenditures Program thru March 31, 2020	Disaster Mitigation Expenditures thru March 31, 2020	Disaster Recovery Expenditures Program thru March 31, 2020	Disaster Preparedness Expenditures Thru June 29,2020	Disaster Response Expenditures Program thru June 29, 2020	Disaster Mitigation Expenditures thru June 29, 2020	Disaster Recovery Expenditures Program thru June 29,2020	Disaster Preparedness Expenditures Thru September 30, 2020
	\$ -									\$ -
	\$ 3,079,051.45				\$ 739,085.77				\$ 1,392,908.26	
	\$ 211,148,010.86				\$ 22,690,074.48				\$ (339,652.97)	
	\$ -								\$ 18,500,000.00	
	\$ 9,940,611.32								\$ -	
	\$ 279,967.00				\$ 71,838.32				\$ -	
	\$ -								\$ -	
	\$ 95,141.16			\$ 11,476.84					\$ 495,594.46	
	\$ -									
	\$ 2,250,775									
	\$ 256,864									
	\$ 5,114,329									
	\$ 59,992,012									
	\$ 23,500,000									
	\$ 822,770									
	\$ 3,082,622				\$ 218,562.00				\$ 959,658.73	
	\$ 2,561,112				\$ 3,737,596.00				\$ 2,412,500.00	
	\$ 7,975,000				\$ -				\$ 25,000.00	
	\$ 257,076				\$ 190,544.75				\$ (267,051.79)	
	\$ -				\$ 350,160.00				\$ -	
	\$ 2,263,660				\$ (2,490.84)					
	\$ -									
					\$ 1,311,946.50					
	\$ 15,017,567				\$ 1,465,321.31				\$ 3,074,200.00	
	\$ -									
	\$ -									
	\$ 2,850,308			293,874.20	1,420,638.95				\$ 1,652,346.85	
	\$ 3,675,898				1,324,102.00					
\$ -	\$ -				1,572,419.57					
	\$ 1,098,198			-	954,318.36				\$ 134,515.00	
	\$ 688,853				\$ 236,393.39				\$ (3,115.12)	
	\$ 7,901,451								\$ 598,549.00	
	\$ 4,696,380				\$ 290,570.76				\$ 12,309.96	
	\$ 350,000				\$ 43,750.00					

	\$ 12,354,961				\$ 4,897,278.87				\$ 2,350,938.26	
	\$ 1,406,001									
	\$ 931,703				\$ (13,000.00)				\$ (1,250.00)	
\$ -	\$ 383,590,320.45	\$ -	\$ -	\$ 305,351.04	\$ 41,499,110.19					

Disaster Response Expenditures Program thru September 30, 2020	Disaster Mitigation Expenditures thru September 30, 2020	Disaster Recovery Expenditures Program thru September 30, 2020	Disaster Preparedness Expenditures Thru December 31, 2020	Disaster Response Expenditures Program thru December 31, 2020	Disaster Mitigation Expenditures thru December 31, 2020	Disaster Recovery Expenditures Program thru December 31, 2020	Disaster Preparedness Expenditures Thru March 31,2021	Disaster Response Expenditures Program thru March 31, 2021	Disaster Mitigation Expenditures thru March 31, 2021	Disaster Recovery Expenditures Program thru March 31, 2021	Disaster Preparedness Expenditures Thru June 29,2021
		\$ 5,371,025.50				\$ 1,020,224.32				\$ 1,167,415.36	
		\$ 278,134.82				\$ (129,077.56)				\$ 2,309.50	
						\$ -					
		\$ (548.47)				\$ 548.47					
										\$ 64,789.08	
	\$ 157,495.10					\$ 217,176.80				\$ 91,178.28	
		\$ (51,906.00)				\$ -				\$ 4,200,000.00	
		\$ 174,894.03				\$ (43,368.28)				\$ 2,828.36	
						\$ 353,762.13					
						\$ 290,633.19					
						\$ 1,205,953.50					
		\$ -									
										\$2,684,000	
	\$ 280,324.09	\$ 1,143,140.13			\$ 174,651.19	\$ 2,050,505.00			\$ 337,107.89	\$ 963,562.37	
	\$ 3,065,035.60	\$ (1,453,788.18)			\$ 331,187.00	\$ 84,832.00			\$ 15,162.40	\$ 716,096.45	
		\$ 133,196.79				\$ 404,829.93				\$ 100,115.31	
		\$ (478,356.00)									
		\$ (488.26)									
		\$ 104,870.00				\$ 113,880.00				\$ 43,750.00	

[illegible]

[illegible]

[illegible]

[illegible]

[illegible]

Disaster Response Expenditures Program thru Sept 30, 2023	Disaster Mitigation Expenditures thru Sept 30, 2023	Disaster Recovery Expenditures Program thru Sept 30, 2023	Disaster Preparedness Expenditures Thru Dec 31, 2023	Disaster Response Expenditures Program thru Dec 31, 2023	Disaster Mitigation Expenditures thru Dec 31, 2023	Disaster Recovery Expenditures Program thru Dec 31, 2023	Disaster Preparedness Expenditures Program to Date	Disaster Response Expenditures Program to Date	Disaster Mitigation Expenditures Program to Date	Disaster Recovery Expenditures Program to Date
							\$ -	\$ -	\$ -	\$ -
		\$ 962,420.57				\$ 59,211.73	\$ -	\$ -	\$ -	\$ 27,401,497.27
		\$ (500.00)				\$ (2,000.00)	\$ -	\$ -	\$ -	\$ 233,639,973.16
							\$ -	\$ -	\$ -	\$ 18,500,000.00
							\$ -	\$ -	\$ -	\$ 9,940,611.32
							\$ -	\$ -	\$ -	\$ 407,805.32
							\$ -	\$ -	\$ -	\$ 250,000.01
\$ 71,874.00		\$ 5,019.00				\$ 71,874.00	\$ 5,019.00	\$ 71,874.00	\$ 168,971.94	\$ 1,707,636.79
							\$ -	\$ -	\$ -	\$ -
							\$ -	\$ -	\$ -	\$ 2,250,775.00
							\$ -	\$ -	\$ -	\$ 256,864.12
							\$ -	\$ -	\$ -	\$ 5,114,329.00
							\$ -	\$ -	\$ -	\$ 59,992,012.00
							\$ -	\$ -	\$ -	\$ 23,500,000.00
							\$ -	\$ -	\$ -	\$ 822,770.00
							\$ -	\$ -	\$ -	\$ 5,831,030.98
							\$ -	\$ -	\$ -	\$ 8,359,302.02
							\$ -	\$ -	\$ -	\$ 8,000,000.00
							\$ -	\$ -	\$ -	\$ 1,223,320.47
							\$ -	\$ -	\$ -	\$ 1,621,904.14
							\$ -	\$ -	\$ -	\$ 2,261,169.51
							\$ -	\$ -	\$ -	\$ -
							\$ -	\$ -	\$ -	\$ 2,329,234.78
							\$ -	\$ -	\$ -	\$ 20,000,000.00
							\$ -	\$ -	\$ -	\$ 11,835,139.65
							\$ -	\$ -	\$ -	\$ 6,126,000.00
							\$ -	\$ -	\$ 3,374,417.81	\$ 13,958,487.05
							\$ -	\$ -	\$ -	\$ 4,999,999.65
							\$ -	\$ -	\$ -	\$ 1,572,419.57
							\$ -	\$ -	\$ 5,348,164.44	\$ 2,762,507.74
		\$ 16,710.00					\$ -	\$ -	\$ -	\$ 1,868,088.78
							\$ -	\$ -	\$ -	\$ 8,021,644.00
							\$ -	\$ -	\$ -	\$ 4,998,772.21
							\$ -	\$ -	\$ -	\$ 656,250.00

							\$ -	\$ -	\$ -	\$ 27,215,501.00
							\$ -	\$ -	\$ -	\$ 1,406,001.00
							\$ -	\$ -	\$ -	\$ 862,623.00
							\$ -	\$ -	\$ -	\$ -
							\$ -	\$ -	\$ 305,351.04	\$ 425,089,430.64

Remaining Balance	
\$	1,000,000.00
\$	22,598,502.73
\$	6,360,026.84
\$	-
\$	59,388.68
\$	1,592,194.68
\$	(0.01)
\$	1,646,498.27
\$	1,000,000.00
\$	1,249,225.00
\$	673,612.88
\$	1,385,671.00
\$	7,988.00
\$	-
\$	677,230.00
\$	1,739,745.02
\$	14,640,697.98
\$	-
\$	776,679.53
\$	378,095.86
\$	38,830.49
\$	250,000.00
\$	15,094,765.22
\$	-
\$	2,664,860.35
\$	3,874,000.00
\$	2,667,095.14
\$	0.35
\$	3,427,580.43
\$	1,889,327.82
\$	1,631,911.22
\$	478,356.00
\$	1,227.79
\$	43,750.00

\$	-
\$	593,999.00
\$	137,377.00
\$	-
\$	88,578,637.27

Implementation Status of State Funds for Hurricane Florence & Matthew, Michael &

Report format prepared by NCORR: March 3, 2020

DRA Session Law Subsection					
DRA Session Law	STORM	Service Code	Program	Agency	
SL 2020-97	3.9	MATTHEW	AG	WNC AG/Fair	DACS
SL 2020-97	3.9	MATTHEW	AG	NCFS BLDG	DACS
SL 2020-97	3.9	MATTHEW	AG	STATE FAIR	DACS
SL 2020-97	2.6	FLORENCE	DPS	STATE MATCH	DPS
SL 2020-97	2.6.(d)(1)	Matthew	MATCH	State Emergency Response an	DPS
SL 2020-97	2.6.(d)(2)	Dorian	MATCH	State Emergency Response an	DPS
SL 2020-97	2.6.(f)	Isaias/Bertie Tornado	MATCH	State Emergency Response an	OSBM
Totals					

Dorian		
Legislative Allocation	Disaster Preparedness Expenditures Thru Sept 30, 2023	Disaster Response Expenditures Program thru Sept 30, 2023
\$ 1,000,000		
\$ 4,100,000		
\$ 4,000,000		
\$ 27,796,610.00		
\$ 10,423,729		
\$ 2,779,661		
\$ 750,000		
\$ 50,850,000		

[illegible]

[illegible]

[illegible]

Disaster Recovery Expenditures	
Program to Date	Remaining Balance
\$ 1,000,000.00	\$ -
\$ 4,100,000.00	\$ -
\$ 4,100,000.00	\$ (100,000.00)
\$ 20,097,339.32	\$ 7,699,270.68
\$ -	\$ 10,423,729.00
\$ -	\$ 2,779,661.00
\$ 303,118.02	\$ 446,881.98
\$ -	\$ -
\$ -	\$ 21,249,543

Implementation Status of State Funds for Hurricane Florence & Matthew, Michael & Dorian									
Report format prepared by NCORR: March 3, 2020				Total # Projects by County					
DRA Session Law Subsection		STORM	Service Code	Program	Agency	Legislative Allocation	ALAMANCE	ALEXANDER	ALLEGANY
SL 2019-224	2.1 (9)	Florence	AG	Purchase of Bulldozers & Tractor Plows	DACS	\$ 1,000,000			
SL 2019-224	2.1 (9)	Florence	AG	Stream Debris Removal	DACS	\$ 1,000,000			
SL 2019-250	1.2 (5)		AG	Stream Debris Removal	DACS	\$ 5,000,000			
SL 2019-224	2.1 (3)	Florence	ENV	Ferrymon program	DEQ	\$ 175,000			
SL 2019-224	2.1 (3)	Florence	ENV	Surry Directed Grants	DEQ	\$ 3,000,000			
SL 2019-224	2.1 (3)	Florence	ENV	clean up	DEQ	\$ 8,000,000			
SL 2019-224	2.1 (3)	Florence	ENV	Coastal Storm Mitigation Fund	DEQ	\$ 11,500,000			
SL 2019-250	1.1 (3)		ENV	Clean Water State Revolving Fund	DEQ	\$ 17,600,000			
SL 2019-250	1.2 (9)		ENV	Disaster Recovery for Coastal Reserves	DEQ	\$ 50,000			
SL 2019-224	2.1 (6)	Florence	ENV	Support Aquarium at Fort Fisher	DNCR	\$ 5,000,000			
SL 2019-250	1.2 (7)	Dorian	EDU	Repairs for Ocracoke School due to Hurricane	DPI	\$ 1,700,000			
SL 2019-224	2.1 (4)	Florence	HPA	NCORR Buyouts & SARF	DPS	\$ 13,000,000			
SL 2019-224	2.1 (4)	Florence	GRANTS	NCORR LOANS & GRANTS	DPS	\$ 9,000,000			
SL 2019-224	2.1 (7)	Florence	RISK	NCEM-VOAD Disaster Recovery	DPS	\$ 1,000,000			
SL 2019-224	2.1 (7)	Florence	RISK	NC Search and Rescue Program	DPS	\$ 1,000,000			
SL 2019-224	2.1 (7)	Florence	RISK	NCEM-River Guages	DPS	\$ 2,000,000			
SL 2019-224	2.1 (7)	Florence	RISK	NCEM-Flood Insurance Pilot	DPS	\$ 2,000,000			
SL 2019-250	1.1 (1)		MATCH	State Match and Other Support for Disaster	DPS	\$ 70,812,336			
SL 2019-250	1.2 (2) a		RISK	Flood Mitigation Studies	DPS	\$ 5,000,000			
SL 2019-250	1.2 (3) a		RISK	Local Government Assistance Loans	DPS	\$ 10,000,000			
SL 2019-250	1.2 (2)		RISK	Water Level and Breach Monitoring System	DPS	\$ 4,800,000			
SL 2019-250	1.2 (3) b	Dorian	GRANTS	NCORR-Grants to Local Governments	DPS	\$ 5,000,000			
SL 2019-250	1.2 (6)	Dorian	EDU	Repairs to Buildings due to Hurricane Dorian	ECSU	\$ 5,200,000			
SL 2019-224	2.1 (5)	Florence	GRANTS	Grants to Repair, Replace, and Build New	LEAF	\$ 4,500,000			
SL 2019-250	1.2 (4)		GRANTS	Grants to Repair, Replace, and Build New	LEAF	\$ 15,000,000			
SL 2019-224	2.1 (1)	Florence	EDU	Hurricane Florence Disaster Assistance	NCCCS	\$ 6,400,000			
SL 2019-224	2.1 (2)	Florence	GRANTS	OSBM GRANTS-Town of Morehead City	OSBM	\$ 68,000			
SL 2019-224	2.1 (2)	Florence	GRANTS	OSBM GRANTS Town of Bladenboro	OSBM	\$ 200,000			
SL 2019-224	2.1 (2)	Florence	GRANTS	OSBM GRANTS-Bladen County	OSBM	\$ 300,000			
SL 2019-224	2.1 (2)	Florence	GRANTS	OSBM GRANTS- Jones County	OSBM	\$ 500,000			
SL 2019-224	2.1 (2)	Florence	GRANTS	OSBM GRANTS- Pender County	OSBM	\$ 500,000			
SL 2019-224	2.1 (2)	Florence	GRANTS	OSBM GRANTS- City of Greensboro	OSBM	\$ 1,000,000			
SL 2019-224	2.1 (2)	Florence	GRANTS	OSBM GRANTS- Town of Elm City	OSBM	\$ 1,000,000			
SL 2019-224	2.1 (2)	Florence	GRANTS	OSBM GRANTS- Carteret County	OSBM	\$ 3,300,000			
SL 2019-224	2.1 (2)	Florence	GRANTS	OSBM GRANTS- Sampson County	OSBM	\$ 3,500,000			

[illegible]

[illegible]

[illegible]

[illegible]

[illegible]

[illegible]

[illegible]

[illegible]

[illegible]

[illegible]

[illegible]

[illegible]

[illegible]

[illegible]

[illegible]

[illegible]

[illegible]

			1
			1
			1
			0
			0
			0
			0
			1
			0
			0
			1
			40
1	1	1	169

Implementation Status of State Funds for Hurricane Matthew											
Report format prepared by NCORR: March 3, 2020				Total # Projects by County							
DRA Session Lay	Law Subsection	STORM	Service Code	Program	Agency	Legislative Allocation	ANSON	BEAUFORT	BERTIE	BLADEN	BRUNSWICK
SL 2016-124	4.1 (8)	MATTHEW	LGI	Grants to Repair, Replace, and Build New Infrastructure	COM	\$ 10,000,000			1	1	1
SL 2016-124	4.1 (10)(a)	MATTHEW	AG	NCFS Wildfire Response	DACS	\$ 13,900,000					
SL 2016-124	4.1 (10) (a)	MATTHEW	AG	Timber Restoration	DACS	\$ 1,000,000					
SL 2016-124	4.1 (10)(a)	MATTHEW	AG	Claridge Nursery Operations and Non-Capital Repairs	DACS	\$ 1,500,000				1	
SL 2016-124	4.1 (10)(b)	MATTHEW	AG	AgWRAP - farm pond and dam repairs w/PEs	DACS	\$ 1,767,604					
SL 2016-124	4.1 (10)(b)	MATTHEW	AG	Non-field farm road repairs	DACS	\$ 405,046					
SL 2016-124	4.1 (10)(b)	MATTHEW	AG	Stream Debris Removal	DACS	\$ 9,950,000		8	2		
SL 2016-124	4.1 (10)(c)	MATTHEW	AG	Cherry Research Farm Dike Repair	DACS	\$ 250,000					
SL 2016-124	4.1 (9)	MATTHEW	LGI	Grants for Environmental Infrastructure	DEQ	\$ 10,000,000	1		1	1	
SL 2016-124	4.1 (2)	MATTHEW	HPA	Emergency Sheltering and Short Term Housing Needs	DPS	\$ 9,000,000					
SL 2016-124	4.1 (1)	MATTHEW	HPA	Housing Trust Fund	HFA	\$ 20,000,000		1	2	2	1
SL 2016-124	4.1 (7)	MATTHEW	LGI	Grants to Repair, Replace, and Build New Infrastructure	LEAF	\$ 20,000,000			2	1	
SL 2016-124	4.1 (6)	MATTHEW	ECO	Small Business Loans	LEAF	\$ 5,000,000			2	1	
SL 2016-124	4.1 (4)	MATTHEW	MATCH	State Match for Federal Assistance Programs	OSBM	\$ 66,228,370					
TOTALS						\$ 142,601,020	\$ 1	\$ 9	\$ 9	\$ 5	\$ 1

BURKE	CAMDEN	CARTERET	CHATHAM	CHEROKEE	CHOWAN	CLAY	COLUMBUS	CRAVEN	CUMBERLAND	CURRITUCK
						1				
							1			
1						2		5	5	
									10	1
	1							26		1
							1		1	
0	1	2	0	0	1	0	1	1	5	1
							5	2	5	
		1					2		3	
\$ 1	\$ 2	\$ 3	\$ -	\$ -	\$ 1	\$ 2	\$ 9	\$ 34	\$ 29	\$ 3

DARE	DAVIDSON	DUPLIN	DURHAM	EDGECOMBE	FRANKLIN	GATES	GRAHAM	GREENE	HALIFAX	HARNETT	HAYWOOD
				2				2			
							2				
		8					1			5	1
2			4	1	1						
1				1					1		
1	0	2	0	3	0	2	0	1	1	1	
				1							
1				2							
\$ 5	\$ -	\$ 10		\$ 8	\$ 1	\$ 2	\$ 1	\$ 1	\$ 2	\$ 6	

HENDERSON	HERTFORD	HOKE	HYDE	JACKSON	JOHNSTON	JONES	LEE	LENOIR	MACON	MADISON	MARTIN	MCDOWELL
				1					3			1
	4				4	16		3		1		
								1				
		1			2		1				4	
					1			1				
0	2	2	1	0	1	1	1	2	0		3	0
						2	2	0				
			2	1			2					
\$ -	\$ 6	\$ 3	\$ 3		\$ 8	\$ 19	\$ 6	\$ 7			\$ 7	

MECKLENBURG	MONTGOMERY	MOORE	NASH	NEW HANOVER	NORTHAMPTON	ONslow	PAMLICO	PASQUOTANK	PENDER	PERQUIMANS	PITT
					1			6		1	
			1			1					
			2	1							1
								1		4	
		1						1			1
0	0	0	1	1	1	1	2	1	1	1	3
				1				5		5	
\$ -	\$ -	\$ 1	\$ 3	\$ 3	\$ 1	\$ 1	\$ 2	\$ 8	\$ 1	\$ 10	\$ 5

RICHMOND	ROBESON	RUTHERFORD	SAMPSON	SCOTLAND	SWAIN	TRANSYLVANIA	TYRELL	WAKE	WASHINGTON	WAYNE	WILSON
			1								
					1						
										0	
				1						23	
	3		4					9	1	2	1
	1			1				1	0	2	1
										1	
	1							1	1	1	
1	6	0	1	2	0	0	3	0	1	2	1
	3									4	
							1	1			
\$ 1	\$ 14	\$ -	\$ 5	\$ 3		\$ -	\$ 4	\$ 12	3	12	3

YANCEY	Total Number of Projects
	16
	9
	0
	28
	80
	12
0	65
	1
	17
	0
0	71
	27
	30
	0
0	303

Implementation Status of State Funds for Hurricane Matthew										
Report format prepared by NCORR: March 3, 2020					Total # Projects by County					
DRA Session Law	DRA Session Law Subsection	STORM	Service Code	Program	Agency	Legislative Allocation	TOTAL EXPENDITURES THRU DECEMBER 2019	Beginning Balance January 1, 2020	ALEXANDER	ANSON
SL 2017-119	1.5	MATTHEW	MATCH	State Match for Federal Assistance Programs	OSBM	\$ 22,300,000	\$ 10,258,184	\$ 12,041,816.18		
SL 2017-119	1.3	MATTHEW	AG	AgWRAP - farm pond and dam repairs w/PEs	DACS	\$ 3,400,000	\$ 97,352	\$ 3,302,648.00		
SL 2017-119	1.3	MATTHEW	AG	Non-field farm road repairs	DACS	\$ 76,338	\$ 64,354	\$ 11,984.00		
SL 2017-119	1.3	MATTHEW	AG	Stream Debris Removal	DACS	\$ 15,523,662	\$ 5,419,218	\$ 10,104,443.95	6	
SL 2017-119	1.3	MATTHEW	AG	Drought Pasture Renovation	DACS	\$ 1,000,000	\$ 693,195	\$ 306,805.00		
SL 2017-119	1.1 (b)	MATTHEW	HPA	Construct Low-Income Multifamily Housing	LCOG	\$ 5,000,000	\$ 291,893	\$ 4,708,106.56		
SL 2017-119	1.4	MATTHEW	EDU	Stabilization Reserve to Offset Impact of Enrollment	NCCCS	\$ 2,700,000	\$ 2,699,830	\$ 170.27		
SL 2017-119	1.2	MATTHEW	LGI	Grants to Repair, Replace, and Build New	LEAF	\$ 30,000,000	\$ 16,184,160	\$ 13,815,840.44		
SL 2017-119	1.1 (a)	MATTHEW	HPA	Housing Needs	DPS	\$ 20,000,000	\$ 8,387,323	\$ 11,612,676.73		
Totals						\$ 77,700,000	\$ 33,837,325	\$ 43,862,674.95		0

[illegible]

[illegible]

[illegible]

[illegible]

ROBESON	ROCKINGHAM	RUTHERFORD	SAMPSON	SCOTLAND	SWAIN	TYRELL	WAKE	WASHINGTON	WAYNE	WILKES	WILSON
1	2						323		260	7	
									1		
12			25	5	0	27	3	12	10		0
						1					
1									1		
6						1			4		
								12	276		0

YANCEY	Total Number of Projects
	0
	752
	4
	275
10	48
	1
	11
	57
	0
10	1148

Implementation Status of State Funds for Hurricane Florence & Matthew												
Report format prepared by NCORR: March 3, 2020				Total # Projects by County								
DRA Session Law												
DRA Session Law	Subsection	STORM	Service Code	Program	Agency	Legislative Allocation	ALAMANCE	ALEXANDER	ALLEGANY	ANSON	ASHE	
SL 2018-138	1.3 (9)	FLORENCE	LGI	Equipment and Supplies, Contractual Services, and	AOC	\$ 1,000,000						
SL 2018-136	6.1 (23)	FLORENCE	AG	Agricultural Recovery for	DACS	\$ 50,000,000	28	4	98	1	1	
SL 2018-138	1.3 (3)	FLORENCE	AG	Agricultural Disaster Prog	DACS	\$ 240,000,000						
SL 2018-136	6.1 (18)	FLORENCE	ENV	Coastal Beach and Dredg	DEQ	\$ 2,000,000						
SL 2018-136	6.1 (19)	FLORENCE	ENV	Commercial Fishing Assis	DEQ	\$ 1,600,000						
SL 2018-136	6.1 (20)	FLORENCE	ENV	Marine Debris Cleanup	DEQ	\$ 400,000						
SL 2018-138	1.3 (8)	FLORENCE	ENV	Coastal Storm Damage M	DEQ	\$ 18,500,000						
SL 2018-138	1.3 (5)	FLORENCE	ENV	Commercial Fishing Assis	DEQ	\$ 10,000,000						
SL 2018-138	1.3 (6)	FLORENCE	ENV	Emergency Watershed Pr	DEQ	\$ 250,000						
SL 2018-5	5.6 (b)(2)a	MATTHEW	RISK	Landslide Mapping	DEQ	\$ 3,600,000						
SL 2018-136	6.1 (17)	FLORENCE	HHS	Emergency Prescription A	DHHS	\$ 1,000,000						
SL 2018-136	6.1 (16)	FLORENCE	HHS	Disaster Supplemental	DHHS	\$ 3,500,000						
SL 2018-136	6.1 (26)	FLORENCE	LGI	Volunteer Fire Departme	DOI	\$ 930,477						
SL 2018-134	4.1 (1)	FLORENCE	EDU	School Nutrition Emplo	DPI	\$ 6,500,000						
SL 2018-136	6.1 (6)	FLORENCE	EDU	Capital Recovery Funds -	DPI	\$ 60,000,000						
SL 2018-138	1.3 (1)	FLORENCE	EDU	Capital Recovery Funds -	DPI	\$ 23,500,000						
SL 2018-138	1.3 (2)	FLORENCE	EDU	Public School Food, Food	DPI	\$ 1,500,000						
SL 2018-136	6.1 (24)	FLORENCE	HPA	Disaster Housing Recover	DPS	\$ 23,000,000						
SL 2018-136	6.1 (25)	FLORENCE	GRANTS	Local Government Assista	DPS	\$ 8,000,000						
SL 2018-136	6.1 (27)	FLORENCE	ADM	Office of Recovery and Re	DPS	\$ 2,000,000						
SL 2018-136	6.1 (29)	FLORENCE	GRANTS	Volunteer Organizations	DPS	\$ 2,000,000						
SL 2018-138	1.5(1)	FLORENCE	RISK	Local Government Assistance (loans) (Net of repayments)	DPS	\$ 20,000,000						
SL 2018-5	5.6 (b)(5)	MATTHEW	HPA	Housing Needs	DPS	\$ 7,570,776						
SL 2018-5	5.6 (b)(2)d	MATTHEW	RISK	NC Search and Rescue Pr	DPS	\$ 2,300,000						
SL 2018-5		MATTHEW		MATTHEW - SARF	DPS	\$ 17,424,000.00						
SL 2018-136	6.1 (28)	FLORENCE	HPA	Housing Assistance	HFA	\$ 10,000,000						
SL 2018-136	6.1 (21)	FLORENCE	GRANTS	Local Government Infrastructure Fund (Golden LEAF)	LEAF	\$ 20,000,000						
SL 2018-136	6.1 (22)	FLORENCE	GRANTS	Small Business Recovery Loans (Golden LEAF)	LEAF	\$ 5,000,000	1			1		
SL 2018-138	1.3 (4)	FLORENCE	ECO	Small Business Recovery Loans (Golden LEAF)	LEAF	\$ 5,000,000						

SL 2018-5	5.6 (b)(3)	MATTHEW	LGI	Grants to Repair, Replace, and Build New Infrastructure	LEAF	\$ 10,000,000					
SL 2018-136	6.1 (8)	FLORENCE	EDU	Capital Recovery Funds	NCCCS	\$ 3,500,000					
SL 2018-136	6.1 (9)	FLORENCE	EDU	Budget Stabilization Fund	NCCCS	\$ 8,500,000					
SL 2018-136	5.3.(f), 6.1 (10)	FLORENCE	EDU	Emergency Grants for Aff	NCCCS	\$ 5,000,000					
SL 2018-5	5.6 (b)(1)	MATTHEW	MATCH	State Match for Federal A	DPS	\$ 14,500,000					
SL 2018-5	5.6 (b)(4)	MATTHEW	GRANTS	Town of Princeville and F	OSBM	\$ 700,000					
SL 2018-136	6.1 (7)	FLORENCE	EDU	Capital Recovery Funds	UNC	\$ 30,000,000					
SL 2018-136	6.1 (11)	FLORENCE	EDU	Emergency Grants for Aff	UNC	\$ 2,000,000					
SL 2018-136	6.1 (12)	FLORENCE	EDU	Emergency Grants for Aff	UNC	\$ 1,000,000	2500				
SL 2018-138	1.3 (7)	FLORENCE	ENV	Derelict and Abandoned	WRC	\$ 50,000					
Totals						\$ 327,225,253	2529				

[illegible]

[illegible]

[illegible]

[illegible]

[illegible]

[illegible]

[illegible]

[illegible]

[illegible]

[illegible]

[illegible]

[illegible]

[illegible]

[illegible]

[illegible]

[illegible]

[illegible]

[illegible]

				17
				23
1			36	58
1				22
				1
				2
				3
				1406000.85
106364				862623
				0
106366	0	6		2272799.85

Implementation Status of State Funds for Hurricane Florence & Matthew, Michael & Dorian								
Report format prepared by NCORR: March 3, 2020				Total # Projects by County				
DRA Session Law Subsection	STORM	Service Code	Program	Agency	Legislative Allocation			
						ALAMANCE	ALLEGANY	
SL 2020-97	3.9	Matthew	AG	WNC AG/Fair	DACS	\$ 1,000,000		
SL 2020-97	3.9	Matthew	AG	NCFS BLDG	DACS	\$ 4,100,000		
SL 2020-97	3.9	Matthew	AG	STATE FAIR	DACS	\$ 4,000,000		
SL 2020-97	2.6.(f)	Isaias/Bertie Tornado	MATCH	State Emergency Response and Disaster Relief Fund (Bertie Tornado)	OSBM	\$ 750,000		
Totals					\$ 9,100,000			

[illegible]

[illegible]

[illegible]

[illegible]

[illegible]

WASHINGTON	WAYNE	WILSON	YADKIN	YANCEY	Total Number of Projects
					0
					0
					0
					1

Implementation Status of State Funds for Hurricane Matthew												
Report format prepared by NCORR: March 3, 2020												
DRA Session Lay	Law Subsection	STORM	Service Code	Program	Agency	Legislative Allocation	ANSON	BEAUFORT	BERTIE	BLADEN	BRUNSWICK	BURKE
SL 2016-124	4.1 (8)	MATTHEW	LGI	Grants to Repair, Replace, and Build New Infrastructure	COM	\$ 10,000,000			\$ 300,000.00	\$ 120,450.00	\$ 216,000.00	
SL 2016-124	4.1 (10)(a)	MATTHEW	AG	NCFS Wildfire Response	DACS	\$ 11,400,000				\$ 6,854.19		
SL 2016-124	4.1 (10) (a)	MATTHEW	AG	Timber Restoration	DACS	\$ 1,000,000						
SL 2016-124	4.1 (10)(a)	MATTHEW	AG	Claridge Nursery Operations and Non-Capital Repairs	DACS	\$ 1,500,000				\$ 47,460.00		
SL 2016-124	4.1 (10)(b)	MATTHEW	AG	AgWRAP - farm pond and dam repairs w/PEs	DACS	\$ 1,767,604						\$ 7,000.00
SL 2016-124	4.1 (10)(b)	MATTHEW	AG	Non-field farm road repairs	DACS	\$ 405,046		\$ -	\$ 5,866.00			
SL 2016-124	4.1 (10)(b)	MATTHEW	AG	Stream Debris Removal	DACS	\$ 10,027,350		\$ 157,775.00	\$ 42,500.00	\$ 242,935.00		
SL 2016-124	4.1 (10)(c)	MATTHEW	AG	Cherry Research Farm Dike Repair	DACS	\$ 250,000						
SL 2016-124	4.1 (9)	MATTHEW	LGI	Grants for Environmental Infrastucture	DEQ	\$ 10,000,000	\$ 299,452.00		\$ 70,792.00	\$ 107,532.00		
SL 2016-124	4.1 (2)	MATTHEW	HPA	Emergency Sheltering and Short Term Housing Needs	DPS	\$ 9,000,000						
SL 2016-124	4.1 (1)	MATTHEW	HPA	Housing Trust Fund	HFA	\$ 20,000,000		\$ 285,356	\$ 224,143	\$ 726,874	\$ 340,376	\$ -
SL 2016-124	4.1 (7)	MATTHEW	LGI	Grants to Repair, Replace, and Build New Infrastructure	LEAF	\$ 20,000,000			\$ 248,768.25	\$ 725,072.00		
SL 2016-124	4.1 (6)	MATTHEW	ECO	Small Business Loans	LEAF	\$ 5,000,000			\$ 170,552.00	\$ 38,659.00		
SL 2016-124	4.1 (4)	MATTHEW	MATCH	State Match for Federal Assistance Programs	OSBM	\$ 66,228,370						
TOTALS						\$ 142,678,370	\$ 299,452	\$ 443,131	\$ 762,621	\$ 1,841,072	\$ 340,376	\$ 7,000

CAMDEN	CARTERET	CHATHAM	CHEROKEE	CHOWAN	CLAY	COLUMBUS	CRAVEN	CUMBERLAND	CURRITUCK	DARE
					\$ 1,186,524.51				\$ 8,206.93	
						\$ 13,790.00				
			\$ 7,500.00		\$ 5,500.00	\$ 3,811.16	\$ 27,492.62	\$ 95,807.37		
								\$ 23,745.00	\$ 6,523.00	
\$ 7,107.00				\$ 13,366.36		\$ 392,011.20	\$ 505,608.20		\$ 58,022.00	\$ 45,916.39
						\$ 1,669,051.00		\$ 185,047.00		\$ 113,450.00
\$ 47,385	\$ 182,229	\$ -	\$ -	\$ -	\$ -	\$ 664,700	\$ 117,977	\$ 716,016	\$ 100,150	\$ 58,390
	\$ 62,532.00					\$ 2,719,447.71	\$ 1,174,027.00	\$ 3,271,856.00		
						\$ 266,454.43		\$ 110,135.15		\$ 46,000.00
\$ 54,492	\$ 244,761	\$ -	\$ 7,500	\$ 13,366	\$ 5,500	\$ 5,715,476	\$ 1,825,105	\$ 4,402,607	\$ 164,695	\$ 263,756

DAVIDSON	DUPLIN	DURHAM	EDGECOMBE	FRANKLIN	GATES	GRAHAM	GREENE	HALIFAX	HARNETT	HAYWOOD	HENDERSON	HERTFORD
			\$ 161,463.75				\$ 322,909.53					
						\$ 121,845.99			\$ 8,391.81			\$ 226.16
	\$ 199,416.20			\$ 6,720.00		\$ 9,000.00			\$ 72,559.32	\$ 8,000.00		\$ 9,254.01
	\$ 5,626.00								\$ 4,793.00			
	\$ 669,709.88	\$ 48,361.00	\$ 106,815.00		\$ 2,637.03		\$ 72,473.14					
			\$ 9,139.00					\$ 162,159.00				
\$ -	\$ 410,498		754,716.40	\$ -	\$ 303,418	\$ -	\$ 811,468	\$ -	\$ 34,645	\$ -	\$ -	\$ 37,484
			\$ 125,000.00									
\$ -	\$ 1,285,250		\$ 995,670	\$ 6,720	\$ 306,055	\$ 9,000	\$ 883,941	\$ 162,159	\$ 111,997		\$ -	\$ 46,738

HOKE	HYDE	JOHNSTON	JONES	LEE	LENOIR	MADISON	MARTIN	MECKLENBURG	MONTGOMERY	MOORE	NASH	NEW HANOVER
			\$ 273,947.11						\$ 183,776.28		\$ 1,165,900.96	\$ 4,358.19
		\$ (1,317.81)										
											\$ 52,780.00	
		\$ 79,613.00	\$ 15,843.85	\$ 3,430.00	\$ 57,277.80	\$ 500.00					\$ 31,920.00	
		\$ 39,069.00	\$ 4,652.00	\$ 13,038.00	\$ 12,523.00							
\$ 15,000.00		\$ 119,300.00	\$ 97,935.00	\$ 137,693.00	\$ 201,035.59		\$ 100,000.00					\$ 212,425.00
		\$ 815,316.00			\$ 69,601.00					\$ 1,128,644.00		
\$ 29,800	\$ -	\$ 31,544	\$ -	\$ -	\$ 658,932	\$ -	\$ 2,328,609	\$ -	\$ -	\$ -	\$ 562,529.00	\$ 435,958.00
			\$ 154,496.75		\$ 2,006,420.00							
	\$ 265,000.00	\$ 105,000.00			\$ 500,000.00							
\$ 44,800	\$ 265,000	\$ 1,189,842	\$ 272,928	\$ 154,161	\$ 3,505,789		\$ 2,428,609	\$ -	\$ -	\$ 1,128,644	\$ 594,449	\$ 648,383

NORTHAMPTON	ONSLOW	PAMLICO	PASQUOTANK	PENDER	PERQUIMANS	PITT	RICHMOND	ROBESON	RUTHERFORD	SAMPSON	SCOTLAND
			\$ 646,942.00			\$ 3,508,099.36		\$ 893,291.00			
			\$ 19,705.91							\$ 11,249.83	
	\$ 81,900.00										\$ 40,950.00
								\$ 65,330.00	\$ 6,000.00	\$ 49,242.00	
										\$ 5,165.00	
	\$ 28,587.80	\$ 208,864.75		\$ 88,378.60	\$ 50,923.56	\$ 25,621.00				\$ 255,018.93	
\$ -			\$ 995,000.00			\$ 157,857.00		\$ 100,280.00			
\$ -	\$ 144,899.00	\$ 714,734.00	\$ -	\$ 251,796.00	\$ -	\$ 748,661.00	\$ 98,390.00	\$ 6,352,197.00	\$ -	\$ 569,515.00	\$ 119,171.00
								\$ 7,143,799.68			
		\$ 60,000.00				\$ 673,621.16		\$ 1,586,173.56			
\$ -	\$ 173,487	\$ 983,599	\$ 995,000	\$ 340,175	\$ 50,924	\$ 1,605,760	\$ 98,390	\$ 15,247,780	\$ 6,000	\$ 878,941	\$ 119,171

TRANSYLVANIA	TYRELL	WAKE	WASHINGTON	WAYNE	WILSON	YANCEY	STATEWIDE	Total Expenditures	Remaining Balane
	\$ 422,161.00							\$ 6,600,324.81	\$ 3,399,675.19
				\$ 7,315.26		\$ 548,359.19	\$ 7,753,068.02	\$ 11,299,730.34	\$ 100,269.66
							\$ 713,246.00	\$ 711,928.19	\$ 288,071.81
				\$ 673,822.68			\$ 153,285.00	\$ 1,063,987.68	\$ 436,012.32
\$ -		\$ 157,634.97	\$ 1,000.00	\$ 29,878.67	\$ 500.00	\$ 3,000.00	\$ 592,263.00	\$ 1,545,493.97	\$ 222,110.03
				\$ 9,106.00			\$ 274,762.00	\$ 404,868.00	\$ 178.00
	\$ 28,850.78	\$ 37,500.00	\$ 41,169.95	\$ 449,051.55			\$ 5,554,843.00	\$ 10,017,435.71	\$ 9,914.29
				\$ 184,490.00				\$ 184,490.00	\$ 65,510.00
		\$ 1,177,822.06	\$ 22,935.00	\$ 97,753.00		\$ -	\$ 2,045,039.94	\$ 9,226,870.00	\$ 773,130.00
							\$ 6,743,923.00	\$ 6,743,923.00	\$ 2,256,077.00
\$ -	\$ 344,932.00	\$ -	\$ -	\$ 117,975.00	\$ 224,404.00		\$ -	\$ 19,549,871.40	\$ 450,128.60
				\$ 1,667,705.61				\$ 19,111,593.00	\$ 888,407.00
				\$ 190,177.05	\$ 250,000.00			\$ 4,449,304.35	\$ 550,695.65
							\$ 66,228,370.00	\$ 66,228,370.00	\$ -
\$ -	\$ 373,783	\$ 1,372,957	\$ 65,105	\$ 2,746,137	\$ 474,904	\$ 3,000	\$ 81,439,201	\$ 137,462,219	\$ 9,440,179.55

Implementation Status of State Funds for Hurricane Matthew										
Report format prepared by NCORR: March 3, 2020										
DRA Session Law	DRA Session Law Subsection	STORM	Service Code	Program	Agency	Legislative Allocation	ALEXANDER	ANSON	BEAUFORT	BERTIE
SL 2017-119	1.3	MATTHEW	AG	AgWRAP - farm pond and dam repairs w/PEs	DACS	\$ 3,147,403				
SL 2017-119	1.3	MATTHEW	AG	Non-field farm road repairs	DACS	\$ 71,038				
SL 2017-119	1.3	MATTHEW	AG	Stream Debris Removal	DACS	\$ 15,916,250	\$ 202,687.00		\$ 218,464.71	\$ 3,566.70
SL 2017-119	1.3	MATTHEW	AG	Drought Pasture Renovation	DACS	\$ 865,309				
SL 2017-119	1.1 (b)	MATTHEW	HPA	Construct Low-Income Multifamily Housing Units in Town of Flair Bluff	LCOG	\$ 5,000,000				
SL 2017-119	1.4	MATTHEW	EDU	Stabilization Reserve to Offset Impact of Enrollment Declines	NCCCS	\$ 2,700,000				
SL 2017-119	1.2	MATTHEW	LGI	Grants to Repair, Replace, and Build New Infrastructure	LEAF	\$ 30,000,000			\$ 369,429.89	\$ 581,941.32
SL 2017-119	1.1 (a)	MATTHEW	HPA	Housing Needs	DPS	\$ 20,000,000				
Totals						\$ 77,700,000		\$ -	\$ 587,894.60	\$ 585,508.02

[illegible]

[illegible]

[illegible]

SCOTLAND	SWAIN	TYRELL	WAKE	WASHINGTON	WAYNE	WILKES	WILSON	YANCEY	STATEWIDE	Total Expenditures	Remaining Balane
			\$ 166,169.14		\$ 32,297.04	\$ 1,977.00			\$ 5,927.00	\$ 960,344.80	\$ 2,187,058.20
				\$ 2,897.00					\$ 62,147.00	\$ 71,038.00	\$ -
		\$ 113,478.42	\$ 14,800.00	\$ 169,227.05	\$ 343,796.00		\$ 443,173.50		\$ 206,697.00	\$ 14,072,683.43	\$ 1,843,566.57
	\$ 13,449.00							\$ 39,844.00	\$ 548,700.00	\$ 865,309.00	\$ -
										\$ 5,000,000.00	\$ -
									\$ 2,699,830.00	\$ 2,699,830.00	\$ 170.00
		\$ 391,000.00			\$ 2,747,804.18					\$ 28,410,502.24	\$ 1,589,497.76
									\$ 8,387,323.27	\$ 8,387,323.27	\$ 11,612,676.73
				\$ 172,124	\$ 3,123,897		\$ 443,174	\$ 39,844	\$ 11,910,624	\$ 60,467,031	\$ 19,520,869

Implementation Status of State Funds for Hurricane Florence & Matthew										
Report format prepared by NCORR: March 3, 2020										
DRA Session Law										
DRA Session Law	Subsection	STORM	Service Code	Program	Agency	Legislative Allocation	ALAMANCE	ALEXANDER	ALLEGANY	ANSON
SL 2018-138	1.3 (9)	FLORENCE	LGI	Replacement of Equipment and Supplies, Contractual Services, and Disaster-Related Additional Travel and Personnel Costs	AOC	\$ 1,000,000				
SL 2018-136	6.1 (23)	FLORENCE	AG	Agricultural Recovery for Farmers	DACS	\$ 50,000,000	\$ 100,673.20	\$ 23,850.00	\$ 45,299.00	\$ 318,093.47
SL 2018-138	1.3 (3)	FLORENCE	AG	Agricultural Disaster Program	DACS	\$ 240,000,000	\$ 1,357,924.69		\$ 855,062.76	\$ 1,303,784.41
SL 2018-136	6.1 (18)	FLORENCE	ENV	Coastal Beach and Dredging Needs Assessment	DEQ	\$ 2,000,000				
SL 2018-136	6.1 (19)	FLORENCE	ENV	Commercial Fishing Assistance	DEQ	\$ 1,600,000				
SL 2018-136	6.1 (20)	FLORENCE	ENV	Marine Debris Cleanup	DEQ	\$ 400,000				
SL 2018-138	1.3 (8)	FLORENCE	ENV	Coastal Storm Damage Mitigation	DEQ	\$ 18,500,000				
SL 2018-138	1.3 (5)	FLORENCE	ENV	Commercial Fishing Assistance	DEQ	\$ 10,000,000				
SL 2018-138	1.3 (6)	FLORENCE	ENV	Emergency Watershed Protection Program Match	DEQ	\$ 250,000				
SL 2018-5	5.6 (b)(2)a	MATTHEW	RISK	Landslide Mapping	DEQ	\$ 3,600,000				
SL 2018-136	6.1 (17)	FLORENCE	HHS	Emergency Prescription Assistance Program (EPAP)	DHHS	\$ 1,000,000				
SL 2018-136	6.1 (16)	FLORENCE	HHS	Disaster Supplemental Nutrition Assistance Program (D-SNAP)	DHHS	\$ 3,500,000	\$ 12,326.00			\$ 34,882.00
SL 2018-136	6.1 (26)	FLORENCE	LGI	Volunteer Fire Departments Infrastructure Repairs	DOI	\$ 930,477	\$ -		\$ -	\$ -
SL 2018-134	4.1 (1)	FLORENCE	EDU	School Nutrition Employee Compensation	DPI	\$ 6,500,000	\$ -		\$ -	\$ 30,853.45
SL 2018-136	6.1 (6)	FLORENCE	EDU	Capital Recovery Funds - Public School Facilities	DPI	\$ 60,000,000	\$ -		\$ -	\$ -
SL 2018-138	1.3 (1)	FLORENCE	EDU	Capital Recovery Funds - Public School Facilities	DPI	\$ 23,500,000	\$ -		\$ -	\$ -
SL 2018-138	1.3 (2)	FLORENCE	EDU	Public School Food, Food Nutrition Equipment, and Food Nutrition Supp	DPI	\$ 1,500,000	\$ -		\$ -	
SL 2018-136	6.1 (24)	FLORENCE	HPA	Disaster Housing Recovery Support	DPS	\$ 23,000,000				
SL 2018-136	6.1 (25)	FLORENCE	GRANTS	Local Government Assistance	DPS	\$ 8,000,000	\$ 1,000,000.00			
SL 2018-136	6.1 (27)	FLORENCE	ADM	Office of Recovery and Resiliency	DPS	\$ 2,000,000				
SL 2018-136	6.1 (29)	FLORENCE	GRANTS	Volunteer Organizations Assisting with Disasters	DPS	\$ 2,000,000				
SL 2018-138	1.5(1)	FLORENCE	RISK	Local Government Assistance (loans) (Net of repayments)	DPS	\$ 20,000,000				
SL 2018-5	5.6 (b)(5)	MATTHEW	HPA	Housing Needs	DPS	\$ 7,570,776				
SL 2018-5	5.6 (b)(2)d	MATTHEW	RISK	NC Search and Rescue Program	DPS	\$ 2,300,000				
SL 2018-5		MATTHEW		MATTHEW - SARF	DPS	\$ 17,424,000.00				
SL 2018-136	6.1 (28)	FLORENCE	HPA	Housing Assistance	HFA	\$ 10,000,000				
SL 2018-136	6.1 (21)	FLORENCE	GRANTS	Local Government Infrastructure Fund (Golden LEAF)	LEAF	\$ 20,000,000				
SL 2018-136	6.1 (22)	FLORENCE	GRANTS	Small Business Recovery Loans (Golden LEAF)	LEAF	\$ 5,000,000	\$ 50,000.00			\$ 50,000.00
SL 2018-138	1.3 (4)	FLORENCE	ECO	Small Business Recovery Loans (Golden LEAF)	LEAF	\$ 5,000,000				
SL 2018-5	5.6 (b)(3)	MATTHEW	LGI	Grants to Repair, Replace, and Build New Infrastructure	LEAF	\$ 10,000,000				
SL 2018-136	6.1 (8)	FLORENCE	EDU	Capital Recovery Funds	NCCCS	\$ 3,500,000				
SL 2018-136	6.1 (9)	FLORENCE	EDU	Budget Stabilization Funds	NCCCS	\$ 8,500,000				
SL 2018-136	5.3.(f), 6.1 (10)	FLORENCE	EDU	Emergency Grants for Affected Postsecondary Students	NCCCS	\$ 5,000,000				
SL 2018-5	5.6 (b)(1)	MATTHEW	MATCH	State Match for Federal Assistance Programs	OSBM	\$ 14,500,000				
SL 2018-5	5.6 (b)(4)	MATTHEW	GRANTS	Town of Princeville and Fair Bluff Grants-In-Aid	OSBM	\$ 700,000				
SL 2018-136	6.1 (7)	FLORENCE	EDU	Capital Recovery Funds	UNC	\$ 27,215,501				

SL 2018-136	6.1 (11)	FLORENCE	EDU	Emergency Grants for Affected Postsecondary Students	UNC	\$ 2,000,000				
SL 2018-136	6.1 (12)	FLORENCE	EDU	Emergency Grants for Affected Postsecondary Students (NCICU)	UNC	\$ 1,000,000	\$ 2,500.00			
SL 2018-138	1.3 (7)	FLORENCE	ENV	Derelict and Abandoned Vessels Study	WRC	\$ 50,000				
Totals						\$ 324,440,754	\$ 2,523,423.89			

[illegible]

[illegible]

[illegible]

[illegible]

[illegible]

[illegible]

[illegible]

[illegible]

[illegible]

MARTIN	MCDOWELL	MECKLENBURG	MITCHELL	MONTGOMERY	MOORE	NASH	NEW HANOVER	NORTHAMPTON	ONSLOW
							\$ -		\$ -
	\$ 15,152.00			\$ 198,937.47	\$ 229,856.25		\$ 1,005,959.75		\$ 821,961.91
\$ 5,785,748.29	\$ 1,251,042.55			\$ 1,635,566.63	\$ 1,771,112.63	\$ 6,064,123.78	\$ 275,596.79		\$ 4,091,581.93
					\$ 21,029.00		\$ 95,125.00		\$ 124,979.00
\$ -	\$ -	\$ -	\$ -	\$ -	\$ -	\$ -	\$ -	\$ -	\$ -
\$ -	\$ -	\$ 367,579.55	\$ -	\$ -	\$ 48,845.00	\$ -	\$ 234,258.57	\$ -	\$ 394,833.00
\$ -	\$ -	\$ -	\$ -	\$ -	\$ -	\$ -	\$ 4,000,000.00	\$ -	\$ 14,563,380.00
\$ -	\$ -	\$ -	\$ -	\$ 25,887.00	\$ -	\$ -	\$ -	\$ -	\$ 6,994,870.08
		\$ 4,118.00	\$ 193.00		\$ 15,187.00			\$ 1,510.00	\$ 162,913.00
							\$ 141,575.00		
					\$ 500,000.00				
					\$ 1,600,000.00				
									\$ 1,013,000.00
							\$ 255,513.99		\$ 482,658.89
							\$937,294.00		\$ 151,125.00
\$ 250,223.73									
					\$ 24,080.06		\$ 1,242,292.82		\$ 606,697.55
							\$ 27,215,501.00		

[illegible]

[illegible]

[illegible]

[illegible]

[illegible]

[illegible]

[illegible]

WILSON	YADKIN	YANCEY	STATEWIDE	Total Expenditures	Remaining Balance
				\$ -	\$ 1,000,000.00
\$ 77,428.07		\$ 462,312.00	\$ -	\$ 27,401,497.51	\$ 22,598,502.49
\$ 6,958,151.48	\$ 1,187,506.38	\$ 28,437.66	\$ -	\$ 233,639,973.38	\$ 6,360,026.62
				\$ 407,805.46	\$ 1,592,194.54
			\$ 1,600,000.00	\$ 1,600,000.00	\$ -
			\$ 400,000.00	\$ 400,000.00	\$ -
				\$ 18,500,000.00	\$ -
			\$ 9,940,611	\$ 9,940,611.32	\$ 59,388.68
				\$ 250,000.01	\$ (0.01)
			\$ 293,721.00	\$ 1,876,606.23	\$ 1,723,393.77
				\$ -	\$ 1,000,000.00
\$ 59,525.00			\$ 10,000.00	\$ 2,250,775.10	\$ 1,249,224.90
\$ -	\$ -	\$ -	\$ -	\$ 256,864.12	\$ 673,612.88
\$ 1,292.00	\$ -	\$ -		\$ 5,114,329.43	\$ 1,385,670.57
\$ -	\$ -	\$ -	\$ -	\$ 59,992,012.12	\$ 7,987.88
\$ -	\$ -	\$ -	\$ -	\$ 23,500,000.00	\$ -
				\$ 822,769.89	\$ 677,230.11
			\$ 2,304,537.02	\$ 2,561,112.02	\$ 20,438,887.98
			\$ (1,000,000.00)	\$ 7,975,000.00	\$ 25,000.00
			\$ 257,075.66	\$ 257,075.66	\$ 1,742,924.34
				\$ -	\$ 2,000,000.00
			\$ 1,002,054.85	\$ 15,542,467.16	\$ 4,457,532.84
			\$ 3,082,621.98	\$ 3,082,621.98	\$ 4,488,154.02
			\$ 2,263,660.35	\$ 2,263,660.35	\$ 36,339.65
				\$ -	\$ 17,424,000.00
				\$ 8,075,000.00	\$ 1,925,000.00
				\$ 16,726,455.34	\$ 3,273,544.66
				\$ 4,499,106.00	\$ 500,894.00
				\$ -	\$ 5,000,000.00
				\$ 9,269,369.35	\$ 730,630.65
				\$ 1,851,378.78	\$ 1,648,621.22
			\$ 8,021,644.00	\$ 8,021,644.00	\$ 478,356.00
\$ 12,318.00				\$ 4,998,772.21	\$ 1,227.79
			\$ 5,349,427.32	\$ 5,349,427.32	\$ 9,150,572.68
			\$ -	\$ 656,250.00	\$ 43,750.00
				\$ 27,215,501.00	\$ -

				\$ 1,406,000.85	\$ 593,999.15
\$ 106,364.00				\$ 862,623.00	\$ 137,377.00
				\$ -	\$ 50,000.00
\$ 179,499	\$ 1,187,506	\$ 490,750	\$ 33,525,354	\$ 506,566,710	\$ 112,474,044

Implementation Status of State Funds for Hurricane Florence & Matthew, Michael & Dorian									
Report format prepared by NCORR: March 3, 2020									
DRA Session Law	DRA Session Law Subsection	STORM	Service Code	Program	Agency	Legislative Allocation	ALAMANCE	ALEXANDER	ALLEGANY
SL 2019-224	2.1 (9)	Florence	AG	Purchase of Bulldozers & Tractor Plows	DACS	\$ 1,000,000			\$ -
SL 2019-224	2.1 (9)	Florence	AG	Stream Debris Removal	DACS	\$ 1,000,000		\$ -	
SL 2019-250	1.2 (5)		AG	Stream Debris Removal	DACS	\$ 5,000,000			
SL 2019-224	2.1 (3)	Florence	ENV	Ferrymon program	DEQ	\$ 175,000			
SL 2019-224	2.1 (3)	Florence	ENV	Surry County Directed grants	DEQ	\$ 3,000,000			
SL 2019-224	2.1 (3)	Florence	ENV	Water and Wastewater -infrastructure clean up	DEQ	\$ 8,000,000			
SL 2019-224	2.1 (3)	Florence	ENV	Ferrymon program	DEQ	\$ 175,000			
SL 2019-224	2.1 (3)	Florence	ENV	Surry County Directed grants	DEQ	\$ 3,000,000			
SL 2019-224	2.1 (3)	Florence	ENV	Water and Wastewater -infrastructure clean up	DEQ	\$ 8,000,000			
SL 2019-224	2.1 (3)	Florence	ENV	Coastal Storm Mitigation Fund	DEQ	\$ 11,500,000			
SL 2019-250	1.1 (3)		ENV	Clean Water State Revolving Fund	DEQ	\$ 17,600,000	\$ 1,775,579.00		\$ -
SL 2019-250	1.2 (9)		ENV	Disaster Recovery for Coastal Reserves	DEQ	\$ 50,000			
SL 2019-224	2.1 (6)	Florence	ENV	Support Aquarium at Fort Fisher	DNCR	\$ 5,000,000			
SL 2019-250	1.2 (7)	Dorian	EDU	Repairs for Ocracoke School due to Hurricane Dorian	DPI	\$ 1,700,000			
SL 2019-224	2.1 (4)	Florence	HPA	NCORR Buyouts & SARF	DPS	\$ 13,000,000			\$ -
SL 2019-224	2.1 (4)	Florence	GRANTS	NCORR LOANS & GRANTS	DPS	\$ 9,000,000			\$ -
SL 2019-224	2.1 (7)	Florence	RISK	NCEM-VOAD Disaster Recovery	DPS	\$ 1,000,000			\$ -
SL 2019-224	2.1 (7)	Florence	RISK	NC Search and Rescue Program	DPS	\$ 1,000,000			\$ -
SL 2019-224	2.1 (7)	Florence	RISK	NCEM-River Guages	DPS	\$ 2,000,000			\$ -
SL 2019-224	2.1 (7)	Florence	RISK	NCEM-Flood Insurance Pilot	DPS	\$ 2,000,000			\$ -
SL 2019-250	1.1 (1)		MATCH	State Match and Other Support for Disaster Reovery	DPS	\$ 70,812,336	\$ 36,369.82		
SL 2019-250	1.2 (2) a		RISK	Flood Mitigation Studies	DPS	\$ 5,000,000			\$ -
SL 2019-250	1.2 (3) a		RISK	Local Government Assistance Loans	DPS	\$ 10,000,000			\$ -
SL 2019-250	1.2 (2)		RISK	Water Level and Breach Monitoring Systems	DPS	\$ 4,800,000			\$ -
SL 2019-250	1.2 (3) b	Dorian	GRANTS	NCORR-Grants to Local Governments	DPS	\$ 5,000,000			\$ -
SL 2019-250	1.2 (6)	Dorian	EDU	Repairs to Buildings due to Hurricane Dorian	ECSU	\$ 5,200,000			
SL 2019-224	2.1 (5)	Florence	GRANTS	Grants to Repair, Replace, and Build New Infrastructure	LEAF	\$ 4,500,000			\$ -
SL 2019-250	1.2 (4)		GRANTS	Grants to Repair, Replace, and Build New Infrastructure	LEAF	\$ 15,000,000			
SL 2019-224	2.1 (1)	Florence	EDU	Hurricane Florence Disaster Assistance for FTE Losses	NCCCS	\$ 6,400,000			\$ -
SL 2019-224	2.1 (2)	Florence	GRANTS	OSBM GRANTS-Town of Morehead City (Carteret)	OSBM	\$ 68,000			\$ -
SL 2019-224	2.1 (2)	Florence	GRANTS	OSBM GRANTS Town of Bladenboro (Bladen)	OSBM	\$ 200,000			
SL 2019-224	2.1 (2)	Florence	GRANTS	OSBM GRANTS-Bladen County	OSBM	\$ 300,000			
SL 2019-224	2.1 (2)	Florence	GRANTS	OSBM GRANTS- Jones County	OSBM	\$ 500,000			
SL 2019-224	2.1 (2)	Florence	GRANTS	OSBM GRANTS- Pender County	OSBM	\$ 500,000			
SL 2019-224	2.1 (2)	Florence	GRANTS	OSBM GRANTS- City of Greensboro (Guilford)	OSBM	\$ 1,000,000			

[illegible]

[illegible]

[illegible]

[illegible]

[illegible]

[illegible]

[illegible]

[illegible]

[illegible]

[illegible]

[illegible]

[illegible]

[illegible]

							Remaining Balance
WAYNE	WILKINS	WILSON	YADKIN	YANCEY	STATEWIDE	Total Expenditures	
						\$ 1,000,000.00	\$ -
						\$ 320,830.85	\$ 679,169.15
						\$ 4,148,141.96	\$ 851,858.04
						\$ 175,000.00	\$ -
						\$ 3,000,000.00	\$ -
					\$ 5,150,875.00	\$ 5,150,875.00	\$ 2,849,125.00
						\$ 175,000.00	\$ -
						\$ 3,000,000.00	\$ -
					\$ 5,150,875.00	\$ 5,150,875.00	\$ 2,849,125.00
					\$ 11,500,000.00	\$ 11,500,000.00	\$ -
					\$ 4,820,623.00	\$ 7,134,654.00	\$ 10,465,346.00
					\$ 2,558.65	\$ 50,000.00	\$ -
						\$ 1,860,214.20	\$ 3,139,785.80
						\$ 1,700,000.00	\$ -
						\$ -	\$ 13,000,000.00
						\$ -	\$ 9,000,000.00
						\$ -	\$ 1,000,000.00
						\$ -	\$ 1,000,000.00
						\$ -	\$ 2,000,000.00
						\$ -	\$ 2,000,000.00
\$ 879,365.85		24025.21		\$ 91,635.02	\$ 12,762,633.48	\$ 70,812,336.00	\$ -
						\$ -	\$ 5,000,000.00
						\$ -	\$ 10,000,000.00
						\$ -	\$ 4,800,000.00
						\$ -	\$ 5,000,000.00
						\$ 4,372,287.17	\$ 827,712.83
\$ 401,296.00						\$ 2,971,838.30	\$ 1,528,161.70
\$ 1,793,883.38						\$ 8,779,451.08	\$ 6,220,548.92
\$ 161,009.00		\$ 12,699.00			\$ -	\$ 6,399,998.00	\$ 2.00
					\$ -	\$ 68,000.00	\$ -
						\$ 175,045.00	\$ 24,955.00
						\$ 266,704.20	\$ 33,295.80
						\$ 500,000.00	\$ -
						\$ 500,000.00	\$ -
						\$ 486,239.24	\$ 513,760.76

		\$ 1,000,000.00				\$ 1,000,000.00	\$ -
						\$ 3,300,000.00	\$ -
						\$ 3,500,000.00	\$ -
						\$ 5,431,960.06	\$ 68,039.94
						\$ 5,481,961.73	\$ 518,038.27
						\$ 3,165,914.51	\$ 2,834,085.49
					\$ -	\$ -	\$ 11,197,013.00
					\$ 1,183,352.49	\$ 1,183,352.49	\$ 2,992,892.51
					\$ 10,229,535.10	\$ 10,229,535.10	\$ 7,570,464.90
					\$ -	\$ -	\$ 5,000,000.00
					\$ -	\$ 29,173.60	\$ 1,770,826.40
						\$ -	\$ 160,000.00
						\$ -	\$ 2,000,000.00
						\$ 8,000,000.00	\$ -
					\$ 65,644.24	\$ 1,000,000.00	\$ -
\$ 1,500.00	\$ 10,000.00		\$ 1,500.00	\$ 460.00	\$ 50.30	\$ 500,000.00	\$ -
		\$ 1,036,724	\$ 1,500	\$ 92,095	\$ 50,866,147	\$ 182,519,387	\$ 116,894,207

Implementation Status of State Funds for Hurricane Florence & Matthew, Michael & Dorian									
Report format prepared by NCORR: March 3, 2020									
DRA Session Law Subsection	STORM	Service Code	Program	Agency	Legislative Allocation	ALAMANCE	ALLEGANY	ANSON	
SL 2020-97	3.9	Matthew	AG	WNC AG/Fair	DACS	\$ 1,000,000			
SL 2020-97	3.9	Matthew	AG	NCFS BLDG	DACS	\$ 4,100,000			
SL 2020-97	3.9	Matthew	AG	STATE FAIR	DACS	\$ 4,000,000			
SL 2020-97	2.6	FLORENCE	DPS	STATE MATCH	DPS	\$ 27,796,610.00		\$97,263.86	
SL 2020-97	2.6.(d)(1)	Matthew	MATCH	State Emergency Response and Disaster Relief Fund (Matthew)	OSBM	\$ 10,423,729	\$ -		
SL 2020-97	2.6.(d)(2)	Dorian	MATCH	State Emergency Response and Disaster Relief Fund (Dorian)	OSBM	\$ 2,779,661			
SL 2020-97	2.6.(f)	Isaias/Bertie Tornado		State Emergency Response and Disaster Relief Fund (Bertie Tornado)	OSBM	\$ 750,000			
Totals					\$ 50,850,000	\$ -	\$ -		

[illegible]

[illegible]

[illegible]

[illegible]

[illegible]

[illegible]

WAKE	WASHINGTON	WAYNE	WILSON	YADKIN	YANCEY	STATEWIDE	Total Expenditures	Remaining Balance
						\$ 1,000,000.00	\$ 1,000,000.00	\$ -
						\$ 4,100,000.00	\$ 4,100,000.00	\$ -
						\$ 4,000,000.00	\$ 4,000,000.00	\$ -
\$31,734.40		\$125,671.49			\$25,278.03	\$1,157,255.03	\$ 17,542,994.00	\$ 10,253,616.00
							\$ -	\$ 10,423,729.00
							\$ -	\$ 2,476,542.98
							\$ 303,118.02	\$ 446,881.98
			\$ -	\$ -	\$ -	\$ 9,100,000	\$ 9,100,000	\$ 23,600,770

Implementation Status of State Funds for Hurricane Florence & Matthew									
Report format prepared by NCORR: March 3, 2020		Covers SL 2016-124							
DRA Session Law	DRA Session Law Subsection	STORM	Service Code	Program	Agency	Legislative Allocation	Budget Code	Budget Fund/Center	Amount Expended through September 30, 2019
SL 2016-124	4.1 (8)	MATTHEW	LGI	Grants to Repair, Replace, and Build New Infrastructure	COM	\$ 10,000,000	24609	2593	\$ 4,785,783.56
SL 2016-124	4.1 (12)	MATTHEW	ECO	Assess Needs for Small Business Assistance	COM	\$ 5,230.00			\$ 5,230.00
SL 2016-124	4.1 (10) (a)	MATTHEW	AG	Timber Restoration	DACS	\$ 1,000,000	23702	2975/ 5020	\$ 713,246.00
SL 2016-124	4.1 (10)(a)	MATTHEW	AG	Claridge Nursery Operations and Non-Capital Repairs	DACS	\$ 1,500,000	23702	2975/ 5021	\$ 156,920.68
SL 2016-124	4.1 (10)(b)	MATTHEW	AG	AgWRAP - farm pond and dam repairs w/PEs	DACS	\$ 1,767,604	23702	2975/ 4701/ 4705	\$ 837,303.68
SL 2016-124	4.1 (10)(b)	MATTHEW	AG	Non-field farm road repairs	DACS	\$ 405,046	23702	2975/ 4707	\$ 373,242.00
SL 2016-124	4.1 (10)(b)	MATTHEW	AG	Stream Debris Removal	DACS	\$ 10,027,350	23702	2975/ 4786	\$ 7,956,470.79
SL 2016-124	4.1 (10)(c)	MATTHEW	AG	Cherry Research Farm Dike Repair	DACS	\$ 250,000	23702	2975/ 1522	\$ 20,817.05
SL 2016-124	4.1 (10)(a)	MATTHEW	AG	NCFS Wildfire Response	DACS	\$ 11,400,000	23702	2975/ 5024/ 5025/	\$ 17,461,177.93
SL 2016-124	4.1 (9)	MATTHEW	LGI	Grants for Environmental Infrastructure	DEQ	\$ 10,000,000	24310	2824-8243-DR16/2824-8245-DR16/2824-8246-DR16	\$ 5,258,408.81
SL 2016-124	4.1 (11)	MATTHEW	LGI	Infrastructure Repairs	DOI	\$ 69,523			\$ 69,523
SL 2016-124	4.1 (2)	MATTHEW	HPA	Emergency Sheltering and Short Term Housing Needs	DPS	\$ 9,000,000	24552	2X01	\$ 8,454,679.97
SL 2016-124	4.1 (3)	MATTHEW	HPA	Resilient Redevelopment Planning	DPS	\$ 11,500,000	24552	2X02	\$ -
SL 2016-125	4.1	MATTHEW	HPA	SARF	DPS	\$ 11,132,000	24552	2X11-0062	\$ -
SL 2016-124	4.1 (1)	MATTHEW	HPA	Housing Trust Fund	HFA	\$ 20,000,000			\$ 9,742,743.00
SL 2016-124	4.1 (6)	MATTHEW	ECO	Small Business Loans	LEAF	\$ 5,000,000			\$ 4,338,610.95
SL 2016-124	4.1 (7)	MATTHEW	LGI	Grants to Repair, Replace, and Build New Infrastructure	LEAF	\$ 20,000,000			\$ 11,820,735.88
SL 2016-124	4.1 (4)	MATTHEW	MATCH	State Match for Federal Assistance Programs	DPS	\$ 66,228,370			\$ 55,096,370.00
SL 2016-124	4.1 (5)	MATTHEW	MATCH	Replenish Funds for Future Emergencies	OSBM	\$ 10,000,000			\$ 10,000,000.00
TOTALS						\$ 199,285,123			\$ 137,091,263.30

Implementation Status of State Funds for Hurricane Florence & Matthew								
Report format prepared by NCORR: March 3, 2020			Covers SL 2017-119					
DRA Session Law	DRA Session Law Subsection	STORM	Service Code	Program	Agency	Legislative Allocation	Budget Code	Budget Fund/Center
SL 2017-119	1.3	MATTHEW	AG	AgWRAP - farm pond and dam repairs w/PEs	DACS	\$ 3,147,403	23702	2975/ 47052017
SL 2017-119	1.3	MATTHEW	AG	Non-field farm road repairs	DACS	\$ 71,038	23702	2975/ 47072017
SL 2017-119	1.3	MATTHEW	AG	Stream Debris Removal	DACS	\$ 15,916,250	23702	2975/ 47862017
SL 2017-119	1.3	MATTHEW	AG	Drought Pasture Renovation	DACS	\$ 865,309	23702	2975/ 4709
SL 2017-57	12.9	MATTHEW	AG	Swine Buyout Phase 5	DACS	\$ 2,500,000		
SL 2017-119	1.1 (a)	MATTHEW	HPA	Housing Needs	DPS	\$ 20,000,000	24552	2X04
SL 2017-119	1.1 (b)	MATTHEW	HPA	Construct Low-Income Multifamily Housing Units in Town of Flair Bluff	LCOG	\$ 5,000,000	N/A	N/A
SL 2017-119	1.2	MATTHEW	LGI	Grants to Repair, Replace, and Build New Infrastructure	LEAF	\$ 30,000,000		
SL 2017-119	1.4	MATTHEW	EDU	Stabilization Reserve to Offset Impact of Enrollment Declines	NCCCS	\$ 2,700,000	16800	1624 7030
SL 2017-119	1.5	MATTHEW	MATCH	State Match for Federal Assistance Programs	DPS	\$ 22,300,000		
Totals						\$ 102,500,000		

Implementation Status of State Funds for Hurricane Florence & Matthew										
Report format prepared by NCORR: March 3, 2020			Covers SL 2018-5, 2018-134, 2018-136, 2018-							
DRA Session Law	DRA Session Law Subsection	STORM	Service Code	Program	Agency	Legislative Allocation	Budget Code	Budget Fund/Center	Dec 31, 2023 Quarter	Encumbrances/ Awards
SL 2018-138	1.3 (9)	FLORENCE	LGI	Replacement of Equipment and Supplies, Contractual Services, and Disaster-Related Additional Travel and Personnel Costs	AOC	\$ 1,000,000	12000	XXXX 0401		
SL 2018-136	6.1 (23)	FLORENCE	AG	Agricultural Recovery for Farmers	DACS	\$ 50,000,000	23702	2985	\$ 59,211.73	\$ 5,074,088.84
SL 2018-136	6.1 (5)	FLORENCE	AG	State Match for Federal Farmer As	DACS	\$ 3,000,000				\$ -
SL 2018-138	1.3 (3)	FLORENCE	AG	Agricultural Disaster Program	DACS	\$ 240,000,000	23702	2995	\$ (2,000.00)	\$ -
SL 2018-5	5.6 (b)(2)e	FLORENCE	AG	Forest Service Emergency Equipm	DACS	\$ 700,000				
SL 2018-136	6.1 (18)	FLORENCE	ENV	Coastal Beach and Dredging Need	DEQ	\$ 2,000,000	24300	2182		\$ -
SL 2018-136	6.1 (20)	FLORENCE	ENV	Marine Debris Cleanup	DEQ	\$ 400,000.00				\$ -
SL 2018-136	6.1 (19)	FLORENCE	ENV	Commercial Fishing Assistance	DEQ	\$ 1,600,000				\$ -
SL 2018-138	1.3 (8)	FLORENCE	ENV	Coastal Storm Damage Mitigation	DEQ	\$ 18,500,000	24317	2997-HFDR		\$ -
SL 2018-138	1.3 (5)	FLORENCE	ENV	Commercial Fishing Assistance	DEQ	\$ 10,000,000	24300	2825-8254-DR19		\$ -
SL 2018-138	1.3 (6)	FLORENCE	ENV	Emergency Watershed Protection	DEQ	\$ 250,000	24310	2825-8252-DR19		\$ -
SL 2018-5	5.6 (b)(2)a	MATTHEW	RISK	Landslide Mapping	DEQ	\$ 3,600,000	14300	1932-7387	\$ 71,874.00	
SL 2018-136	6.1 (17)	FLORENCE	HHS	Emergency Prescription Assistance	DHHS	\$ 1,000,000	N/A	N/A		
SL 2018-136	6.1 (16)	FLORENCE	HHS	Disaster Supplemental Nutrition	DHHS	\$ 3,500,000	14440	1372		
SL 2018-136	6.1 (14)	FLORENCE	HHS	Unaffiliated Community Hospital	DHHS	\$ 500,000				
SL 2018-136	6.1 (13)	FLORENCE	HHS	Behavioral Health Science	DHHS	\$ 5,000,000				
SL 2018-136	6.1 (15)	FLORENCE	HHS	Mosquito Abatement	DHHS	\$ 2,000,000				
SL 2018-136	6.1 (26)	FLORENCE	LGI	Volunteer Fire Departments Infras	DOI	\$ 930,477	13900	15001581		\$ -
SL 2018-134	4.1 (1)	FLORENCE	EDU	School Nutrition Employee Compe	DPI	\$ 6,500,000	13510	183049214038		
SL 2018-136	6.1 (6)	FLORENCE	EDU	Capital Recovery Funds - Public Sc	DPI	\$ 60,000,000	29110	291049214/		
SL 2018-138	1.3 (1)	FLORENCE	EDU	Capital Recovery Funds - Public Sc	DPI	\$ 23,500,000	29110	291049214		
SL 2018-138	1.3 (2)	FLORENCE	EDU	Public School Food, Food Nutrition	DPI	\$ 1,500,000	13510	1830		
SL 2018-134	4.1 (2)	FLORENCE	MATCH	State Match and Other Support fo	DPS	\$ 50,000,000				
SL 2018-136	6.1 (24)	FLORENCE	HPA	Disaster Housing Recovery Suppor	DPS	\$ 23,000,000	24558	2D24		
SL 2018-136	6.1 (25)	FLORENCE	GRANTS	Local Government Assistance	DPS	\$ 8,000,000	24558	2D25		
SL 2018-136	6.1 (27)	FLORENCE	ADM	Office of Recovery and Resiliency	DPS	\$ 2,000,000	24558	2D27		\$ 649,091.71
SL 2018-136	6.1 (29)	FLORENCE	GRANTS	Volunteer Organizations Assisting	DPS	\$ 2,000,000	24558	2D26		\$ 247,460.88
SL 2018-136	6.1 (3)	FLORENCE	MATCH	State Match for Federal Assistance	DPS	\$ 40,000,000				
SL 2018-138	1.5(1)	FLORENCE	RISK	Local Government Assistance (loans) (Net of repayments)	DPS	\$ 20,000,000	24558	2D34		\$ 3,917,499.01
SL 2018-5	5.6 (b)(5)	MATTHEW	HPA	Housing Needs	DPS	\$ 7,570,776	24552	2X06	\$ -	
SL 2018-5		MATTHEW	HPA	MATTHEW SARF	DPS	\$ 17,424,000	24552	2X11-063	\$ 412,850.00	
SL 2018-5	5.6 (b)(2)d	MATTHEW	RISK	NC Search and Rescue Program	DPS	\$ 2,300,000	14550	1501-8132	\$ -	
SL 2018-5	5.6 (b)(2)c	FLORENCE	RISK	Flood Warning Systems;	DPS	\$ 2,835,224				
SL 2018-5	5.6 (b)(2)b	FLORENCE	RISK	2-1-1 Activities	DPS	\$ 250,000				

SL 2018-5	5.6 (b)(2)f	FLORENCE	RISK	Stanly County Airport Training Facility	DPS	\$	100,000				
SL 2018-5	5.6 (b)(1)	MATTHEW	MATCH	State Match for Federal Assistance	DPS	\$	14,500,000	24552	2E01-8D84	\$ -	\$ 2,025,940.19
SL 2018-136	6.1 (28)	FLORENCE	HPA	Housing Assistance	HFA	\$	10,000,000			\$ 1,037,000.00	
2018-136	6.1 (21)	FLORENCE	GRANTS	Local Government Infrastructure Fund (Golden LEAF)	LEAF	\$	20,000,000			\$ -	\$ 3,575,312.44
SL 2018-136	6.1 (22)	FLORENCE	GRANTS	Small Business Recovery Loans (Golden LEAF)	LEAF	\$	5,000,000			\$ -	
SL 2018-138	1.3 (4)	FLORENCE	ECO	Small Business Recovery Loans (Golden LEAF)	LEAF	\$	5,000,000			\$ -	
SL 2018-5	5.6 (b)(3)	MATTHEW	LGI	Grants to Repair, Replace, and Build New Infrastructure	LEAF	\$	10,000,000			\$ -	\$2,321,491.06
SL 2018-136	6.1 (8)	FLORENCE	EDU	Capital Recovery Funds	NCCCS	\$	3,500,000	41820	4Q18		\$ 1,630,821.22
SL 2018-136	6.1 (9)	FLORENCE	EDU	Budget Stabilization Funds	NCCCS	\$	8,500,000	16800	1620 2000		
SL 2018-136	5.3.(f), 6.1 (10)	FLORENCE	EDU	Emergency Grants for Affected Populations	NCCCS	\$	5,000,000	16800	1624 7030		
SL 2018-146	6. (E)	FLORENCE	GRANTS	Transylvania County	OSBM	\$	20,000				
SL 2018-5	5.6 (b)(4)	MATTHEW	GRANTS	Town of Princeville and Fair Bluff	OSBM	\$	700,000	23014	23151902/1904		\$ 43,750.00
SL 2018-136	6.1 (7)	FLORENCE	EDU	Capital Recovery Funds	UNC	\$	27,215,501	41828	4280 & 4281		\$ -
SL 2018-136	6.1 (11)	FLORENCE	EDU	Emergency Grants for Affected Populations	UNC	\$	2,000,000	16086, 16088, 16070, 16090, 16030, 16055,	1230		
SL 2018-136	6.1 (12)	FLORENCE	EDU	Emergency Grants for Affected Populations	UNC	\$	1,000,000	16015	1515E		
SL 2018-138	1.3 (7)	FLORENCE	ENV	Derelict and Abandoned Vessels Study	WRC	\$	50,000	N/A	N/A		
Totals						\$	723,445,978				\$ 19,485,455.35

\$ 1,578,935.73

Federal Match or Leverage					
Remaining Balance	Expenditures	Budget Code2	Fund	Cost Center	Projected Program Completion Date
\$ 1,000,000.00					
\$ 17,524,413.89	\$ -				
\$ 3,000,000.00	\$ 113,828.97				
\$ 6,360,026.88					TBD
\$ -					
\$ 1,592,194.54					06/30/2019
\$ -		14410	1169	05HF	
\$ -		14460	1422	06HF	
\$ -					
\$ 59,388.68					
\$ (0.01)	\$ -				
\$ 1,723,391.27					06/30/2019
\$ 1,000,000.00		14430	1153	5015	06/20/2019
\$ 1,249,224.90		14440	1372	7122	
\$ -					
\$ -					
\$ -		N/A	N/A	N/A	Unknown
\$ 673,612.88		24558	2X04		
\$ 1,385,670.00		23702	2985	7777	06/30/2019
\$ 7,987.00					
\$ -	N/A				
\$ 677,230.00	N/A				
\$ -					06/30/2022
\$ 6,822,040.98	N/A				
\$ -	N/A				
\$ (0.00)					
\$ 0.00					
\$ (0.00)					12/31/2021
\$ (0.00)					
\$ 1,739,745.02					TBD
\$ 13,809,188.34	24552	2X06			
\$ 8,526.13					
\$ -					
\$ -					

\$	-					
\$	(0.00)					
\$	912,000.00		N/A	N/A	N/A	12/31/2020
\$	351,577.39					
\$	-	N/A	N/A	N/A	N/A	12/15/2019
\$	3,427,580.43					
\$	0.00		N/A	N/A	N/A	12/31/2020
\$	1,090.00		16800	1620 2000	N/A	06/30/2019
\$	478,356.00		16800	1624 7030	N/A	06/30/2020
\$	1,227.79					03/01/2019
\$	-					TBD
\$	-					
\$	0.00					
\$	593,999.15	N/A				Unknown
\$	137,377.00					12/31/2019
\$	50,000.00		N/A	N/A	N/A	12/15/2019
\$	64,585,848.26	\$ -				
\$	-					

Implementation Status of State Funds for Hurricane Florence & Matthew, Michael & Dorian									
Report format prepared by NCORR: March 3, 2020		Covers SL 2019-224, 2019-250							
DRA Session Law	DRA Session Law Subsection	STORM	Service Code	Program	Agency	Legislative Allocation	Budget Code	Budget Fund/Center	Sept 30, 2023 Quarter
SL 2019-224	2.1 (9)	Florence	AG	Purchase of Bulldozers & Tractor Plows	DACS	\$ 1,000,000			
SL 2019-224	2.1 (9)	Florence	AG	Stream Debris Removal	DACS	\$ 1,000,000			\$ 184,800.00
SL 2019-250	1.2 (5)	Florence	AG	Stream Debris Removal	DACS	\$ 5,000,000			\$ 89,942.00
SL 2019-224	2.1 (3)	Florence	ENV	VARIOUS PROJECTS- Ferry Mon	DEQ	\$ 175,000	24310	2825-8252, s429-2825 8255, 8256,8261,8262	
SL 2019-224	2.1 (3)	Florence	ENV	VARIOUS PROJECTS-Cedar Creek	DEQ	\$ 500,000			
SL 2019-224	2.1 (3)	Florence	ENV	VARIOUS PROJECTS- Big Elkin	DEQ	\$ 1,500,000			
SL 2019-224	2.1 (3)	Florence	ENV	VARIOUS PROJECTS-Mitchell River	DEQ	\$ 1,000,000			
SL 2019-224	2.1 (3)	Florence	ENV	VARIOUS PROJECTS-DR Infrastructure	DEQ	\$ 8,000,000			\$ 592,741.00
SL 2019-224	2.1 (3)	Florence	ENV	VARIOUS PROJECTS-Coastal Storm Mitigation	DEQ	\$ 11,500,000			
SL 2019-250	1.1 (3)	Multiple	ENV	Clean Water State Revolving Fund	DEQ	\$ 17,600,000	14300	1460	\$ 93,815.00
SL 2019-250	1.2 (9)	Multiple	ENV	Disaster Recovery for Coastal Reserves	DEQ	\$ 50,000	14300	1625-6255-201A	
SL 2019-224	2.1 (6)	Florence	ENV	Support Aquarium at Fort Fisher	DNCR	\$ 5,000,000			\$ 490,553.76
SL 2019-250	1.2 (7)	Dorian	EDU	Repairs for Ocracoke School due to Hurricane Dorian	DPI	\$ 1,700,000			
SL 2019-224	2.1 (4)	Florence	HPA	NCORR Buyouts & SARF	DPS	\$ 13,000,000	24558	2D24F224	
SL 2019-224	2.1 (4)	Florence	GRANTS	NCORR LOANS & GRANTS	DPS	\$ 9,000,000	24558	2D25F224	
SL 2019-224	2.1 (7)	Florence	RISK	NCEM-VOAD Disaster Recovery	DPS	\$ 1,000,000	24558	2D26F224	\$ 25,559.89
SL 2019-224	2.1 (7)	Florence	RISK	NC Search and Rescue Program	DPS	\$ 1,000,000	24558	2D74F224	
SL 2019-224	2.1 (7)	Florence	RISK	NCEM-River Guages	DPS	\$ 2,000,000	24558	2D74F224	
SL 2019-224	2.1 (7)	Florence	RISK	NCEM-Flood Insurance Pilot	DPS	\$ 2,000,000	24558	2D74F224	
SL 2019-250	1.1 (1)	Florence	MATCH	State Match and Other Support for Disaster Reovery	DPS	\$ 70,812,336	24558	2D01	
SL 2019-250	1.2 (2) a	Non-Disaster	RISK	Flood Mitigation Studies	DPS	\$ 5,000,000	24552	2X20	
SL 2019-250	1.2 (3) a	Florence	RISK	Local Government Assistance Loans	DPS	\$ 10,000,000	24552	2X21	
SL 2019-250	1.2 (2)	Non-Disaster	RISK	Water Level and Breach Monitoring Systems	DPS	\$ 4,800,000	24550	28018134	
SL 2019-250	1.2 (3) b	Dorian	GRANTS	NCORR-Grants to Local Governments	DPS	\$ 5,000,000	24552	2X22	
SL 2019-250	1.1 (2) a	Matthew	MATCH	State Emergency Response and Disaster Relief Fund (Matthew)	DPS	\$ 11,197,013	24552	2E01-8D85	
SL 2019-250	1.1 (2) b	Michael	MATCH	State Emergency Response and Disaster Relief Fund (Michael)	DPS	\$ 4,176,245	24552	2E01-8D86	\$ 8,439.69
SL 2019-250	1.1 (2) c	Dorian	MATCH	State Emergency Response and Disaster Relief Fund (Dorian)	DPS	\$ 17,800,000	24552	2E01-8D87	

SL 2019-250	1.2 (6)	Dorian	EDU	Repairs to Buildings due to Hurricane Dorian	ECSU	\$ 5,200,000			\$ 15,175.82
SL 2019-224	2.1 (5)	Florence	GRANTS	Grants to Repair, Replace, and Build New Infrastructure	LEAF	\$ 4,500,000			
SL 2019-250	1.2 (4)	Florence	GRANTS	Grants to Repair, Replace, and Build New Infrastructure	LEAF	\$ 15,000,000		\$ 345,777.48	\$ 345,777.48
SL 2019-224	2.1 (1)	Florence	EDU	Hurricane Florence Disaster Assistance for FTE Losses	NCCCS	\$ 6,400,000			
SL 2019-224	2.1 (2)	Florence	GRANTS	OSBM GRANTS-Town of Morehead City	OSBM	\$ 68,000	23014	201305/0307101	
SL 2019-224	2.1 (2)	Florence	GRANTS	OSBM GRANTS Town of Bladenboro	OSBM	\$ 200,000		201305/0307102	
SL 2019-224	2.1 (2)	Florence	GRANTS	OSBM GRANTS-Bladen County	OSBM	\$ 300,000		201305/0307103	
SL 2019-224	2.1 (2)	Florence	GRANTS	OSBM GRANTS- Jones County	OSBM	\$ 500,000		201305/0307104	
SL 2019-224	2.1 (2)	Florence	GRANTS	OSBM GRANTS- Pender County	OSBM	\$ 500,000		201305/0307105	
SL 2019-224	2.1 (2)	Florence	GRANTS	OSBM GRANTS- City of Greensboro	OSBM	\$ 1,000,000		201305/0307106	\$ 68,293.99
SL 2019-224	2.1 (2)	Florence	GRANTS	OSBM GRANTS- Town of Elm City	OSBM	\$ 1,000,000		201305/0307107	
SL 2019-224	2.1 (2)	Florence	GRANTS	OSBM GRANTS- Carteret County	OSBM	\$ 3,300,000		201305/0307108	
SL 2019-224	2.1 (2)	Florence	GRANTS	OSBM GRANTS- Sampson County	OSBM	\$ 3,500,000		201305/0307109	
SL 2019-224	2.1 (2)	Florence	GRANTS	OSBM GRANTS- Town of Mount Olive	OSBM	\$ 5,500,000		201305/0307110	
SL 2019-224	2.1 (2)	Florence	GRANTS	OSBM GRANTS- Town of Fair Bluff	OSBM	\$ 6,000,000		201305/0307111	\$ 261,100.00
SL 2019-224	2.1 (2)	Florence	GRANTS	OSBM GRANTS- Town of Princeville	OSBM	\$ 6,000,000		201305/0307112	\$ 27,106.72
SL 2019-250	1.2 (1)	Multiple	MATCH	State Emergency Response and Disaster Relief	OSBM	\$ 5,000,000	19930		\$ 485,469.55
SL 2019-250	1.2 (8)	Dorian	GRANTS	Lake Mattamuskeet watershed restoration	OSBM	\$ 1,800,000	23014	201306/0308102	
SL 2019-224	2.1 (8)	Florence	EDU	UNC- NC Policy Collaboratory (MOD MON)	UNC	\$ 160,000			
SL 2019-224	2.1 (8)	Florence	EDU	UNC- Collaboratory Study for Flooding and Resiliency	UNC	\$ 2,000,000			
SL 2019-224	2.1 (8)	Florence	EDU	UNC-W Repaors for DOBO Hall	UNC	\$ 8,000,000			
SL 2019-224	2.1 (10)	Florence	ENV	Water Vessels	WRC	\$ 1,000,000			
SL 2019-250	1.2 (10)	Non-Disaster	ENV	Administer Grant Programs	WRC	\$ 500,000			
						\$ 288,238,594			

Federal Match or Leverage							
Dec 31, 2023 Quarter	Encumbrances/ Awards	Remaining Balance	Expenditures	Budget Code2	Fund	Cost Center	Projected Program Completion Date
		\$ -					
	\$ 679,169.15	\$ (0.00)					
\$ 16,752.10	\$ 851,858.04	\$ 0.00					
	\$ -	\$ -					
		\$ -					
		\$ -					
		\$ -					
\$ 477,953.00		\$ 2,840,311.00					
		\$ -					
\$ 2,458,786.00	\$ -	\$ 10,465,346.00					
	\$ -	\$ (0.00)					
\$ 527,678.30		\$ 3,139,785.80					
	\$ -	\$ -					
\$ 14,750.00		\$ 12,435,250.00					
\$ -		\$ 58,266.20					
\$ -	\$ -	\$ (0.00)					
\$ -	\$ -	\$ 0.00					
\$ 39,563.11	\$ 183,547.11	\$ (0.00)					
	\$ -	\$ 2,000,000.00					
	\$ -	\$ (0.00)					
	\$ 477,513.12	\$ 0.00					
\$ -	\$ 2,497,952.44	\$ 865,272.32					
	\$ 1,070,455.02	\$ (0.00)					
\$ -		\$ 105,140.00					
\$ -	\$ 11,197,013.00	\$ -					
\$ -	\$ 1,580,864.67	\$ (0.00)					
\$ -	\$ 607,351.10	\$ (0.00)					

\$ 190,173.64	\$ 267,355.52	\$ 560,357.31					
	\$ 551,975.53	\$ 0.00					
\$ 231,807.64	\$ 1,455,464.70	\$ 0.00		24558			
	\$ -	\$ 2.21		24558			
		\$ -		24558			
\$ 24,955.00		\$ -					
\$ 33,295.80		\$ 0.20					
		\$ -					
		\$ -					
\$ 513,760.76		\$ (0.00)					
		\$ -					
		\$ -					
		\$ -					
\$ 68,040.43		\$ 0.00					
\$ 250,000.00	\$ 518,038.27	\$ 0.42					
\$ 214,749.48	\$ 2,834,085.49	\$ 0.19					
\$ 164,212.37	\$ 4,350,318.08	\$ -					
	\$ 1,770,826.40	\$ 0.00					
		\$ 160,000.00					
		\$ 2,000,000.00					
		\$ (0.00)					
		\$ (0.00)					
		\$ 50.30					
\$ 4,586,425.64	\$ 31,533,839.63						

DRA Session Law		DRA Session Law	
DRA Session Law	Subsection	STORM	Service Code
SL 2020-97	3.9	MATTHEW	AG
SL 2020-97	3.9	MATTHEW	AG
SL 2020-97	3.9	MATTHEW	AG
SL 2020-97	2.6	FLORENCE	DPS
SL 2020-97	2.6.(d)(1)	Matthew	MATCH
SL 2020-97	2.6.(d)(2)	Dorian	MATCH
SL 2020-97	2.6.(f)	Isaias/Bertie Tornado	MATCH
Totals			

Program	Agency	Legislative Allocation
WNC AG/Fair	DACS	\$ 1,000,000
NCFS BLDG	DACS	\$ 4,100,000
STATE FAIR	DACS	\$ 4,000,000
STATE MATCH	DPS	\$ 27,796,610.00
State Emergency Response and Disaster Relief Fund (Matthew)	DPS	\$ 10,423,729
State Emergency Response and Disaster Relief Fund (Dorian)	DPS	\$ 2,779,661
State Emergency Response and Disaster Relief Fund (Bertie Tor	OSBM	\$ 750,000
		\$ 50,850,000

\$

-

Budget				
Budget Code	Fund/Center	Sept 30, 2023 Quarter	Dec 31, 2023 Quarter	Encumbrances/ Awards
23702	29755026			\$ -
23702	29755026			\$ -
23702	29755026			\$ -
24558	2D01 FY 20	4,857,501.89	0.00	\$ -
24552	2E018D88	\$ -	\$ -	\$ 10,423,729.00
24552	2E018D89	\$ -	\$ -	\$ 2,779,661.00
19930				\$ 446,881.98
		\$ -		\$ 13,650,271.98

Federal Match or Leverage					
Remaining Balance	Expenditu res	Budget Code2	Fund	Cost Center	Projected Program Completion Date
\$ -					10/21/2020
\$ -					10/21/2020
\$ -					10/21/2020
\$ 2,893,789.88					
\$ -					
\$ -					
\$ 0.00					
\$ 7,751,291.77					

Implementation Status of State Funds for Hurricane Matthew											
Report format prepared by NCORR: March 3, 2020				Total Number of Beneficiaries by County							
DRA Session Lay	Law Subsection	STORM	Service Code	Program	Agency	Legislative Allocation	ANSON	BEAUFORT	BERTIE	BLADEN	BRUNSWICK
SL 2016-124	4.1 (8)	MATTHEW	LGI	Grants to Repair, Replace, and Build New Infrastructure	COM	\$ 10,000,000			11039	1215	39466
SL 2016-124	4.1 (10)(a)	MATTHEW	AG	NCFS Wildfire Response	DACS	\$ 23,000,000					
SL 2016-124	4.1 (10) (a)	MATTHEW	AG	Timber Restoration	DACS	\$ 1,000,000					
SL 2016-124	4.1 (10)(a)	MATTHEW	AG	Claridge Nursery Operations and Non-Capital Repairs	DACS	\$ 1,500,000				1	
SL 2016-124	4.1 (10)(b)	MATTHEW	AG	AgWRAP - farm pond and dam repairs w/PEs	DACS	\$ 1,700,000		7		1	
SL 2016-124	4.1 (10)(b)	MATTHEW	AG	Non-field farm road repairs	DACS	\$ 550,000					
SL 2016-124	4.1 (10)(b)	MATTHEW	AG	Stream Debris Removal	DACS	\$ 9,950,000		10	2	1	
SL 2016-124	4.1 (10)(c)	MATTHEW	AG	Cherry Research Farm Dike Repair	DACS	\$ 250,000					
SL 2016-124	4.1 (9)	MATTHEW	LGI	Grants for Environmental Infrastucture	DEQ	\$ 10,000,000	1		1	1	
SL 2016-124	4.1 (2)	MATTHEW	HPA	Emergency Sheltering and Short Term Housing Needs	DPS	\$ 9,000,000					
SL 2016-124	4.1 (1)	MATTHEW	HPA	Housing Trust Fund	HFA	\$ 20,000,000		6	5	18	9
SL 2016-124	4.1 (7)	MATTHEW	LGI	Grants to Repair, Replace, and Build New Infrastructure	LEAF	\$ 20,000,000			20096	582	
SL 2016-124	4.1 (6)	MATTHEW	ECO	Small Business Loans	LEAF	\$ 5,000,000					
SL 2016-124	4.1 (4)	MATTHEW	MATCH	State Match for Federal Assistance Programs	OSBM	\$ 66,228,370					
TOTALS						\$ 142,678,370	\$ 1	\$ 23	\$ 20,104	\$ 603	\$ 9

BURKE	CAMDEN	CARTERET	CHATHAM	CHEROKEE	CHOWAN	CLAY	COLUMBUS	CRAVEN	CUMBERLAND	CURRITUCK
						10587				
							1			
1					2	2	6	8	5	
									6	1
	1							18		1
							1		1	
	1	5					15	3	28	2
							687	6225	1570	
\$ 1	\$ 2	\$ 5	\$ -	\$ -	\$ 2	\$ 2	\$ 709	\$ 6,254	\$ 1,610	\$ 4

DARE	DAVIDSON	DUPLIN	DURHAM	EDGECOMBE	FRANKLIN	GATES	GRAHAM	GREENE	HALIFAX	HARNETT	HAYWOOD
								3881			
							8861				
		12		4			1			5	1
1			4	4							
1				1					1		
1		10		68		7		17		1	
\$ 3	\$ -	\$ 22		\$ 77	\$ -	\$ 7	\$ 1	\$ 17	\$ 1	\$ 6	

HENDERSON	HERTFORD	HOKE	HYDE	JACKSON	JOHNSTON	JONES	LEE	LENOIR	MACON	MADISON	MARTIN	MCDOWELL
				40271					33922			44996
	6				4	25		6		1	5	
								1				
		1			2	3					1	
					1			1				
	1	1			1			15			53	
						608		27611				
\$ -	\$ 7	\$ 2	\$ -		\$ 8	\$ 636	\$ -	\$ 27,634			\$ 59	

MECKLENBURG	MONTGOMERY	MOORE	NASH	NEW HANOVER	NORTHAMPTON	ONSLOW	PAMLICO	PASQUOTANK	PENDER	PERQUIMANS	PITT
					978			2201		287	
				1		1					
			3				7		3		1
							7		2	3	
		1						1			1
			13	10		5	16		7		18
\$ -	\$ -	\$ 1	\$ 16	\$ 10	\$ -	\$ 5	\$ 30	\$ 1	\$ 12	\$ 3	\$ 20

RICHMOND	ROBESON	RUTHERFORD	SAMPSON	SCOTLAND	SWAIN	TRANSYLVANIA	TYRELL	WAKE	WASHINGTON	WAYNE	WILSON
			958								
					13981						
				1						1167	
	3		12				5	13	4	10	1
	1		1				1			7	
										30000	
	1							1	1	1	
2	170	0	15	3			9			4	5
	31270									9571	
\$ 2	\$ 31,445	\$ -	\$ 28	\$ 3		\$ -	\$ 15	\$ 14	5	39593	6

YANCEY	Total Number of Beneficiaries
	60025
	152618
	0
	1172
	164
	8
	71
	30000
	17
	0
	544
	98220
	0
	0
0	129024

Implementation Status of State Funds for Hurricane Matthew										
Report format prepared by NCORR: March 3, 2020					Total Number of Beneficiaries by County					
DRA Session Law	DRA Session Law Subsection	STORM	Service Code	Program	Agency	Legislative Allocation	TOTAL EXPENDITURES THRU DECEMBER 2019	Beginning Balance January 1, 2020	ALEXANDER	ANSON
SL 2017-119	1.5	MATTHEW	MATCH	State Match for Federal Assistance Programs	OSBM	\$ 22,300,000	\$ 10,258,184	\$ 12,041,816.18		
SL 2017-119	1.3	MATTHEW	AG	AgWRAP - farm pond and dam repairs w/PEs	DACS	\$ 3,147,403	\$ 97,352	\$ 3,050,051.00		
SL 2017-119	1.3	MATTHEW	AG	Non-field farm road repairs	DACS	\$ 71,038	\$ 64,354	\$ 6,684.00		
SL 2017-119	1.3	MATTHEW	AG	Stream Debris Removal	DACS	\$ 14,916,250	\$ 5,419,218	\$ 9,497,031.95	4	
SL 2017-119	1.3	MATTHEW	AG	Drought Pasture Renovation	DACS	\$ 865,309	\$ 693,195	\$ 172,114.00		
SL 2017-119	1.1 (b)	MATTHEW	HPA	Construct Low-Income Multifamily Housing Units	LCOG	\$ 5,000,000	\$ 291,893	\$ 4,708,106.56		
SL 2017-119	1.4	MATTHEW	EDU	Stabilization Reserve to Offset Impact of Enrollment	NCCCS	\$ 2,700,000	\$ 2,699,830	\$ 170.27		
SL 2017-119	1.2	MATTHEW	LGI	Grants to Repair, Replace, and Build New	LEAF	\$ 30,000,000	\$ 16,184,160	\$ 13,815,840.44		
SL 2017-119	1.1 (a)	MATTHEW	HPA	Housing Needs	DPS	\$ 20,000,000	\$ 8,387,323	\$ 11,612,676.73		
Totals						\$ 76,700,000	\$ 33,837,325	\$ 42,862,674.95		0

*This represents the number of units to be constructed.

[illegible]

[illegible]

[illegible]

[illegible]

ROCKINGHAM	RUTHERFORD	SAMPSON	SCOTLAND	SWAIN	TYRELL	WAKE	WASHINGTON	WAYNE	WILKES	WILSON	YANCEY
2						291		238	6		
							1				
		20	7		22	5	6	13			
				1							10
								1			
					2122			1907			
							7	2159		0	10

Total Number of Beneficiaries
0
709
3
199
48
31
11
222834
0
223835

Implementation Status of State Funds for Hurricane Florence & Matthew										
Report format prepared by NCORR: March 3, 2020				Total Number of Beneficiaries by County						
DRA Session Law										
DRA Session Law	Subsection	STORM	Service Code	Program	Agency	Legislative Allocation	ALAMANCE	ALEXANDER	ALLEGANY	ANSON
				Replacement of Equipment and Supplies, Contractual Services, and Disaster-Related Additional Travel and Personnel Costs						
SL 2018-138	1.3 (9)	FLORENCE	LGI		AOC	\$ 1,000,000				
SL 2018-136	6.1 (23)	FLORENCE	AG	Agricultural Recovery for Farmers	DACS	\$ 50,000,000	28	1	4	119
SL 2018-138	1.3 (3)	FLORENCE	AG	Agricultural Disaster Program	DACS	\$ 240,000,000	66		33	85
SL 2018-136	6.1 (18)	FLORENCE	ENV	Coastal Beach and Dredging Needs Assessment	DEQ	\$ 2,000,000				
SL 2018-136	6.1 (19)	FLORENCE	ENV	Commercial Fishing Assistance	DEQ	\$ 1,600,000				
SL 2018-136	6.1 (20)	FLORENCE	ENV	Marine Debris Cleanup	DEQ	\$ 400,000				
SL 2018-138	1.3 (8)	FLORENCE	ENV	Coastal Storm Damage Mitigation	DEQ	\$ 18,500,000				
SL 2018-138	1.3 (5)	FLORENCE	ENV	Commercial Fishing Assistance	DEQ	\$ 10,000,000				
SL 2018-138	1.3 (6)	FLORENCE	ENV	Emergency Watershed Protection Program Match	DEQ	\$ 250,000				
SL 2018-5	5.6 (b)(2)a	MATTHEW	RISK	Landslide Mapping	DEQ	\$ 3,600,000			10888	
SL 2018-136	6.1 (17)	FLORENCE	HHS	Emergency Prescription Assistance Program (EPAP)	DHHS	\$ 1,000,000				
SL 2018-136	6.1 (16)	FLORENCE	HHS	Disaster Supplemental Nutrition Assistance	DHHS	\$ 3,500,000				9769
SL 2018-136	6.1 (26)	FLORENCE	LGI	Volunteer Fire Departments Infrastructure Repairs	DOI	\$ 930,477				
SL 2018-134	4.1 (1)	FLORENCE	EDU	School Nutrition Employee Compensation	DPI	\$ 6,500,000				
SL 2018-136	6.1 (6)	FLORENCE	EDU	Capital Recovery Funds - Public School Facilities	DPI	\$ 60,000,000				
SL 2018-138	1.3 (1)	FLORENCE	EDU	Capital Recovery Funds - Public School Facilities	DPI	\$ 23,500,000				
SL 2018-138	1.3 (2)	FLORENCE	EDU	Public School Food, Food Nutrition Equipment, and	DPI	\$ 1,500,000				
SL 2018-136	6.1 (24)	FLORENCE	HPA	Disaster Housing Recovery Support	DPS	\$ 23,000,000				
SL 2018-136	6.1 (25)	FLORENCE	GRANTS	Local Government Assistance	DPS	\$ 8,000,000				
SL 2018-136	6.1 (27)	FLORENCE	ADM	Office of Recovery and Resiliency	DPS	\$ 2,000,000				
SL 2018-136	6.1 (29)	FLORENCE	GRANTS	Volunteer Organizations Assisting with Disasters	DPS	\$ 2,000,000				
SL 2018-138	1.5(1)	FLORENCE	RISK	Local Government Assistance (loans) (Net of repayments)	DPS	\$ 20,000,000				
SL 2018-5	5.6 (b)(5)	MATTHEW	HPA	Housing Needs	DPS	\$ 7,570,776				
SL 2018-5	5.6 (b)(2)d	MATTHEW	RISK	NC Search and Rescue Program	DPS	\$ 2,300,000				
SL 2018-5		MATTHEW		MATTHEW - SARF	DPS	\$ 17,424,000.00				
SL 2018-136	6.1 (28)	FLORENCE	HPA	Housing Assistance	HFA	\$ 10,000,000				
SL 2018-136	6.1 (21)	FLORENCE	GRANTS	Local Government Infrastructure Fund (Golden LEAF)	LEAF	\$ 20,000,000				
SL 2018-136	6.1 (22)	FLORENCE	GRANTS	Small Business Recovery Loans (Golden LEAF)	LEAF	\$ 5,000,000				
SL 2018-138	1.3 (4)	FLORENCE	ECO	Small Business Recovery Loans (Golden LEAF)	LEAF	\$ 5,000,000				
SL 2018-5	5.6 (b)(3)	MATTHEW	LGI	Grants to Repair, Replace, and Build New Infrastructure	LEAF	\$ 10,000,000				

SL 2018-136	6.1 (8)	FLORENCE	EDU	Capital Recovery Funds	NCCCS	\$	3,500,000				
SL 2018-136	6.1 (9)	FLORENCE	EDU	Budget Stabilization Funds	NCCCS	\$	8,500,000				
SL 2018-136	5.3.(f), 6.1 (10)	FLORENCE	EDU	Emergency Grants for Affected Postsecondary Stud	NCCCS	\$	5,000,000				
SL 2018-5	5.6 (b)(1)	MATTHEW	MATCH	State Match for Federal Assistance Programs	OSBM	\$	14,500,000				
SL 2018-5	5.6 (b)(4)	MATTHEW	GRANTS	Town of Princeville and Fair Bluff Grants-In-Aid	OSBM	\$	700,000				
SL 2018-136	6.1 (7)	FLORENCE	EDU	Capital Recovery Funds	UNC	\$	30,000,000				
SL 2018-136	6.1 (11)	FLORENCE	EDU	Emergency Grants for Affected Postsecondary Stud	UNC	\$	2,000,000				
SL 2018-136	6.1 (12)	FLORENCE	EDU	Emergency Grants for Affected Postsecondary Stud	UNC	\$	1,000,000	1			
SL 2018-138	1.3 (7)	FLORENCE	ENV	Derelict and Abandoned Vessels Study	WRC	\$	50,000				
Totals						\$	327,225,253	95			

[illegible]

[illegible]

[illegible]

[illegible]

[illegible]

[illegible]

[illegible]

[illegible]

[illegible]

[illegible]

[illegible][illegible]

NEW HANOVER	NORTHAMPTON	ONSLow	ORANGE	PAMLICO	PASQUOTANK	PENDER	PERQUIMANS	PERSON	PITT
7	0	84	13.5	56	2	133	0	47	35
2		90	51	38		75		88	214
						1			
70		137		57	23	53	28		10
49747		38306	1585	3066		24094			16279
				2					
		80							80
552		4007		1611		8016			
					104				

[illegible]

[illegible]

[illegible]

[illegible]

[illegible]

[illegible]

		1						12
58								58
		37		13				5216
								0
								0
								2
	37							1887
		88		28				473
								0
				3643	104	18479		2118527

Implementation Status of State Funds for Hurricane Florence & Matthew, Michael & Dorian										
Report format prepared by NCORR: March 3, 2020				Total Number of Beneficiaries by County						
DRA Session Law Subsection										
DRA Session Law Subsection	STORM	Service Code	Program	Agency	Legislative Allocation	ALAMANCE	ALEXANDER	ALLEGANY	ANSON	
SL 2019-224	2.1 (9)	Florence	AG	Purchase of Bulldozers & Tractor Plows	DACS	\$ 1,000,000				
SL 2019-224	2.1 (9)	Florence	AG	Stream Debris Removal	DACS	\$ 1,000,000				
SL 2019-250	1.2 (5)		AG	Stream Debris Removal	DACS	\$ 5,000,000				
SL 2019-224	2.1 (3)	Florence	ENV	Ferrymon program	DEQ	\$ 175,000				
SL 2019-224	2.1 (3)	Florence	ENV	Surry County Directed grants	DEQ	\$ 3,000,000				
SL 2019-224	2.1 (3)	Florence	ENV	up	DEQ	\$ 8,000,000				
SL 2019-224	2.1 (3)	Florence	ENV	Coastal Storm Mitigation Fund	DEQ	\$ 11,500,000				
SL 2019-250	1.1 (3)		ENV	Clean Water State Revolving Fund	DEQ	\$ 17,600,000				
SL 2019-250	1.2 (9)		ENV	Disaster Recovery for Coastal Reserves	DEQ	\$ 50,000				
SL 2019-224	2.1 (6)	Florence	ENV	Support Aquarium at Fort Fisher	DNCR	\$ 5,000,000				
SL 2019-250	1.2 (7)	Dorian	EDU	Repairs for Ocracoke School due to Hurricane	DPI	\$ 1,700,000				
SL 2019-224	2.1 (4)	Florence	HPA	NCORR Buyouts & SARF	DPS	\$ 13,000,000				
SL 2019-224	2.1 (4)	Florence	GRANTS	NCORR LOANS & GRANTS	DPS	\$ 9,000,000				
SL 2019-224	2.1 (7)	Florence	RISK	NCEM-VOAD Disaster Recovery	DPS	\$ 1,000,000				
SL 2019-224	2.1 (7)	Florence	RISK	NC Search and Rescue Program	DPS	\$ 1,000,000				
SL 2019-224	2.1 (7)	Florence	RISK	NCEM-River Guages	DPS	\$ 2,000,000				
SL 2019-224	2.1 (7)	Florence	RISK	NCEM-Flood Insurance Pilot	DPS	\$ 2,000,000				
SL 2019-250	1.1 (1)		MATCH	State Match and Other Support for Disaster R	DPS	\$ 70,812,336				
SL 2019-250	1.2 (2) a		RISK	Flood Mitigation Studies	DPS	\$ 5,000,000				
SL 2019-250	1.2 (3) a		RISK	Local Government Assistance Loans	DPS	\$ 10,000,000				
SL 2019-250	1.2 (2)		RISK	Water Level and Breach Monitoring Systems	DPS	\$ 4,800,000				
SL 2019-250	1.2 (3) b	Dorian	GRANTS	NCORR-Grants to Local Governments	DPS	\$ 5,000,000				
SL 2019-250	1.2 (6)	Dorian	EDU	Repairs to Buildings due to Hurricane Dorian	ECSU	\$ 5,200,000				
SL 2019-224	2.1 (5)	Florence	GRANTS	Grants to Repair, Replace, and Build New	LEAF	\$ 4,500,000				
SL 2019-250	1.2 (4)		GRANTS	Grants to Repair, Replace, and Build New Infra	LEAF	\$ 15,000,000				
SL 2019-224	2.1 (1)	Florence	EDU	Hurricane Florence Disaster Assistance for	NCCCS	\$ 6,400,000				1
SL 2019-224	2.1 (2)	Florence	GRANTS	OSBM GRANTS-Town of Morehead City	OSBM	\$ 68,000				
SL 2019-224	2.1 (2)	Florence	GRANTS	OSBM GRANTS Town of Bladenboro	OSBM	\$ 200,000				
SL 2019-224	2.1 (2)	Florence	GRANTS	OSBM GRANTS-Bladen County	OSBM	\$ 300,000				
SL 2019-224	2.1 (2)	Florence	GRANTS	OSBM GRANTS- Jones County	OSBM	\$ 500,000				
SL 2019-224	2.1 (2)	Florence	GRANTS	OSBM GRANTS- Pender County	OSBM	\$ 500,000				
SL 2019-224	2.1 (2)	Florence	GRANTS	OSBM GRANTS- City of Greensboro	OSBM	\$ 1,000,000				
SL 2019-224	2.1 (2)	Florence	GRANTS	OSBM GRANTS- Town of Elm City	OSBM	\$ 1,000,000				
SL 2019-224	2.1 (2)	Florence	GRANTS	OSBM GRANTS- Carteret County	OSBM	\$ 3,300,000				

[illegible]

[illegible]

[illegible]

[illegible]

[illegible]

[illegible]

[illegible]

[illegible]

[illegible]

[illegible]

[illegible]

[illegible]

[illegible]

[illegible]

[illegible]

[illegible]

[illegible]

WILKES	WILSON	YADKIN	YANCEY	Statewide	Total Number of Beneficiaries
					101028
					3
	2				81
					1
					4
					42
					5
					1
				1	1
					1
					0
					0
					0
					0
					0
					0
					0
					0
					0
					0
					0
					0
					0
					0
					2166
					40391
					87931
	1				19
					9688
					1635
					29606
					9173
					60203
					24000
	1200				1200
					68541

					63382
					4045
					714
					1246
					0
					0
					0
					0
					0
					0
					0
					0
					0
					0
					1
					663743
358		57	17	755	30023
					1198874