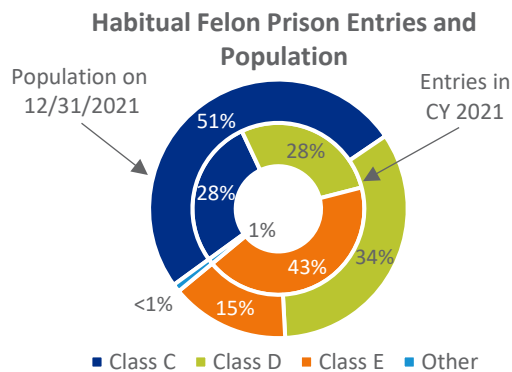


CALENDAR YEAR 2021

- ⇒ The Justice Reinvestment Act, enacted in 2011, made significant changes to North Carolina's criminal justice system from sentencing to corrections.
- ⇒ The COVID-19 pandemic, which began in March 2020, continued to affect the volume of convictions and the prison and jail populations in CY 2021.

Sentencing Practices

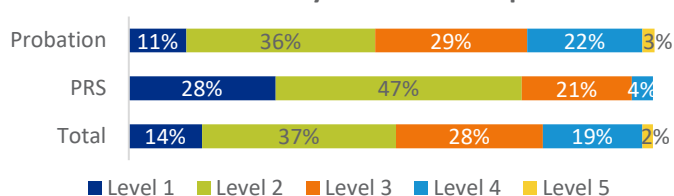
- There were 101 felony habitual breaking and entering and 164 Advanced Supervised Release prison entries.
- There were 906 habitual felon prison entries; most were sentenced in Class E (43%).



Community Supervision

- Of the 76,897 offenders under community supervision on December 31, most were assessed as either moderate risk or moderate need (34% and 38% respectively).
- More post-release supervisees were supervised in Level 1 (most restrictive level) compared to probationers.

Assessed Community Corrections Population

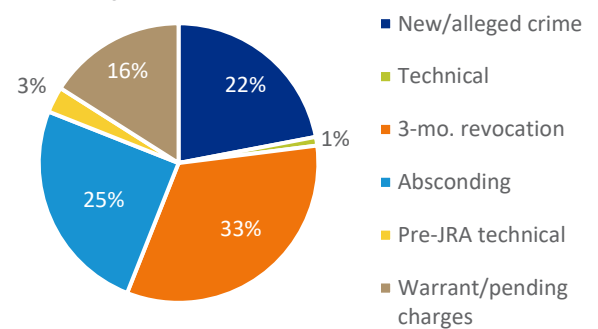


- 1,365 quick dips were ordered; felons received more (63%) quick dips than misdemeanants (37%).
- Of the 2,194 CRV dispositions, most (37%) were for offenders in Supervision Level 2.

Incarceration and Reentry

- Most of those entering PRS (69%) were in Classes F-I.
- The largest proportion of Class B1-E and Class F-I offenders exiting PRS were in Supervision Level 2 (both at 44%).
- PRS revocation rates were highest in Supervision Level 1 (21% for Class B1-E and 17% for Class F-I), with a decreasing rate for Supervision Levels 2, 3, and 4.

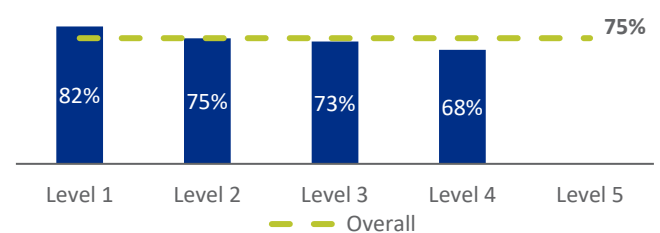
Felony Entries to Prison for PRS Violations



Outcomes (1-Year Follow-Up from CY 2020)

- Probationers in Supervision Level 1 had the highest rate of subsequent violations after a quick dip (82%), with a decreasing rate of subsequent violations for Supervision Levels 2, 3, and 4.

Violations Following a Quick Dip Confinement



- Almost half (42%) of the 1,817 CRV dispositions in CY 2020 had a subsequent violation within one year.

Outcomes Following CRV Dispositions

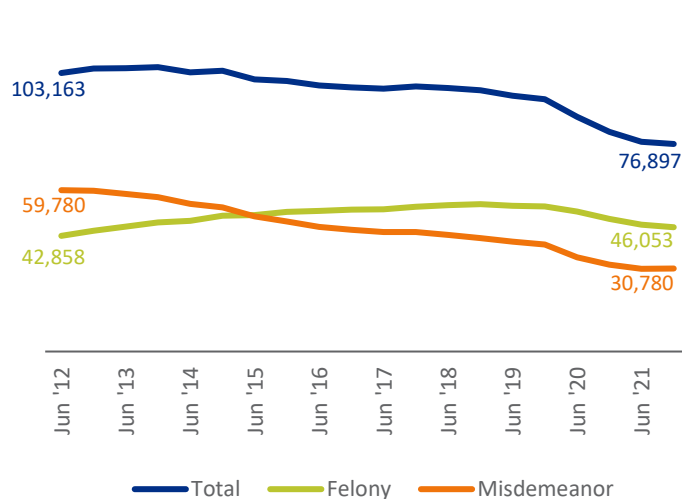
1-Year Outcome	Felons	Misd.	Total
On Supervision	47%	32%	44%
CRV & Terminate	27%	35%	29%
Terminal CRV	20%	28%	21%
Revocation	7%	5%	6%

QUICK FACTS: JUSTICE REINVESTMENT

CALENDAR YEARS 2012-2021

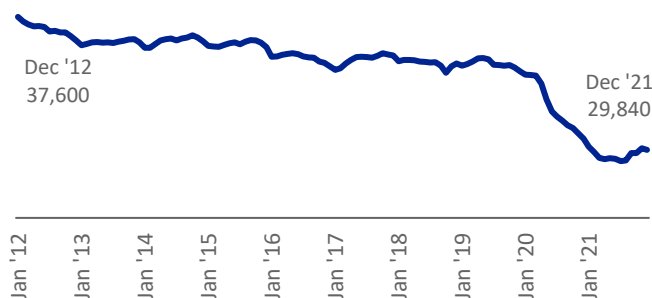
The overall community corrections population has declined 25% since June 2012. Much of this decline was attributable to declines in the misdemeanor population; however, the population declined 11% over the past year due to the ongoing effects of the pandemic. Excluding 2020 and 2021, the felony community corrections population has generally increased since 2012 as a result of the expansion of PRS.

Community Corrections Population
2012-2021



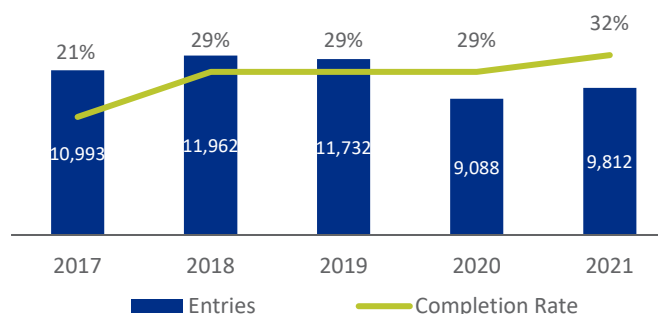
The average prison population declined from 37,600 in December 2012 to 29,840 in December 2021, a decrease of 23%. Prior to the onset of the pandemic, the population had stabilized at 2005 levels.

Average Monthly Prison Population
2012-2021



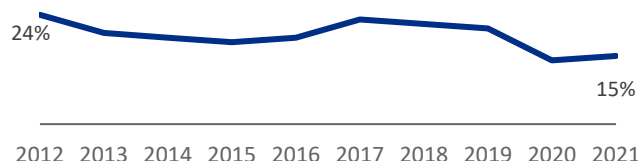
TECS completion rates remained the same during 2018-2020 (29%), with a slight increase to 32% in 2021. Overall, about two-thirds of offenders are not completing their TECS programs. In 2021, completion rates were highest for participants in Supervision Level 4 (42%).

TECS Entries and Completion Rates



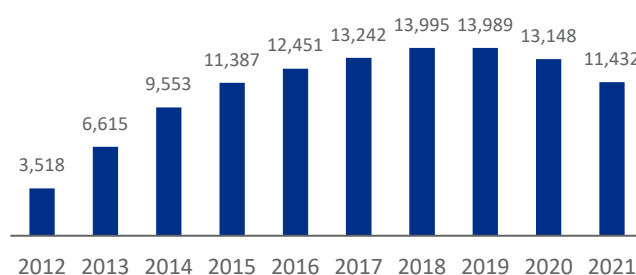
The overall probation revocation rate has decreased substantially since 2012. In 2021, revocation rates were highest for probationers in Supervision Level 1.

Probation Revocation Rates



The PRS population has increased since 2012 due to the addition of PRS for Class F-I felons exiting prison.

PRS Population



Note: Overall prison entries for CY 2018 - CY 2021 are affected by the number of inmates in county jails waiting for transfer to the state prison system. On December 31, 2021, there were 425 inmates backlogged in county jails.

SOURCE: NC Sentencing and Policy Advisory Commission, 2012-2021 Justice Reinvestment Act Implementation Evaluation Report Data

NC Sentencing and Policy Advisory Commission
PO Box 2448 | Raleigh, NC 27602
(919) 890-1470

The Honorable Charlie Brown, Chairman
Michelle Hall, Executive Director

For the NC Sentencing and Policy Advisory Commission's *Justice Reinvestment Act Implementation Evaluation Report 2022* and all other publications, see the Commission's website: www.NCSPAC.org.