



North Carolina Department of Public Safety

Office of Recovery and Resiliency

Roy Cooper, Governor
Casandra Skinner Hoekstra, Interim Secretary

Laura H. Hogshead, Director

MEMORANDUM

TO: State Budget Director
House Appropriations Committee
Senate Appropriations Committee
Fiscal Research Division

FROM: Casandra Skinner Hoekstra, Interim Secretary *Casandra Skinner Hoekstra*
Laura H. Hogshead, Director *LHH*

RE: State Funding Update for North Carolina's Hurricane Recovery (Q1 2021)

DATE: October 1, 2021

Pursuant to Session Law 2019-250, Section 3.5(c), the Office of Recovery and Resiliency shall provide separate quarterly reports to the Director of the Budget, the standing Appropriations Committees of the Senate and the House of Representatives, and the Fiscal Research Division on the use of disaster recovery and assistance funds expended from the Hurricane Florence Recovery Fund, the State Emergency Response and Disaster Relief Fund for Hurricane Matthew, and funds appropriated for disaster relief for Hurricane Dorian.

Please find attached the quarterly report for the January – March 2021 period.

Mailing Address:
Post Office Box 110465
Durham, NC 27709



NORTH CAROLINA OFFICE OF RECOVERY AND RESILIENCY

Telephone: 984.833.5350
www.ncdps.gov
www.rebuild.nc.gov

Quarterly Report: State Funding Update for North Carolina's Hurricane Recovery

January – March 2021

Submitted by: North Carolina Office of Recovery and Resiliency



Contents

Executive Summary	3
State Funding Summary Tables	9
Department of Public Safety	11
Department of Agriculture and Consumer Services.....	47
Department of Commerce	68
Department of Environmental Quality	70
Department of Health and Human Services.....	109
Department of Insurance	112
Department of Public Instruction	113
Elizabeth City State University.....	116
Fayetteville State University.....	118
Golden Leaf Foundation	120
Lumber River Council of Governments	123
North Carolina Community College System	125
Department of Natural and Cultural Resources	131
North Carolina Housing Finance Agency	134
Office of State Budget and Management.....	136
North Carolina State Education Assistance Authority	151
UNC Pembroke	153
UNC Wilmington.....	156
North Carolina Wildlife Resources Commission	158
Appendices	160

This space intentionally left blank.

Executive Summary

On October 29, 2018, SL 2018-136 created the North Carolina Office of Recovery and Resiliency (NCORR) and charged the Office with providing quarterly and annual reports on the state's recovery progress. This quarterly report outlines state-funded recovery activities from January 1, 2021 through March 31, 2021. The report is organized into three sections, which include:

1. **Executive Summary.** A brief overview of current recovery needs and activities.
2. **Summary of State Funding for Disaster Relief.** Summary reports of state-funded programs, by state agencies and departments, and the progress made to support the state's recovery from recent events.
3. **Appendix.** A detailed expenditure report (Excel spreadsheet) summarizing the status of funds for each state-appropriated program, by agency.

Access to state funds for long-term recovery is critical for the ability of state and local responding entities to meet not only the immediate recovery needs of hurricane survivors, but also make it possible for individuals and communities to participate in federal programs. These funded programs are also demonstrating enhanced abilities for state and local partners to respond to immediate needs.

For example, in this reporting period, the **Lumber River Council of Governments (LRCOG)** is finalizing the construction phase of **Low-Income Multifamily Housing Units in the Town of Fair Bluff**. SL 2017-119, Section 1.1 (b) appropriated \$5 million to the LRCOG for this purpose, and



in coordination with the Housing Finance Agency (HFA), to create a 30- to 35-unit multifamily affordable housing complex in the town limits of Fair Bluff. When filling the units, priority was given to low-income residents of Fair Bluff that were affected by the flooding and damage caused by Hurricane Matthew. At the time of this report, all units have been rented and tenants have moved into the property and

therefore, the project is moving from the construction phase to the management phase. The remaining funds have been used to secure a management company that will manage and maintain the property.

Also, during this reporting period, the **Department of Natural and Cultural Resources** used \$415,000 of the \$5 million appropriated in SL 2019-224 in **Supplemental Funds for Aquarium at Fort Fisher** for three projects. The aquarium needs lifecycle replacement and upgrade projects to the HVAC system, the automatic transfer switch which is causing the generator to remain active when power is restored which could be a life-safety issue, and 3500 square feet of roof repaired. The remaining balance of this funding will go towards a larger renovation and expansion but some high priority, smaller projects for the existing building could not wait until the project is approved.

In addition to communities continuing their long-term recovery from four federally declared disasters in recent years, 2020-2021 also brought unprecedented changes as the world responded to the COVID-19 pandemic. The importance of state funds to support the activities outlined in this report have proven again how crucial this support is to the state's recovery and resiliency.

Figure 1. Hurricane Matthew Declared Counties

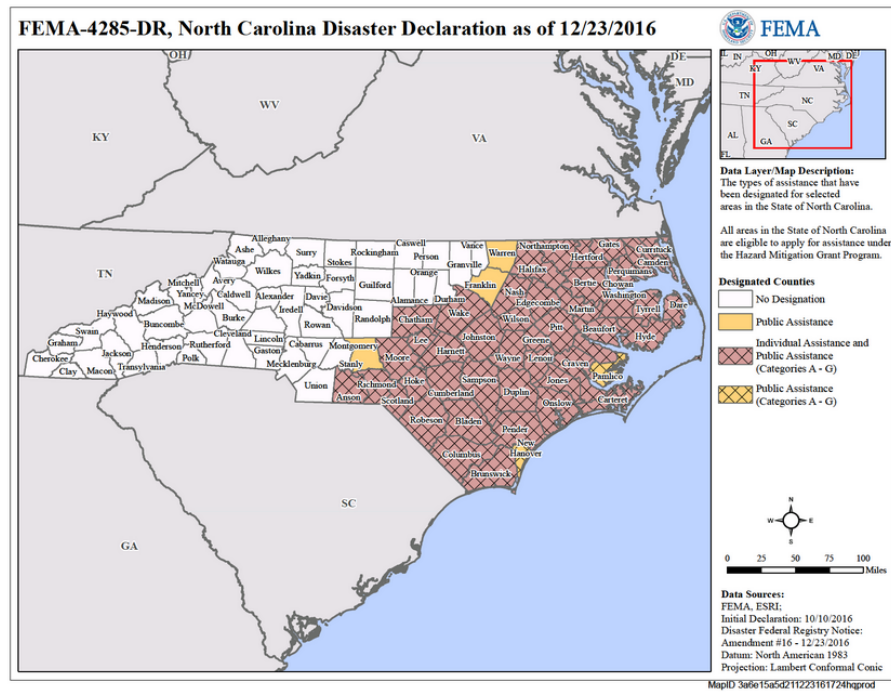


Figure 2. Hurricane Florence Declared Counties

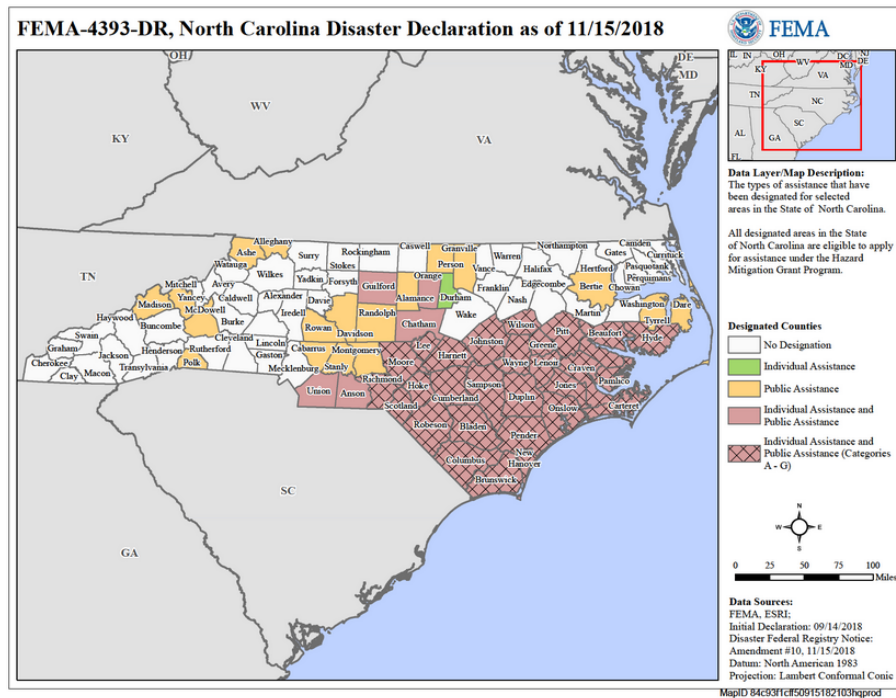


Figure 3. Tropical Storm Michael Declared Counties

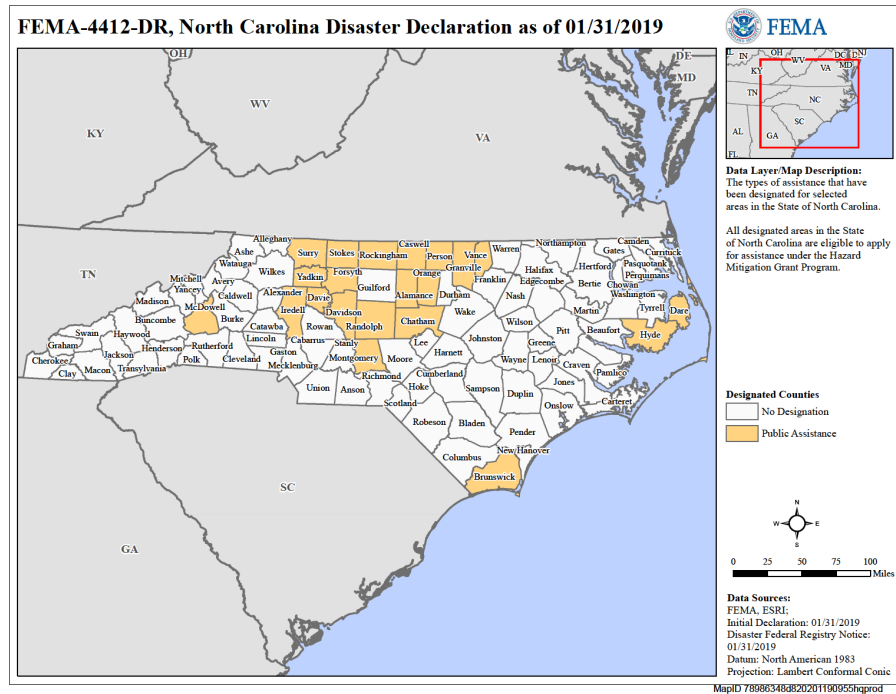
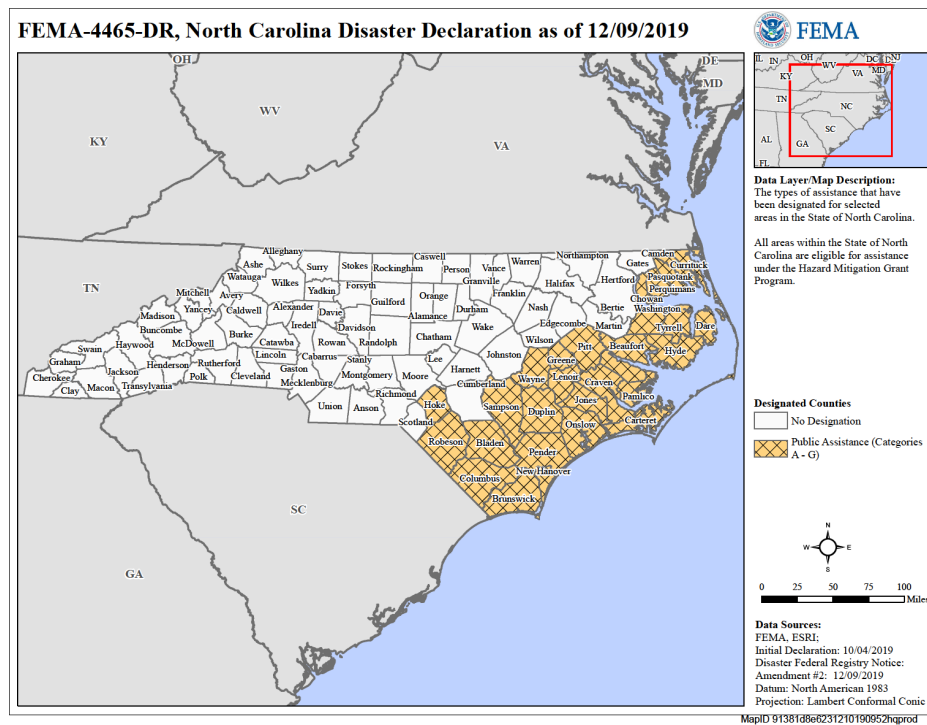


Figure 4. Hurricane Dorian Declared Counties



Hurricane Matthew (DR 4285) – As of this reporting period, \$128,032,910 in Individual Assistance was provided for housing and other needs assistance. The Public Assistance program for Matthew has obligated \$384,223,917 towards repairing public facilities and infrastructure in declared communities. HMGP is helping 783 property owners become more resilient against future disasters and has reimbursed \$25 million to local governments thus far. The CDBG-DR program has disbursed \$112 million, including activities such as housing repairs, housing reconstructions, buyouts, small rental repairs, multi-family housing construction, and public infrastructure repairs.

Hurricane Florence (DR 4393) - At the end of this reporting period, NCEM moved the last 12 households out of the Direct Housing Program and the program has been closed. In total, 139,814 North Carolinians received Individual Assistance, with over \$153,854,154 in funds disbursed for housing and other needs assistance. Public Assistance has worked with local partners to develop 2,595 projects totaling \$1 billion. For Florence, the FEMA Hazard Mitigation Grant Program (HMGP) is the process of approving projects in 57 counties for 440 acquisitions, 370 elevations and 25 other projects, including generators. North Carolina was approved for an “expedited” Hazard Mitigation Program for Florence, which is currently being implemented. Through this expedited program, NCEM is acquiring 172 properties. After receiving signed grant agreements in August of 2020, NCORR continued to launch a \$542 million CDBG-DR recovery program funded by US Department of Housing and Urban Development. NCORR opened application intake for the Homeowner Recovery Program on June 15, 2020 and there have been 3,727 new applications.

Tropical Storm Michael (DR 4412) – The state is coordinating a more limited recovery program for Tropical Storm Michael, primarily focused on providing Public Assistance for infrastructure repair in declared communities. As of the end of the reporting period, 217 Public Assistance projects have been proposed for a total of \$31,364,456. The state continues to seek additional public assistance awards for this storm.

Hurricane Dorian (DR 4465) – Making landfall on September 1, 2019, this storm resulted in significant damage to public buildings, infrastructure, businesses, and housing in a limited number of communities. In response, the state executed a state-funded Individual Assistance program in addition to the federally declared Public Assistance Program. \$970,664 has been expended in state Individual Assistance funds to assist local communities with 81 displaced households. The Public Assistance program has 480 obligated projects for an estimated cost of \$98 million.

These programs, in addition to those led by the state partners contributing to this report, are helping to support the unmet needs of North Carolinians and local communities across the state.

State Funding Summary Tables

Tables below represent expenses and obligations of state appropriations from SL 2016-124, SL 2017-119, SL 2017-57, SL 2018-5, SL 2018-134, SL 2018-136, SL 2018-138, SL 2019-224 and SL 2019-250. Amounts reported are as of March 31, 2021.

Table 1. State Appropriations Awarded by Agency for Hurricanes Matthew, Florence, Michael and Dorian

Agency	Allocation or	Total Spent to Date	Obligations	Remaining Balance	% Remaining Balance
Administrative Office of the Courts	\$ 1,000,000.00	\$ -	\$ -	\$ 1,000,000.00	100%
Department of Agricultural Services	\$ 361,150,000.00	\$ 296,250,508.01	\$ 32,425,884.12	\$ 32,473,607.87	9%
Department of Commerce	\$ 10,005,230.00	\$ 6,596,546.64	\$ 3,408,638.36	\$ 45.00	0%
Department of Environmental Quality	\$ 86,675,000.00	\$ 43,190,159.20	\$ 1,805,671.32	\$ 41,679,169.48	48%
Department of Health and Human Services	\$ 12,000,000.00	\$ 9,750,775.10	\$ -	\$ 2,249,224.90	19%
Department of Insurance	\$ 1,000,000.00	\$ 326,387.12	\$ -	\$ 673,612.88	67%
Department of Natural and Cultural Resources	\$ 5,000,000.00	\$ 62,434.42	\$ -	\$ 4,937,565.58	99%
Department of Public Instruction	\$ 93,200,000.00	\$ 91,129,113.00	\$ -	\$ 2,070,887.00	2%
Department of Public Safety	\$ 350,724,336.00	\$ 234,465,796.00	\$ 15,029,848.96	\$ 101,228,691.04	29%
Elizaeth City State University	\$ 5,200,000.00	\$ 295,843.32	\$ -	\$ 4,904,156.68	94%
Golden Leaf	\$ 114,500,000.00	\$ 67,121,370.82	\$ 42,439,935.43	\$ 4,938,693.75	4%
Housing Finance Agency	\$ 30,000,000.00	\$ 17,514,271.40	\$ 5,169,728.60	\$ 7,316,000.00	24%
Lumberton Council of Governments	\$ 5,000,000.00	\$ 4,435,828.88	\$ 564,171.12	\$ -	0%
NC Community Colleges	\$ 26,100,000.00	\$ 23,421,828.48	\$ 1,938,637.15	\$ 739,534.37	3%
Office of State Budget and Management	\$ 181,589,628.00	\$ 103,764,101.56	\$ 71,366,449.64	\$ 6,459,076.80	4%
University of North Carolina	\$ 43,160,000.00	\$ 33,578,460.86	\$ 1,313,203.27	\$ 8,268,335.87	19%
Wildlife Resource Commission	\$ 1,550,000.00	\$ -	\$ -	\$ 1,550,000.00	100%
Totals	\$ 1,327,854,194.00	\$ 931,903,424.81	\$ 175,462,167.97	\$ 220,488,601.22	17%

Table 2. State Appropriations Awarded by Program for Hurricanes Matthew, Florence, Michael, Dorian, Multiple & Non-Disaster

PROGRAM	Allocation or Appropriation	Total Spent to Date	Obligations	Remaining Balance	% Remaining Balance
Administration	\$ 2,000,000.00	\$ 314,922.73	\$ 1,685,077.00	\$ 0.27	0%
Agricultural	\$ 361,150,000.00	\$ 296,250,508.01	\$ 32,425,884.12	\$ 32,473,607.87	9%
Economic Development	\$ 10,005,230.00	\$ 5,916,260.52	\$ -	\$ 4,088,969.48	41%
Education	\$ 167,660,000.00	\$ 148,425,245.66	\$ 3,251,840.42	\$ 15,982,913.92	10%
Environmental	\$ 93,225,000.00	\$ 43,252,593.62	\$ 1,805,671.32	\$ 48,166,735.06	52%
GRANTS	\$ 98,888,000.00	\$ 45,844,955.03	\$ 49,441,335.19	\$ 3,601,709.78	4%
Health and Human Services	\$ 12,000,000.00	\$ 9,750,775.10	\$ -	\$ 2,249,224.90	19%
Housing Programs & Assistance	\$ 147,626,776.00	\$ 88,956,190.32	\$ 13,451,689.48	\$ 75,218,896.20	51%
Local Government Infrastructure	\$ 72,000,000.00	\$ 28,741,662.74	\$ 11,446,812.99	\$ 1,811,524.27	3%
MATCH	\$ 312,013,964.00	\$ 228,695,093.80	\$ 49,774,528.38	\$ 33,544,341.82	11%
Risk Management	\$ 51,285,224.00	\$ 35,755,217.28	\$ 12,179,329.07	\$ 3,350,677.65	7%
Totals	\$ 1,327,854,194.00	\$ 931,903,424.81	\$ 175,462,167.97	\$ 220,488,601.22	17%

Table 3. State Appropriations Awarded by Agency for Hurricane Matthew Only

Agency	Allocation or Appropriation	Total Spent to Date	Obligations	Remaining Balance	% Remaining Balance
Department of Agricultural Services	\$ 60,450,000.00	\$ 44,819,597.67	\$ 11,586,332.24	\$ 4,044,070.09	7%
Department of Commerce	\$ 10,005,230.00	\$ 6,596,546.64	\$ 3,408,638.36	\$ 45.00	0%
Department of Environmental Quality	\$ 13,600,000.00	\$ 9,152,537.28	\$ 1,101,331.40	\$ 3,346,131.32	25%
Department of Insurance	\$ 69,523.00	\$ 69,523.00	\$ -	\$ -	0%
Department of Public Safety	\$ 78,926,776.00	\$ 45,843,437.16	\$ -	\$ 33,083,338.84	42%
Golden Leaf	\$ 65,000,000.00	\$ 48,227,090.30	\$ 15,755,964.39	\$ 1,016,945.31	2%
Housing Finance Agency	\$ 20,000,000.00	\$ 14,830,271.40	\$ 5,169,728.60	\$ -	0%
Lumberton Council of Governments	\$ 5,000,000.00	\$ 4,435,828.88	\$ 564,171.12	\$ -	0%
NC Community Colleges	\$ 2,700,000.00	\$ 2,699,829.73	\$ -	\$ 170.27	0%
Office of State Budget and Management	\$ 124,925,383.00	\$ 88,141,306.83	\$ 36,784,076.17	\$ -	0%
Totals	\$ 380,676,912.00	\$ 264,815,968.89	\$ 74,370,242.28	\$ 41,490,700.83	11%

Agency	Allocation or Appropriation	Total Spent to Date	Obligations	Remaining Balance	% Remaining Balance
Administrative Office of the Courts	\$ 1,000,000.00	\$ -		\$ 1,000,000.00	100%
Department of Agricultural Services	\$ 300,700,000.00	\$ 250,040,950.47	\$ 20,839,551.88	\$ 29,819,497.65	10%
Department of Environmental Quality	\$ 55,425,000.00	\$ 31,290,655.73	\$ 686,839.92	\$ 23,447,504.35	42%
Department of Health and Human Services	\$ 12,000,000.00	\$ 2,250,775.10		\$ 9,749,224.90	81%
Department of Insurance	\$ 930,477.00	\$ 256,864.12	\$ -	\$ 673,612.88	72%
Department of Natural and Cultural Resources	\$ 5,000,000.00	\$ 13,357.00		\$ 4,986,643.00	100%
Department of Public Instruction	\$ 91,500,000.00	\$ 89,429,113.00		\$ 2,070,887.00	2%
Department of Public Safety	\$ 246,997,560.00	\$ 174,872,682.99	\$ 4,852,637.32	\$ 67,272,239.69	27%
Golden Leaf	\$ 49,500,000.00	\$ 16,887,084.77	\$ 26,683,971.04	\$ 5,928,944.19	12%
Housing Finance Agency	\$ 10,000,000.00	\$ -		\$ 10,000,000.00	100%
NC Community Colleges	\$ 23,400,000.00	\$ 20,014,095.12	\$ 1,938,637.15	\$ 1,447,267.73	6%
Office of State Budget and Management	\$ 27,888,000.00	\$ 6,649,403.97	\$ 19,848,171.26	\$ 1,390,424.77	5%
University of North Carolina	\$ 43,160,000.00	\$ 33,066,810.83	\$ 1,313,203.27	\$ 8,779,985.90	20%
Wildlife Resource Commission	\$ 1,050,000.00	\$ -		\$ 1,050,000.00	100%
Totals	\$ 868,551,037.00	\$ 624,771,793.10	\$ 76,163,011.84	\$ 167,616,232.06	19%

Table 5. State Appropriations Awarded by Agency for Tropical Storm Michael Only

Agency	Allocation or Appropriation	Total Spent to Date	Obligations	Remaining Balance	% Remaining Balance
Office of State Budget and Management	\$ 4,176,245.00	\$ 530,650.38	\$ 3,576,942.59	\$ 68,652.03	2%
Totals	\$ 4,176,245.00	\$ 530,650.38	\$ 3,576,942.59	\$ 68,652.03	2%

Table 6. State Appropriations Awarded by Agency for Hurricane Dorian Only

Agency	Allocation or Appropriation	Total Spent to Date	Obligations	Remaining Balance	% Remaining Balance
Department of Public Instruction	\$ 1,700,000.00	\$ 1,700,000.00	\$ -	\$ -	0%
Department of Public Safety	\$ 5,000,000.00	\$ 4,714,000.00		\$ 286,000.00	46%
Elizaeth City State University	\$ 5,200,000.00	\$ 295,843.32		\$ 4,904,156.68	100%
Office of State Budget and Management	\$ 19,600,000.00	\$ 8,442,740.38	\$ 11,157,259.62	\$ -	0%
Totals	\$ 31,500,000.00	\$ 15,152,583.70	\$ 11,157,259.62	\$ 5,190,156.68	16%

Table 7. State Appropriations Awarded by Agency for Multiple Storms

Agency	Allocation or Appropriation	Total Spent to Date	Obligations	Remaining Balance	% Remaining Balance
Department of Environmental Quality	\$ 17,650,000.00	\$ 31,603.89	\$ 17,500.00	\$ 17,600,896.11	100%
Department of Public Safety	\$ 10,000,000.00	\$ 5,215,794.68	\$ 3,918,933.00	\$ 865,272.32	9%
Office of State Budget and Management	\$ 5,000,000.00	\$ -	\$ -	\$ 5,000,000.00	100%
Totals	\$ 32,650,000.00	\$ 5,247,398.57	\$ 3,936,433.00	\$ 23,466,168.43	72%

Table 8. State Appropriations Awarded by Agency for Non-Disasters

Agency	Allocation or Appropriation	Total Spent to Date	Obligations	Remaining Balance	% Remaining Balance
Department of Public Safety	\$ 9,800,000.00	\$ 3,541,720.96	\$ 6,258,278.64	\$ 0.40	0%
Wildlife Resource Commission	\$ 500,000.00	\$ -		\$ 500,000.00	100%
Totals	\$ 10,300,000.00	\$ 3,541,720.96	\$ 6,258,278.64	\$ 500,000.40	5%

Department of Public Safety

Federal Programs

1. Individual Assistance

The mission of FEMA's Individual Assistance Program is to provide rapid help to individual disaster survivors with uninsured costs during a disaster response and immediate recovery. Individual Assistance can include providing temporary housing, lodging expenses, basic household expenses, and home repairs. In some cases, if the threshold for a federal IA disaster declaration is not met or there is an additional need for assistance, a state-funded Individual Assistance Program will provide and/or supplement federal assistance. State-funded Individual Assistance was administered by NC Emergency Management for several recent disasters.

Responsible Department and Agency

Department of Public Safety, NC Division of Emergency Management

Summary of Activities (January – March 2021)

Hurricane Florence: The FEMA Direct Housing Program ended last summer and had 12 families remaining with permanent housing needs. Individual Assistance developed a temporary housing program for these families until permanent housing can be finalized. Coordinating with the Office of Budget Management long term recovery team has enabled nine (9) families to either move to modular or mobile housing. The remaining two moved to their new homes by February 2021. The Disaster Case Management grant ended December 14 signified recovery efforts for 6,657 survivors. Individual Assistance will continue to work with 249 survivors to assess resources, especially NC Rebuild to support their recovery. All other cases were referred to Long Term Recovery Groups for case management.

Hurricane Dorian: North Carolina administered a state-funded Individual Assistance Program for Hurricane Dorian. Grants for approximately fifty-two (52) families enabled them to successfully repair or rebuild new homes especially in hard hit Hyde County. The Small Business Administration awarded 108 families a total of \$6,082,000 in loans towards recovery assistance. Grant closeout completed in December 2020. The team continues to seek resources and submit referrals to VOAD agencies to address unmet needs.

2. Public Assistance

Hurricane Matthew DR-4285: The mission of FEMA’s Public Assistance Program is to aid state, territorial, Indian tribal, and local governments, and certain types of private non-profit (PNP) organizations so communities can quickly respond to and recover from major disasters or emergencies declared by the President. Through the PA Program, FEMA provides supplemental, federal disaster grant assistance for debris removal, emergency protective measures, and the restoration of disaster-damaged, publicly owned facilities and the facilities of certain PNP organizations. FEMA will provide a reimbursement grant of at least 75% of eligible costs, with the state and local governments sharing the remaining 25%. The performance metrics report on state match expenditures.

Responsible Department and Agency

Department of Public Safety, NC Division of Emergency Management

Summary of Activities (January – March 2021)

Small project validations completed by Hagerty Consulting, Inc. During this quarter, 1 project was obligated. Of 515 large projects, there are 327 open projects. Large Project Final Inspections and closeouts continue.

Performance Metrics

- Average Time for Project Delivery by Program
 - Average number of days from application to fund distribution: N/A
 - Average number of days from fund distribution to project commencement: This benchmark is contingent upon the amount of time it takes to identify damages and complete the project formulation.
 - Average number of days from project commencement to project completion: The Applicant determines when the projected commences. The oversight for this would be between the Applicant and FEMA.
- N/A – FEMA covers 100% of administrative/management costs
- Amount spent on State Match on behalf of recipients by program: \$47,887,640

Contact

Todd Wright, Assistant Director-Recovery Chief, 919-215-1672, Todd.Wright@ncdps.gov

Hurricane Florence DR-4393: The mission of FEMA’s Public Assistance Program is to aid state, territorial, Indian tribal, and local governments, and certain types of private non-profit (PNP) organizations so communities can quickly respond to and

recover from major disasters or emergencies declared by the President. Through the PA Program, FEMA provides supplemental, federal disaster grant assistance for debris removal, emergency protective measures, and the restoration of disaster-damaged, publicly owned facilities and the facilities of certain PNP organizations.

Responsible Department and Agency

Department of Public Safety, NC Division of Emergency Management

Performance Metrics

- a. Average Time for Project Delivery by Program
 - o Average number of days from application to fund distribution: 26
 - o Average number of days from fund distribution to project commencement: This benchmark is contingent upon the amount of time it takes to identify damages and complete the project formulation.
 - o Average number of days from project commencement to project completion: The Applicant determines when the projected commences. The oversight for this would be between the Applicant and FEMA.
- b. N/A – FEMA covers 100% of administrative/management costs
- c. Amount spent on State Match on behalf of recipients by program:
\$123,616,548

Recent Activities (January – March 2021)

During the 2nd quarter of this fiscal year, 49 projects were obligated. Of 641 large projects, there are 484 open projects. Final inspections and closeouts continue.

Contact

Todd Wright, Assistant Director-Recovery Chief, 919-215-1672, Todd.Wright@ncdps.gov

Tropical Storm Michael DR4412: The mission of FEMA’s Public Assistance Program is to aid state, territorial, Indian tribal, and local governments, and certain types of private non-profit (PNP) organizations so communities can quickly respond to and recover from major disasters or emergencies declared by the President. Through the PA Program, FEMA provides supplemental, federal disaster grant assistance for debris removal, emergency protective measures, and the restoration of disaster-damaged, publicly owned facilities and the facilities of certain PNP organizations.

Responsible Department and Agency

Department of Public Safety, NC Division of Emergency Management

Performance Metrics

- a. Average Time for Project Delivery by Program
 - o Average number of days from application to fund distribution: 21
 - o Average number of days from fund distribution to project commencement. This benchmark is contingent upon the amount of time it takes to identify damages and complete the project formulation.
 - o Average number of days from project commencement to project completion: The Applicant determines when the project commences. The oversight for this would be between the Applicant and FEMA.
- b. N/A – FEMA covers 100% of administrative/management costs
- c. Amount spent on State Match on behalf of recipients by program: \$2,035,238

Recent Activities (January – March 2021)

During this quarter, four projects were obligated. Of 33 projects, there are 29 open projects. Large Project final inspections and closeouts continue.

Contact

Todd Wright, Assistant Director-Recovery Chief, 919-215-1672, Todd.Wright@ncdps.gov

Hurricane Dorian DR 4465: The mission of FEMA's Public Assistance Program is to aid state, territorial, Indian tribal, and local governments, and certain types of private non-profit (PNP) organizations so communities can quickly respond to and recover from major disasters or emergencies declared by the President. Through the PA Program, FEMA provides supplemental, federal disaster grant assistance for debris removal, emergency protective measures, and the restoration of disaster-damaged, publicly owned facilities and the facilities of certain PNP organizations.

Responsible Department and Agency

Department of Public Safety, NC Division of Emergency Management

Performance Metrics

- a. Average Time for Project Delivery by Program
 - o Average number of days from application to fund distribution: 18
 - o Average number of days from fund distribution to project commencement. This benchmark is contingent upon the amount of time it takes to identify damages and complete the project formulation.

- Average number of days from project commencement to project completion: The Applicant determines when the projected commences. The oversight for this would be between the Applicant and FEMA.
- N/A – FEMA covers 100% of administrative/management costs
- Amount spent on State Match on behalf of recipients by program: \$9,373,709

Recent Activities (January – March 2021)

During this quarter, seven projects were obligated. Of 60 large projects, there are 40 open projects. Large project final inspections continue.

Contact

Todd Wright, Assistant Director-Recovery Chief, 919-215-1672, Todd.Wright@ncdps.gov

February 2020 Severe Storms-DR 4543: The mission of FEMA’s Public Assistance Program is to aid state, territorial, Indian tribal, and local governments, and certain types of private non-profit (PNP) organizations so communities can quickly respond to and recover from major disasters or emergencies declared by the President. Through the PA Program, FEMA provides supplemental, federal disaster grant assistance for debris removal, emergency protective measures, and the restoration of disaster-damaged, publicly owned facilities and the facilities of certain PNP organizations. FEMA will provide a reimbursement grant of at least 75% of eligible costs, with the state and local governments sharing the remaining 25%. The performance metrics report on state match expenditures.

Responsible Department and Agency

Department of Public Safety, NC Division of Emergency Management

Recent Activities (January – March 2021)

During this quarter 62 projects were obligated.

Performance Metrics

- a. Average Time for Project Delivery by Program
 - Average number of days from application to fund distribution: 2
 - Average number of days from fund distribution to project commencement. This benchmark is contingent upon the amount of time it takes to identify damages and complete the project formulation.
- a. Average number of days from project commencement to project completion: The Applicant determines when the projected

commences. The oversight for this would be between the Applicant and FEMA.

- b. N/A – FEMA covers 100% of administrative/management costs
- c. Amount spent on State Match on behalf of recipients by program:
\$236,488

Contact

Todd Wright, Assistant Director-Recovery Chief, 919-215-1672, Todd.Wright@ncdps.gov

3. Hazard Mitigation

Hurricane Matthew DR-4285, Hurricane Florence DR-4393, Tropical Storm Michael DR-4412, Hurricane Dorian DR-4465, Winter Storms 2020 DR-4543, Hurricane Isaias DR-4568, Tropical Storm Eta DR-4588

The mission of FEMA's Hazard Mitigation Grant Program is to assist North Carolinians, communities, state agencies, local governments and businesses to become less vulnerable to the impacts of natural hazards through the effective administration of hazard mitigation grants, floodplain management, and a coordinated approach to mitigation policy through state, regional and local planning activities. Through the Hazard Mitigation Grant Program, FEMA provides federal disaster grant assistance for eligible mitigation projects related to residential structures and publicly owned facilities. There are 90 mitigation projects ongoing in North Carolina for disasters DR-4285 and DR-4393-Expedited presently. Awards are still pending FEMA review and approval for DR-4393 Full Program, DR-4412 and DR-4465

Responsible Department and Agency

Department of Public Safety, NC Division of Emergency Management

Performance Metrics

- Average Time for Project Delivery by Program
 - Average number of days from application to fund distribution: Average of 9 Months
 - Average number of days from fund distribution to project commencement: This benchmark is contingent upon the amount of time it takes for communities to get contracts in place – Average 90-120 Days.
 - Average number of days from project commencement to project completion: 1,065 Days. The Grant Period of Performance is set at 36 months post application.

- Amount and % spent/obligated on administrative activities by Program: N/A - FEMA covers 100% of administrative/management costs
- Amount Spent on State Match on behalf of recipients by Program. Project Costs awarded to Date/Spent - \$128,720,127/\$30,321,433 (23.5%)

Recent Activities for Current Reporting Period (January – March 2021)

Still waiting project awards for DR-4393-Full program, DR-4412 and DR-4465.

Contact

Steve McGugan, Assistant Director-Hazard Mitigation, 919-873-5843,
steve.mcgugan@ncdps.gov

State Programs

1. Emergency Sheltering and Short-Term Housing Needs

SL 2016-124, Subsection 4.1(2)

Funds provided to support emergency sheltering and short-term housing needs supported the state-funded Transitional Sheltering Assistance (TSA) program, which housed families in hotels until they could identify a permanent housing solution. These funds also supported the state's Disaster Rental Assistance Program (DRAP). In total, \$9,000,000 was allocated for these programs and \$8,561,274 has been spent.

Responsible Department and Agency

Department of Public Safety, Division of Emergency Management

Funding Allocation Update

Appropriated	\$ 9,000,000
Expended	\$ 8,561,274
Obligated	\$ 0
Unobligated Balance	\$ 438,726

Performance Metrics

- a. Average Time for Project Delivery by Program – This program was launched prior to December 1, 2019, prior to the reporting requirement.

- b. Amount and % Spent/Obligated on Administrative Activities by Program - \$0 and 0% of this appropriation. Staff costs are covered by appropriations for current operations.
- c. Amount and % Spent/Obligated on Behalf of Recipients by Program - \$8,561,274 (95%)

Recent Activities (January – March 2021)

Since this program and funding was for Hurricane Matthew and was mostly administered and spent in the immediate aftermath of the storm, there is no recent activity or spending for this program.

Contact

Todd Wright, Assistant Director-Recovery Chief, 919-215-1672, Todd.Wright@ncdps.gov

2. State Acquisition Relocation Fund (SARF)

SL 2016-125 and Subsection 4.1(4), SL 2018-5 and Subsection 5.6(b)(5), SL 2019-224, Subsection 2.1(4)

This funding supports the State Assistance and Relocation Fund (SARF) reimbursement payments for 472 Hurricane Matthew and 172 Hurricane Florence Expedited home acquisitions and provides gap payments to those families in order for them to move into housing equal to their old home and not located in the flood plain.

Responsible Department and Agency

Department of Public Safety, Division of Emergency Management

Funding Allocation Update

	SL 2016-125	SL 2018-5	SL 2019-224
Appropriated	\$ 11,132,000	\$ 17,424,000	\$ 8,000,000
Expended	\$ 930,329	\$ 1,870,344	\$ 0.00
Obligated	\$ 0.00	\$ 0.00	\$ 0.00
Unobligated Balance	\$ 10,201,671	\$ 15,821,420	\$ 8,000,000

Summary of Activities

Reimbursed three sub-applicants needing Low to Moderate Income (LMI) waivers.

Performance Metrics

- a. Average Time for Project Delivery by Program – NA
 - i. Average number of days from application to fund distribution - 30

- ii. Average number of days from fund distribution to project commencement – NA
- iii. Average number of days from project commencement to project completion - NA
- b. Amount and % spent/obligated on administrative activities by Program to Date – 12% to Admin activities.
- c. Amount and % spent/obligated on behalf of recipients by Program – 88% paid to recipients.

Contact

Steve McGugan, NCEM, steve.mcgugan@ncdps.gov

3. Volunteer Organizations Assisting with Disasters (VOAD)

SL 2018-136, Subsection 61(29)

The grant was awarded to six organizations in September 2019. Allocations for this program total \$2,000,000. All funds have been obligated. The maximum that could be awarded to any single VOAD is \$500,000.

Responsible Department and Agency

Department of Public Safety, Division of Emergency Management

Funding Allocation Update

Appropriated	\$	2,000,000.00
Expended	\$	834,557.11
Obligated	\$	1,165,442.89
Unobligated Balance	\$	0

Performance Metrics

- a. Average Time for Project Delivery by Program – This program was launched prior to December 1, 2019, prior to the reporting requirement.
- b. Amount and % Spent/Obligated on Administrative Activities by Program - \$0 and 0% of this appropriation. Staff costs are covered by receipts and appropriations for current operations.
- c. Amount and % Spent/Obligated on Behalf of Recipients by the Program - \$834,557.11 expended (42%) / \$1,165,442.89 obligated (58%)

Recent Activities for Current Reporting Period (January - March 2021)

Due to COVID-19 impacts, recipients' activities have slowed with requests to begin program implementation second and third quarters 2020. Multiple organizations were realigning their project scopes, deliverables and timelines with the change in volunteer

availability and increased utilization of contractors.

Contact

Matt Kemnitz, Assistant Director of Administration, NCEM (919) 817-2511

4. Local Government Assistance

SL 2018-136, Subsection 6.1(25); SL 2019-138, Subsection 1.5(1)

A total of 17 communities have received funds, ranging from \$200,000 to \$1,000,000. Allocations for the grant program total \$8,000,000 of which \$8,000,000 have been expended.

For the state's Loan Program, SL 2018-138, Subsection 1.5(1), 14 communities have participated and received requested loan amounts, ranging from \$24,909 to \$2,000,000. Allocations for this program total \$20,000,000, of which \$20,000,000 has been expended. A total of \$3,754,098 in loan repayments have been received this fiscal year.

Responsible Department and Agency

Department of Public Safety, NC Office of Recovery and Resiliency

Funding Allocation Update

Grants

Appropriated	\$ 8,000,000
Expended	\$ 8,000,000
Obligated	\$ 0
Unobligated Balance	\$ 0

Loans

Appropriated	\$ 20,000,000
Expended	\$ 20,000,000
Obligated	\$ 0
Unobligated Balance	\$ 0

Performance Metrics

- a. Average Time for Project Delivery by Program
 - o Average number of days from application to fund distribution: **30-45 days**
 - o Average number of days from fund distribution to project commencement - Not applicable. Grants and Loans are awarded for a broad range purposes with varying expenditure schedules.

- o Average number of days from project commencement to project completion - Not applicable. Grants and Loans are awarded for a broad range purposes with varying expenditure schedules.
- b. Amount and % Spent/Obligated on Administrative Activities by Program. \$0 and 0% of this appropriation. Staff costs are covered by appropriations to NCORR for administrative functions.
- c. Amount and % Spent/Obligated on Behalf of Recipients by Program. For the Grant Program, \$8,000,000 had been obligated and expended (100%) / For the Loan Program \$20,000,000 had been obligated and expended (100%)

Recent Activities for Current Reporting Period (January -March 2021)

Local communities continue to benefit from the state's Loans programs while waiting for their reimbursement from FEMA. NCORR is working with the communities and disbursing funds as needed while their projects are waiting for FEMA reimbursement. NCORR disbursed the Town of Princeville \$375,000 for their final loan disbursement.

Contact

Mary Massey, Budget Director, NCORR

5. Stanly County Airport Training Facility Broadband Infrastructure

SL 2018-5, Subsection 5.6(b)(2)f

This project was completed following Hurricane Matthew. Fiber and end termination equipment installation is complete and permits have been pulled and are posted to the construction site. Allocations for this program total \$100,000, all of which have been expended.

Responsible Department and Agency

Department of Public Safety, Division of Emergency Management

Funding Allocation Update

Appropriated	\$ 100,000
Expended	\$ 100,000
Obligated	\$ 0
Unobligated Balance	\$ 0

Performance Metrics

- a. Average Time for Project Delivery by Program - This program was launched prior to December 1, 2019, prior to the reporting requirement.
- b. Amount and % Spent/Obligated on Administrative Activities by Program. \$0 and 0% of this appropriation. Staff costs are covered by appropriations for current operations.
- c. Amount and % Spent/Obligated on Behalf of Recipients by Program. \$100,000 expended (100%).

Recent Activities for Current Reporting Period (January – March 2021)

The tower site is complete. This includes adding in-fill dirt and fencing around the site in accordance with local ordinance. Open Broadband has been installed wireless data services and the site now has access to broadband. Stanly County is working with other commercial broadband providers (Verizon/AT&T) to consider adding their equipment to this newly constructed tower. Any expenses encumbered as a result of this work would be out of the scope of this appropriation.

Contact

Greg Hauser, (919) 825-2262, Greg.Hauser@ncdps.gov

6. Resilient Redevelopment Planning

SL 2016-124, Subsection 4.1(3)

Allocations for this program total \$11,500,000, all of which have been expended for creation of resilient redevelopment plans for the 50 federally declared disaster counties impacted by Hurricane Matthew. The primary goals were to: 1) develop strategic plans and actions, and 2) define any unmet funding needs required to implement those actions after other funds are used. The resulting resilient redevelopment plans serve as the foundation for any supplemental funding received through Congress, the North Carolina General Assembly and other funding sources. These plans also provide the basis for the state's Recovery Action Plan required by the U.S. Department of Housing and Urban Development needed to spend funds allocated through the Community Development Block Grant – Disaster Relief program.

Responsible Department and Agency

Department of Public Safety, Division of Emergency Management

Funding Allocation Update

Appropriated	\$ 11,500,000
Expended	\$ 11,500,000
Obligated	\$ 0
Unobligated Balance	\$ 0

Performance Metrics

- a. Average Time for Project Delivery by Program- This program was launched prior to December 1, 2019, prior to the reporting requirement.
- b. Amount and % Spent/Obligated on Administrative Activities by Program - This program was launched prior to December 1, 2019, prior to the reporting requirement.
- c. Amount and % Spent/Obligated on Behalf of Recipients by Program- This program was launched prior to December 1, 2019, prior to the reporting requirement.

Recent Activities for Current Reporting Period (January – March 2021)

Activity was completed prior to the reporting period.

Contact

Chris Koltyk; 919-825-2310; Chris.Koltyk@ncdps.gov

7. 211 Activities

SL 2018-5, Subsection 5.6(b)(2)b

In November 2019, the General Assembly appropriated \$250,000 in recurring funds to the United Way to provide ongoing 211 support to state recovery programs, S.L. 2019-250, Subsection 1.3(a)(1), all of which all have been expended.

Responsible Department and Agency

Department of Public Safety, Division of Emergency Management

Funding Allocation Update

Appropriated	\$ 250,000
Expended	\$ 250,000
Obligated	\$ 0
Unobligated Balance	\$ 0

Performance Metrics

- a. Average Time for Project Delivery by Program - This program was launched prior to December 1, 2019, prior to the reporting requirement.
- b. Amount and % Spent/Obligated on Administrative Activities by Program. \$250,000 expended (100%). This is an administrative function.
- c. Amount and % Spent/Obligated on Behalf of Recipients by Program. \$0 expended.

Recent Activities for Current Reporting Period (October - December 2020)

Funds were fully expended prior to the reporting period.

Contact

Keith Acree, Public Information Officer, keith.acree@ncdps.gov

8. Flood Warning Systems, Inundation Zones and Dam Impact Assessments

SL 2018-5, Subsection 5.6(b)(2)c

Through this project, NCEM was able to: 1) install new radar and ultrasonic water level sensors; 2) develop flood inundation mapping libraries and building-level risk assessments; 3) perform dam breach analyses; and 4) conduct building and roadway risk assessments for intermediate and high hazard dams to improve situational awareness for first responders and emergency managers during flood related weather events. All gauge data and flood inundation mapping libraries will be made available to the public through the North Carolina Flood Inundation Mapping and Alert Network (FIMAN) application (<https://fiman.nc.gov/>). Dam failure inundation boundaries and building and roadway risk assessment data will be available to first responders through the secure State Emergency Response Application (SERA - <https://sera.nc.gov/sera/>). Allocations for this program total \$2,835,224, all of which have been expended.

Responsible Department and Agency

Department of Public Safety, Division of Emergency Management

Funding Allocation Update

Appropriated	\$ 2,835,224
Expended	\$ 2,835,224
Obligated	\$ 0
Unobligated Balance	\$ 0

Summary of Activities

To date, the following activities have been completed:

1. Installed 25 new radar water level gauges.
2. Completed building level flood risk assessment for flood inundation libraries for the FIMAN application for 25 radar water level gauges.
3. Completed building level flood risk assessment for flood inundation libraries for the FIMAN application for 30 existing FIMAN water level gauges.
4. Completed building level flood risk assessment based on extended flood inundation libraries for the FIMAN application for 20 existing FIMAN water level gauges.
5. Completed dam breach analyses for 76 dams and dam and building level risk assessment for 154 dams.

Performance Metrics

- a. Average Time for Project Delivery by Program- This program was launched and completed prior to December 1, 2019 reporting requirement.
- b. Amount and % spent/obligated on administrative activities by program- This program was launched and completed prior to December 1, 2019 reporting requirement.
- c. Amount and % spent/obligated on behalf of recipients by program- This program was launched and completed prior to December 1, 2019 reporting requirement.

Recent Activities for Current Reporting Period (January – March 2021)

Funds were fully expended prior to the reporting period.

Contact

Chris Koltyk; 919-825-2310; Chris.Koltyk@ncdps.gov

9. NC Search and Rescue Program

SL 2018-5, Subsection 5.6(b)(2)d

With these funds, the North Carolina Search and Rescue Program sustained the North Carolina Search and Rescue teams, trained specialized personnel, maintained specialized equipment, and exercised and maintained capabilities necessary to respond to the needs of North Carolinians.

Responsible Department and Agency

Department of Public Safety, Division of Emergency Management

Funding Allocation Update

Appropriated	\$ 2,300,000
Expended	\$ 2,261,170
Obligated	\$ 0
Unobligated Balance	\$ 38,830

Summary of Activities

Since April 2019, 26 State Deployable Water Rescue teams have been issued inflatable rescue boats, motors and dry suits. We were able to outfit seven regional search and rescue task forces with wireless communications equipment, eight advanced night vision goggles, and two all-terrain forklifts with trailers. NCEM completed the Structures Specialist purchase outfitting all 15 disaster engineers with up to date personal protective equipment and the necessary personal equipment to prepare them for local and state response. In addition, two caches of engineering tools were created to support responders during a structure collapse. The funding period closed June 30, 2019, and the remaining encumbrances are for the trailer registrations that have been received, however payment has not cleared NCAS to date.

Performance Metrics

- a. Average Time for Project Delivery by Program - This program was launched prior to December 1, 2019, prior to the reporting requirement.
- b. Amount and % Spent/Obligated on Administrative Activities by Program - This program was launched prior to December 1, 2019, prior to the reporting requirement.
- c. Amount and % Spent/Obligated on Behalf of Recipients by Program - This program was launched prior to December 1, 2019, prior to the reporting requirement.

Recent Activities for Current Reporting Period (January – March 2021)

Funds were fully expended prior to the reporting period.

Contact

Matt Kemnitz, Assistant Director of Administration, NCEM (919) 817-2511

10. NC Office of Recovery and Resiliency

SL 2018-136, Subsection 6.1(27)

Allocations for this program total \$2,000,000, of which \$140,573 have been expended. NCORR performs certain limited activities that are not covered by federal grants. This appropriation covers the salary and operational costs for these non-grant supported activities. Beginning in fiscal year 2020-2021, the appropriation will also cover the personnel and operational cost of NCORR's Resilience Team, as this function is fully state-funded.

Responsible Department and Agency

Department of Public Safety, NC Office of Recovery and Resiliency

Funding Allocation Update

Appropriated	\$ 2,000,000
Expended	\$ 140,573
Obligated	\$ 1,859,427
Unobligated Balance	\$ 0.00

Summary of Activities

State-funded activities covered by these appropriations include the NCORR Resilience Team, program delivery of the Distressed Local Government Grant and Loan Program, state reporting activities, and assisting NCEM and other agencies with recovery coordination.

Performance Metrics

- a. Average Time for Project Delivery by Program – Not applicable, as this appropriation is not project based.
- b. Amount and % Spent/Obligated on Administrative Activities by Program.
\$140,573 expended
- c. Amount and % Spent/Obligated on Behalf of Recipients by Program.
\$1,859,427 obligated to program delivery costs for NCORR

Recent Activities for Current Reporting Period (January - March 2021)

Covering the cost of staff engaged in supporting long-range resilience planning and programs, the Distressed Local Government Grants and Loans program, required state reporting, and other recovery coordinating activities with state agencies.

Contact

Jim Klingler, Finance Chief, NCORR (984) 833-5397

11. State Match and Other Support for Disaster Recovery

SL 2018-134, Subsection 4.1(2)

This program provides for the non-federal cost-share required for participation in federal Stafford Act Programs. Through June 30, 2019, the entire \$50,000,000 has been expended.

Responsible Department and Agency

Department of Public Safety, Division of Emergency Management

Funding Allocation Update

Appropriated	\$ 50,000,000
Expended	\$ 50,000,000
Obligated	\$ 0
Unobligated Balance	\$ 0

Performance Metrics

- a. Average Time for Project Delivery by Program - This program was launched prior to December 1, 2019, prior to the reporting requirement.
- b. Amount and % Spent/Obligated on Administrative Activities by Program - This program was launched prior to December 1, 2019, prior to the reporting requirement.
- c. Amount and % Spent/Obligated on Behalf of Recipients by Program - This program was launched prior to December 1, 2019, prior to the reporting requirement.

Recent Activities for Current Reporting Period (January – March 2021)

Funds were fully expended prior to the reporting period.

Contact

Matt Kemnitz, Assistant Director of Administration, NCEM (919) 817-2511

12. State Match for Federal Assistance Programs

SL 2018-136, Subsection 6.1(3)

This program provides for the non-federal cost-share required for participation in federal Stafford Act Programs. A total of \$40,000,000 for Florence matching funds was appropriated. Through December 31, all \$40,000,000 has been expended.

Responsible Department and Agency

Department of Public Safety, Division of Emergency Management

Funding Allocation Update

Appropriated	\$ 40,000,000
Expended	\$ 40,000,000
Obligated	\$ 0
Unobligated Balance	\$ 0

Performance Metrics

- a. Average Time for Project Delivery by Program- This program was launched prior to December 1, 2019, prior to the reporting requirement.
- b. Amount and % Spent/Obligated on Administrative Activities by Program- This program was launched prior to December 1, 2019, prior to the reporting requirement.
- c. Amount and % Spent/Obligated on Behalf of Recipients by Program- This program was launched prior to December 1, 2019, prior to the reporting requirement.

Recent Activities for Current Reporting Period (January – March 2021)

Funds were fully expended prior to the reporting period.

Contact

Matt Kemnitz, Assistant Director of Administration, NCEM (919) 817-2511

13. NCORR Buyouts and SARF

SL 2019-224, Subsection 2.1(4)

This appropriation provides supplemental funding to support two programs, the Buyout Program in the NC Office of Recovery and Resiliency (NCORR) and the Hazard Mitigation Grant Program (HMGP) in the Division of Emergency Management (NCEM). NCORR will use

its portion to expand the buyouts to homeowners who would not otherwise qualify for the Community Development Block Grant – Disaster Recovery (CDBG-DR) program. NCORR initiated a phased intake for the CDBG-DR supported Buyout Program and will soon program these funds to augment the CDBG-DR program. NCEM's portion will be used to provide gap assistance to homeowners who accepted an accelerated-buyout for Hurricane Florence through HMGP and the State Acquisition and Relocation Fund (SARF).

Responsible Department and Agency

Department of Public Safety, NC Office of Recovery and Resiliency and Division of Emergency Management

Funding Allocation Update

Appropriated	\$ 13,000,000
Expended	\$
Obligated	\$
Unobligated Balance	\$ 13,000,000

Performance Metrics

NCORR State-funded Buyouts

- a. Average Time for Project Delivery by Program – NCORR recently launched the CDBG-DR Buyout Program on January 26, 2020. NCORR will program the state funds as the federally-funded program is at full production.
- b. Amount and % spent/obligated on administrative activities by Program. Nothing to report.
- c. Amount and % spent/obligated on behalf of recipients by Program. Nothing to report.

NCEM Florence-Accelerated SARF

- a. Average Time for Project Delivery by Program – 388 days. The agency has implemented an accelerated SARF program for Hurricane Florence Expedited Acquisitions.
- b. Amount and % Spent/Obligated on Administrative Activities by Program – N/A
- c. Amount and % Spent/Obligated on Behalf of Recipients by Program – 00%/\$0.00

Recent Activities for Current Reporting Period (January – March 2021)

Regarding NCORR's State-funded Buyouts, the NCORR program is still in the early stages of opening Disaster Risk Reduction Areas and inviting homeowners to apply. As applications

are received for households that are otherwise ineligible for CDBG-DR or CDBG-MIT assistance, NCORR can use these funds to assist with a property buyout.

Contact

Jim Klingler Finance Chief, NCORR (984) 833-5397

Steve McGugan, Assistant Director for Hazard Mitigation, NCEM,
steve.mcgugan@ncdps.gov

14. NCORR Loans and Grants

SL 2019-224, Subsection 2.1(4)

This program expands the NC Office of Recovery and Resiliency's (NCORR) Distressed Local Government Grant and Loan Programs. Grants assist local governments in Hurricane Florence declared communities with funding general governmental operations and building recovery capacity. Loans assist local governments with cash-flow expenses that are reimbursable by the federal government. Loans are repaid by the federal reimbursement.

Responsible Department and Agency

Department of Public Safety, NC Office of Recovery and Resiliency

Funding Allocation Update

Appropriated	\$ 9,000,000
Expended	\$ 7,568,883
Obligated	\$
Unobligated Balance	\$ 1,431,117

Performance Metrics

- a. Average Time for Project Delivery by Program
 - o Average number of days from application to fund distribution 30-45 days
 - o Average number of days from fund distribution to project commencement - Not applicable. Grants and Loans are awarded for a broad range purposes with varying expenditure schedules.
 - o Average number of days from project commencement to project completion - Not applicable. Grants and Loans are awarded for a broad range purposes with varying expenditure schedules.

- b. Amount and % Spent/Obligated on Administrative Activities by Program. - \$0 and 0% of this appropriation. Staff costs are covered by appropriations to NCORR for administrative functions
- c. Amount and % Spent/Obligated on Behalf of Recipients by Program.
\$7,568,883 had been expended (84%) / \$1,431,117 (16%) is currently unobligated

Recent Activities for Current Reporting Period (January – March 2021)

NCORR approved and paid 20 applicants through March of 2021 for various needs for Hurricane Disaster recovery assistance for Hurricane Florence. NCORR received additional applications for Hurricane Florence that are under review.

Contact Mary Massey, Budget Director, NCORR

15. NCEM-VOAD Disaster Recovery

SL 2019-224, Subsection 2.1(7)

The NC VOAD Disaster Recovery Grant program provides financial assistance to volunteer non-profit organizations that provide shelters, housing repairs, and other emergency and disaster recovery services to disaster survivors adversely affected by Hurricane Florence. The program is open to 501(c)(3) nonprofit organizations which provide direct services to disaster survivors in North Carolina. The program has a maximum grant award of \$300,000, requires no matching funds, and may be provided in either a reimbursement or installment basis.

Responsible Department and Agency

Department of Public Safety, Division of Emergency Management

Funding Allocation Update

Appropriated	\$ 1,000,000.00
Expended	\$ 347,334.48
Obligated	\$ 652,665.52
Unobligated Balance	\$ 0

Summary of Activities Summary of Activities

- a. Thirty applications received requesting NC VOAD funding, seven nonprofit Volunteer Organizations Assisting in Disasters awarded funds totaling \$1,000,000.
- b. Budget modifications and scope of work adjustments submitted and reviewed for each applicant.

Performance Metrics

- a. Average Time for Project Delivery by Program - Nothing to report at this time
- b. Amount and % Spent/Obligated on Administrative Activities by Program – \$0 and 0% of this appropriation. Staff costs are covered by receipts and appropriations for current operations.
- c. Amount and % Spent/Obligated on Behalf of Recipients by Program - \$347,334.48 expended (35%)/\$652,665.42 obligated (65%).

Recent Activities for Current Reporting Period (January - March 2021)

Due to COVID-19 impacts, recipients' activities have slowed with requests to begin program implementation second and third quarters 2020. Multiple organizations were realigning their project scopes, deliverables and timelines with the change in volunteer availability and increased utilization of contractors.

Contact Matt Kemnitz, Assistant Director of Administration, NCEM (919) 817-2511

16. Purchase and install river gauges to improve flood mapping and real-time flooding information

SL 2019-224 House Bill 200; Subsection II.2.1(7)c

Two million dollars was allocated to Department of Public Safety, Division of Emergency Management, Purchase and install river gauges to improve flood mapping and real-time flooding information, established in Section 2.1 of SL 2019-224 Senate Bill 429. This project will (1) install river gauges and develop flood inundation libraries and risk assessments for 72 sites for incorporation into the Flood Inundation Mapping and Alert Network (FIMAN) and (2) purchase water level, rainfall gauge and radio equipment to modernize and update equipment at 34 water level, 43 rainfall and 2 radio existing gauge system locations.

Responsible Department and Agency

North Carolina Department of Public Safety, Division of Emergency Management

Funding Allocation Update

	Total	SL here
Appropriated	\$2,000,000	
Expended	\$ 371,505	
Obligated	\$1,182,057	
Unobligated Balance	\$ 446,438	

Summary of Activities

1. Task 1 - Purchase and install river gauges and develop flood inundation libraries and risk assessments for 71 sites for incorporation into FIMAN
 - a. All sites visited by NCEM and approved by local contacts
 - b. NCGS site surveys complete
 - c. Data loggers, GOES Satellite Transmitters, Radar sensor and cables, Batteries, solar charge controllers, antennas, cell modems, solar panels and locks received by NCEM
 - d. GPS antennas – items shipped
 - e. GOES antennas – ordered in eProcurement
 - f. Fathom coastal and riverine risk data – data received
 - g. FIMAN library and gauge survey – 24 libraries approved. 4 libraries in QA/QC
 - h. Delivery order for gauge mount design drawing to streamline NCDOT encroachment agreements – Contractor submitted 100% complete design drawings.
 - i. Draft IFB – approved in DocuSign
2. Task 2 - Purchase water level, rainfall gauge and radio equipment to modernize and update equipment at 34 water level, 43 rainfall and 2 radio existing gauge system locations
 - a. Radar sensor and cables, Batteries, AL200 data loggers, LoggerNet Datalogger Support Software, Maxon Radios and Pressure transducer calibrator – Received
 - b. TimeWave radio repeater – Grandmother mountain equipment installed
 - c. TimeWave radios/cell modem for Joanna Bald and Cowee – equipment installed and working with backup radio. Existing radio is bad and was sent to vendor for repair before work can be completed.
 - d. Solar Panels – received
 - e. Need to order pressure transducer replacements and cables
 - f. Sutron – providing price quote for software upgrade and installation and requirements for new computer.

Performance Metrics

1. Task 1
 - a. NCEM Gauge Site Visits Completed 71 of 71 – 3/2020

- b. NCGS Site Surveys Completed 71 of 71 – 8/25/2020
 - c. Radar gauge equipment purchases – 71 of 71
 - d. Radar gauge equipment received – 71 of 71
 - e. Gauge Bridge Mount Design Contracted – 16 of 16 – Contracted 9/30/2020
 - f. Gauge Bridge Mount Design Received – 8 of 16
 - g. Draft IFB Routed to DPS Purchasing for Review – 6/12/2020
 - h. Draft IFB Issued – 0 of 71
 - i. Radar Gauges Installed – 0 of 71
 - j. ESP FIMAN Library and Gauge Survey RFDO signed in eProcurement – 7/14/2020
 - k. FIMAN Gauge Survey – 0 of 71
 - l. FIMAN Libraries – 24 of 71
 - m. FIMAN Risk Database – 0 of 71
 - n. FIMAN Risk Database Loaded into FIMAN – 0 of 71
2. Task 2
- a. Water Level and Radio Upgrade Equipment entered in eProcurement – 23 of 29
 - b. Rainfall Gauge Equipment entered in eProcurement – 86 of 102
 - c. Water Level and Radio Upgrade Equipment ordered – 22 of 29
 - d. Rainfall Gauge Equipment purchases ordered – 86 of 102
 - e. Water Level and Radio Upgrade purchases received – 22 of 29
 - f. Rainfall Gauge Equipment received – 86 of 102
 - g. Water Level and Radio Upgrade Equipment installed – 5 of 29
 - h. Rainfall Gauge Equipment installed – 0 of 102

Recent Activities for Current Reporting Period (January – March 2021)

1. Task 1
- a. GOES satellite transmitters, Radar sensor and cables and 71 of 71 data loggers received by NCEM
 - b. Ordered GOES and GPS antennas
 - c. Contractor provided 24 of 71 FIMAN libraries to NCEM
 - d. FIMAN gauge mount design drawings to streamline NCDOT encroachment agreements submitted for final review and approval
 - e. Draft IFB for gauge installation approved by legal
2. Task 2
- a. AL200 Data loggers and TimeWave radio repeater for Joanna Bald and Cowee – equipment received and installed
 - b. Maxon radio transmitters – equipment received
 - c. Entering remaining equipment purchases in eProcurement

Contact

Chris Koltyk; 919-825-2310; Chris.Koltyk@ncdps.gov

17. NC Search and Rescue Program

SL 2019-224, Subsection 2.1(7)

North Carolina Search and Rescue Program sustains the North Carolina Search and Rescue teams, trains specialized personnel, maintains specialized equipment, and exercises and maintains capabilities necessary to respond to the needs of North Carolinians.

Responsible Department and Agency

Department of Public Safety, Division of Emergency Management

Funding Allocation Update

Appropriated	\$ 1,000,000
Expended	\$ 995,183
Obligated	\$ 4,680
Unobligated Balance	\$ 137

Performance Metrics

- a. Average Time for Project Delivery by Program - Nothing to report at this time.
- b. Amount and % Spent/Obligated on Administrative Activities by Program - Nothing to report at this time.
- c. Amount and % Spent/Obligated on Behalf of Recipients by Program - Nothing to report at this time.

Recent Activities for Current Reporting Period (January - March 2021)

There is no new activity to report in this period. The remaining obligated funds are for registration and titling fees, which are in the process of invoicing/billing.

Contact Matt Kemnitz, Assistant Director of Administration, NCEM (919) 817-2511

18. NCEM Flood Insurance Pilot

SL 2019-224, Subsection 2.1(7)

Two million dollars were allocated to the Department of Public Safety, Division of Emergency Management, to develop a pilot program to help pay the cost of flood insurance for eligible applicants. Eligible applicants shall not have earned more than eighty

percent (80%) of the subject area median income and the applicant's property must be their primary residence and be insurable. Priority shall be given to properties in the most impacted and distressed counties from Hurricane Matthew and/or Hurricane Florence. Assistance can be provided for up to two (2) years.

Responsible Department and Agency

North Carolina Department of Public Safety Division of Emergency Management, Risk Management Section

Funding Allocation Update

Appropriated	\$2,000,000.00
Expended	\$0.00
Obligated	\$0.00
Unobligated Balance	\$2,000,000.00

Summary of Activities

1. Developed a program proposal recommending a base (minimum) flood insurance policy covering \$35,000 of property and \$10,000 of content for two years for eligible applicants, based on an analysis of Hurricane Florence FEMA Individual Assistance claims.
2. N.C. Office of Recovery and Resiliency (NCORR) agreed to administer the program through ReBuild NC.
3. Obtained approval from Department of Public Safety leadership to launch proposed program.
4. Applicants have submitted required information to NCORR via the ReBuild NC application.
5. NCORR has identified the program recipient targets from the eligible pool of applicants to the CDBG-DR Homeowner Recovery Program.
6. NCORR has developed the required FEMA notification forms and developed reporting requirements for the program delivery.
7. NCORR has developed informational forms on flood insurance according to the FEMA request to provide informational brochures to program participants.
8. NCORR is working on marketing and outreach to eligible applicants towards insuring program participants through NFIP Direct.

Performance Metrics

- Average Time for Program Delivery
 - Average number of days from application to fund distribution
 - Average number of days from fund distribution to program delivery

- Number of households included in the program
- Amount and % spent/obligated

Recent Activities for Current Reporting Period (January – March 2021)

During the reporting period, NCORR finalized the required FEMA notification forms and reporting requirements for the program delivery. NCORR has recently identified the program recipient targets from the eligible pool of applicants to the CDBG-DR Homeowner Recovery Program. NCORR also finalized informational forms on flood insurance according to the FEMA request to provide informational brochures to program participants. NCORR is currently working on updating program manuals, standard operating procedures and examining necessary system of record updates as well as marketing and outreach to eligible applicants towards insuring program participants through NFIP Direct.

Contact

Paul Ervin; 919-825-2279; paul.ervin@ncdps.gov

19. State Match and Other Support for Disaster Recovery

SL 2019-250, Subsection 1.1(1)

Provides for the non-federal cost-share required for participation in federal Stafford Act Programs.

Responsible Department and Agency

Department of Public Safety, Division of Emergency Management

Funding Allocation Update

Appropriated	\$ 70,812,336
Expended	\$ 42,336,646
Obligated	\$
Unobligated Balance	\$ 28,475,690

Performance Metrics

- Average Time for Project Delivery by Program – This appropriation is a reserve for federal cost-share and does not directly fund recovery projects.
- Amount and % Spent/Obligated on Administrative Activities by Program – This appropriation is a reserve for federal cost-share and does not directly fund recovery projects.

- c. Amount and % Spent/Obligated on Behalf of Recipients by Program – This appropriation is a reserve for federal cost-share and does not directly fund recovery projects.

Contact

Matt Kemnitz, Assistant Director of Administration, NCEM (919) 817-2511

20. Expand Flood Mitigation Studies

SL 2019-250, Subsection 1.2(2)a

Five million allocated to Department of Public Safety, Division of Emergency Management, to expand flood mitigation studies, established in Section 1.2 of SL 2019-250 House Bill 200. This project will (1) develop and perform new flood mitigation studies for the Northeast Cape Fear River (including Burgaw Creek), Cape Fear, and Little River (into Cape Fear River), and the Cashie River Basins; and (2) will develop new flood studies, building level risk assessments and building mitigation strategies for approximately 13,166 square miles of unstudied streams in the counties that were most significantly impacted by riverine flooding from Hurricane Matthew and Florence.

Responsible Department and Agency

North Carolina Department of Public Safety, Division of Emergency Management

Funding Allocation Update

	Total	SL here
Appropriated	\$5,000,000	
Expended	\$1,383,375	
Obligated	\$3,616,625	
Unobligated Balance	\$	

Summary of Activities

1. Task 1 - Flood Mitigation Studies Northeast Cape Fear River (including Burgaw Creek), Cape Fear, and Little River (into Cape Fear River), and the Cashie River Basins
 - a. Cape Fear River hydrologic modeling is complete, and contractor is collecting data for trend analyses.
 - b. Northeast Cape Fear River 1D model updates are being QC'ed.
 - c. Cashie River model updates have been completed and are being QC'ed.

- d. Initial planning efforts have begun for community meetings taking place in summer 2021.
- 2. Task 2 - New Flood Studies on Unstudied Stream, Building Level Flood Risk Assessments and Mitigation Strategies and Application for 12,000 square miles (80 HUC10 Basins)
 - a. H&H Analysis for 67 of 80 basins has been completed and modeling has begun for an additional 13 basins. Modeling for all basins is either underway or completed.
 - b. Mapping products have been completed for 10 of 80 basins and mapping product development has begun for an additional 33 of 80 basins.
 - c. Risk data development has begun for 10 of 80 basins.
 - d. Flood risk database and CNMS data delivery standards developed and completed
 - e. Contractor working on Flood Mitigation Data Viewer

Performance Metrics

- 1. Task 1 - Flood Mitigation Studies Northeast Cape Fear River (including Burgaw Creek), Cape Fear, and Little River (into Cape Fear River), and the Cashie River Basins (4 Basins)
 - a. Contracts Signed – 5/19/2020 COMPLETE
 - b. Northeast Cape Fear River Field Survey – 33 of 33 cross-sections – 8/7/20 COMPLETE
 - c. Magnitude and Causes of Flooding – 0 of 4 watersheds – 5/28/2021
 - d. Community Meeting 1 – 6/9/2021
 - e. Baseline Analyses – 3 of 4 – 6/11/2021
 - f. Development of Mitigation Strategies 0 of 4 watersheds – 9/30/2021
 - g. Community Meeting 2 – 10/27/2021
 - h. Final Reports – 11/10/2021
 - i. Load Data into Viewer - 12/2021
- 2. Task 2 - New Flood Studies on Unstudied Streams, Building Level Flood Risk Assessments and Mitigation Strategies and Application for 12,723 square miles (80 HUC10 Basins)
 - a. Contracts Signed – 5/19/2020 COMPLETE
 - b. Flood Risk and Mitigation Data Viewer – In progress
 - c. Updated Building Footprints – 0 of 80 watersheds – 8/25/2021
 - d. 2-D Hydrologic and Hydraulic Analyses – 67 of 80 watersheds – 6/30/2021
 - e. Flood Rasters and CNMS - 43 of 80 watersheds - 7/26/2021
 - f. Flood Risk Assessment Databases – 10 of 80 watersheds – 7/28/2021
 - g. Flood Mitigation Databases - 0 of 80 watersheds – 9/1/2021
 - h. Flood Risk and Mitigation Databases Loaded to Viewer - 0 of 80 watersheds – 10/24/2021

Recent Activities for Current Reporting Period (January – March 2021)

1. Task 1
 - a. Northeast Cape Fear River 1D model updates are being QC'ed.
 - b. Cashie River model updates have been completed and are being QC'ed.
 - c. Initial planning efforts have begun for community meetings taking place in summer 2021.
 - d. Flood risk database and CNMS data delivery standards developed and completed
 - e. Contractor working on Flood Mitigation Data Viewer
2. Task 2
 - a. 28 flood mitigation study hydrology and hydraulic models completed
 - b. Mapping products have been completed for 10 of 80 basins and mapping product development has begun for an additional 33 of 80 basins.
 - c. Risk data development has begun for 10 of 80 basins.
 - d. Flood risk database and CNMS data delivery standards developed and completed.
 - e. Contractor working on Flood Mitigation Data Viewer.

Contact

Chris Koltyk; 919-825-2310; Chris.Koltyk@ncdps.gov

21. Water Level and Breach Monitoring Systems for 1,510 High and Intermediate Risk Dams

SL 2019-250 House Bill 200; Subsection 1.2(2)b

The sum of \$4.8 million was allocated to Department of Public Safety, Division of Emergency Management, Water Level and Breach Monitoring Systems for 1,510 High and Intermediate Risk Dams, established in Section 1.2 of SL 2019-250 House Bill 200. This project will (1) complete dam breach analysis for the remaining 859 intermediate and high hazard dams in NC that currently do not have dam failure inundation boundaries or building and road risk information, (2) develop rainfall runoff hydrologic modeling to determine critical rainfall amounts to potentially overtop a dam for 287 dams, (3) install gauges to monitor potential dam failures for 130 critical state and locally owned dams and (4) integrate dam breach analyses, overtopping modeling and dam gauge data into a secure dam monitoring, alert and warning system.

Responsible Department and Agency

North Carolina Department of Public Safety, Division of Emergency Management

Funding Allocation Update

	Total	SL here
Appropriated	\$4,800,000	
Expended	\$2,158,346	
Obligated	\$2,641,654	
Unobligated Balance	\$0	

Summary of Activities

3. Task 1 - Dam Breach Inundation Modeling for 859 Dams
 - a. Contracts in place with engineering firms for dam breach analyses
 - b. Project management SharePoint and AGOL sites complete
 - c. Dam breach analyses completed for 265 dams
 - d. There are 226 dams in quality review and 203 dams underway for analyses with only 153 dams to be started
 - e. Dam risk databases completed for 12 dams
 - f. Test loading 12 dams into the SERA application for dams
4. Task 2 - Simplified HEC-HMS Rainfall-Runoff and Reservoir Routing Modeling for 287 Dams
 - a. Contracts in place with engineering firms for dam overtopping engineering analyses and dam surveys
 - b. Letters sent to dam owners for site access for Survey for overtopping analyses.
 - c. Dam “as-builts” received from NCDEQ
 - d. Field survey complete for all 119 dams being surveyed. NCEM completed field survey for 3 additional structures
 - e. Rainfall-runoff modeling complete for all 287 dams
 - f. Task 2 is 100% complete
5. Task 3 - Installation of New Gauges at 130 Dams
 - a. Pressure transducer gauge equipment ordered in E-Procurement
 - b. IFB issued for ultrasonic gauge equipment and installation
 - c. NCEM site visits compete to sites where water level gauges will be installed
 - d. IFB for gauge installation approved
6. Task 4 - Development of Dam Warning System and Incorporation of Breach Analysis, Overtopping Analyses and Dam Gauge Data
 - a. Gauge warning system software purchase ordered in E-Procurement
 - b. Initial dam inventory data provided to contractor to setup Dam Warning application

Performance Metrics

3. Task 1 - Dam Breach Inundation Modeling for 859 Dams
 - a. Contracts signed – 5/19/2020

- b. Site survey letters provided to dam owners – 6/18/2020
 - c. Dam breach analyses complete (31%) – 265 of 859 – 04-05-2021
 - d. Dam risk databases complete – 12 of 859 – 12/31/2021
 - e. Dam risk databases loaded to SERA – 0 of 859 – 2/25/2022
- 4. Task 2 - Simplified HEC-HMS Rainfall-Runoff and Reservoir Routing Modeling for 287 Dams
 - a. Contracts Signed – 5/19/2020
 - b. EM Letters Sent for Site Surveys – 6/18/2020
 - c. Dam Surveys Complete – 119 of 119 – 10/1/2020
 - d. Rainfall Runoff Modeling 100% Complete – 287 of 287 – 12/31/2020
- 5. Task 3 - Installation of New Gauges at 130 Dams
 - a. EM Site Visits – 100 of 130
 - b. Pressure Transducer Gauge Equipment Purchases - ordered in eProcurement – 12/7/2020
 - c. Ultrasonic Gauge Equipment/Installation - entered in eProcurement – 5/7/2020
 - d. Ultrasonic Gauge Equipment Installed – 0 of 34
 - e. Pressure Transducer Gauge Installation – IFB sent to Legal – 6/12/2020
 - f. Pressure Transducer Gauges Installed – 0 of 96
 - g. Gauge Survey Contract Signed – 5/19/2020
 - h. Gauge Surveys Completed – 0 of 130
- 6. Task 4 - Development of Dam Warning System and Incorporation of Breach Analysis, Overtopping Analyses and Dam Gauge Data
 - a. Dam Warning Application - Ordered in eProcurement – 9/30/2020
 - b. Dam Warning Application Initial Setup - Complete
 - c. Dam Warning Application Rainfall Runoff Models Loaded – 0 of 555
 - d. Dam Warning Application Breach Analyses Data Loaded – 0 of 859
 - e. Dam Warning Application Dam Gauges Loaded – 0 of 130

Recent Activities for Current Reporting Period (January – March 2021)

- a. Task 1
 - a. Dam breach analyses completed for 263 dams (31%)
 - b. Dam risk databases completed for 12 dams
 - c. Test loading 12 dams into the SERA application for dams
- b. Task 2
 - a. Rainfall-runoff modeling 100% complete for all 287 dams
- c. Task 3
 - a. NCEM site visits complete to sites where water level gauges will be installed.
- d. Task 4
 - a. Initial deployment of Dam Warning System is complete.
 - b. Preparing data for 287 rainfall runoff models to load into

Contact

Chris Koltyk; 919-825-2310; Chris.Koltyk@ncdps.gov

22. Local Government Assistance Loans

SL 2019-250, Subsection 1.2(3)a

The NCORR Temporary Cash-Flow Assistance Loan Program to Local Governments provides cash-flow loans to distressed local governments in declared counties for Hurricanes Matthew, Florence, Dorian, and Tropical Storm Michael. These loans may only cover federally reimbursable expenses, and the loans are repaid by the federal reimbursement.

Responsible Department and Agency

Department of Public Safety, NC Office of Recovery and Resiliency

Funding Allocation Update

Appropriated	\$ 10,000,000
Expended	\$ 5,215,795
Obligated	\$ 3,918,933
Unobligated Balance	\$ 865,272

Performance Metrics

- a. Average Time for Project Delivery by Program
 - o Average number of days from application to fund distribution **30-45 days**
 - o Average number of days from fund distribution to project commencement - Not applicable. Grants and Loans are awarded for a broad range of purposes with varying expenditure schedules.
 - o Average number of days from project commencement to project completion - Not applicable. Grants and Loans are awarded for a broad range of purposes with varying expenditure schedules.
- b. Amount and % Spent/Obligated on Administrative Activities by Program - \$0 and 0% of this appropriation. Staff costs are covered by appropriations to NCORR for administrative functions
- c. Amount and % Spent/Obligated on Behalf of Recipients by Program -\$5,215,795 had been expended (52.1%) / \$3,918,933 had been obligated (39.1%)

Recent Activities for Current Reporting Period (January – March 2021)

NCORR is continuing to work with their loan applicants to ensure the funds for their FEMA projects are being disbursed timely. In the March quarter, NCORR disbursed Jones County \$1 million for the quarter. The Loans will assist the communities to start their Disaster Recovery projects until they receive their FEMA reimbursement.

Contact Mary Massey, Budget Director, NCORR

23. NCORR – Grants to Local Governments

SL 2019-250, Subsection 1.2(3)(b)

This program expands the NC Office of Recovery and Resiliency's (NCORR) Distressed Local Government Grant Program. Grants assist local governments in Hurricane Dorian declared communities with funding general governmental operations, building recovery capacity, and performing recovery activities.

Responsible Department and Agency

Department of Public Safety, NC Office of Recovery and Resiliency

Funding Allocation Update

Appropriated	\$ 5,000,000
Expended	\$ 4,714,000
Obligated	\$
Unobligated Balance	\$ 286,000

Performance Metrics

- a. Average Time for Project Delivery by Program
 - o Average number of days from application to fund distribution 30-45 days
 - o Average number of days from fund distribution to project commencement - Not applicable. Grants and Loans are awarded for a broad range of purposes with varying expenditure schedules.)
 - o Average number of days from project commencement to project completion- Not applicable. Grants and Loans are awarded for a broad range of purposes with varying expenditure schedules
- b. Amount and % Spent/Obligated on Administrative Activities by Program - \$0 and 0% of this appropriation. Staff costs are covered by appropriations to NCORR for administrative functions

- c. Amount and % Spent/Obligated on Behalf of Recipients by Program -\$4,714,000 had been expended (94%)

Recent Activities for Current Reporting Period (January – March 2021)

No Activity for this Quarter

Contact

Mary Massey, Budget Director, NCORR

Department of Agriculture and Consumer Services

1. NCFS Wildfire Response

SL 2016-124; Subsection 4.1 (10)(a)

Allocates \$23M of the \$25.5M to the North Carolina Forest Service from “The Disaster Recovery Act of 2016” for wildfire response. Wildfires in the western part of the State burned tens of thousands of acres and destroyed hundreds of structures. Starting just weeks after Hurricane Matthew on October 23, 2016, and continuing throughout November, 26 major and dozens of smaller fires impacted air quality across the State. More than 62,000 total acres burned in NC including more than 25,000 acres on land protected by the State. More than 2,400 emergency responders responded to the wildfires and related events. Firefighters from 40 states joined NC to assist in firefighting efforts.

Responsible Department and Agency

North Carolina Department of Agriculture & Consumer Services; NC Forest Service

Funding Allocation Update

Appropriated	\$23,000,000.00
Expended	\$20,404,581.32
Obligated	\$ 0.00
Unobligated Balance	\$ 2,595,418.68

Summary of Activities

- a. 26 Major Fires
- b. More than 62,000 total acres burned
- c. Over 2,400 emergency personnel responded
- d. Value of homes protected exceeded \$383 million

Performance Metrics

- Average Time for Project Delivery by Program
 - Average number of days from application to fund distribution
 - 90 days from receipt of cost documentation
 - Average number of days from fund distribution to project commencement
 - Not applicable

- Average number of days from project commencement to project completion
 - Not applicable
- Amount and % spent/obligated on administrative activities by Program.
 - \$0.00, 0%
- Amount and % spent/obligated on behalf of recipients by Program.
 - \$20,404,581.32, 100%

Recent Activities for Current Reporting Period (January - March 2021)

Project complete. Unexpended funds were reallocated per Session Law 2020-97, Section 3.9 (1) and (2)

Contact

Carrie Sticklin; 919-707-3034; Carrie.Sticklin@ncagr.gov

2. Timber Restoration

SL 2016-124; Subsection (10) (a)

Allocates \$1M of the \$25.5M to the North Carolina Forest Service for disaster-related timber restoration.

Responsible Department and Agency

North Carolina Department of Agriculture & Consumer Services; NC Forest Service

Funding Allocation Update

Appropriated	\$1,000,000
Expended	\$713,246
Obligated	\$0.00
Unobligated Balance	\$286,754

Summary of Activities

- a. 330 timber restoration projects, with 479 practices, on 18,121 acres.

Recent Activities for Current Reporting Period (January – March 2021)

Projects completed in January, 2020, funds may be unallocated.

Contact

Carrie Sticklin; 919-707-3034; Carrie.Sticklin@ncagr.gov

3. Claridge Nursery Operations and Non-Capital Repairs

SL 2016-124; Subsection 4.1 (10)(a)

Allocates \$1.5M of the \$25.5M to the North Carolina Forest Service for repairs and operational expenses at Claridge Nursery in Wayne County.

Responsible Department and Agency

North Carolina Department of Agriculture & Consumer Services; NC Forest Service

Funding Allocation Update

Appropriated	\$1,500,000.00
Expended	\$440,431.68
Obligated	\$1,059,568.32
Unobligated Balance	\$0.00

Summary of Activities

- a. FEMA Grant request submitted
- b. Nursery has been able to use cash reserves to cover majority of operating expenses
- c. Designer hired to develop repair and renovation plan for damaged buildings
- d. Bids have been requested for repair work
- e. Bids received and accepted
- f. Repair and renovation work completed on 6 buildings.
- g. Repair made to damaged seedling refrigeration units.

Performance Metrics (Cumulative since January 1, 2020)

- a. Average Time for Project Delivery by Program
 - a. Average number of days from application to fund distribution
 - i. Not applicable
 - b. Average number of days from fund distribution to project commencement
 - i. Solicitation of design for repairs began immediately following fund availability
 - ii. Completed plans finalized in Spring 2018
 - iii. NCDA&CS takes over as “own general contractor” in June 2019 due to lack of interest in projects.
 - iv. Current Administrative Building Bid was responded to within 5 working days of receipt.
 - c. Average number of days from project commencement to project completion

- i. Projects are ongoing. Average time to completion is approximately 36 months.
- b. Amount and % spent/obligated on administrative activities by Program.
 - a. \$0 and 0% is obligated to administrative items
- c. Amount and % spent/obligated on behalf of recipients by Program.
 - a. \$440,431.68/100%

Recent Activities for Current Reporting Period (January – March 2021)

Repair to main office completed including mold abatement, drywall replacement, flooring replacement, and leak repairs to roof and sky lights.

Contact

Carrie Sticklin; 919-707-3034; Carrie.Sticklin@ncagr.gov

4. AgWRAP Farm Pond and Dam Repair with PEs

SL 2016-124; Subsection 4.1 (10)(b)

Allocates \$1.7M of the \$12.2M to the Division of Soil and Water Conservation for supplemental funding of the Agricultural Water Resources Assistance Program (AgWRAP) to support disaster-related farm pond and dam repairs.

Responsible Department and Agency

North Carolina Department of Agriculture & Consumer Services; Division of Soil & Water Conservation

Funding Allocation Update

Appropriated	\$1,700,000.00
Expended	\$1,344,866.57
Obligated	\$355,133.43
Unobligated Balance	\$0.00

Summary of Activities

- a. The 2016 funds allocated for AgWRAP Farm Pond and Dam Repair are being used primarily to cover the turnkey engineering evaluations, designs, bidding, and construction oversight aspects of pond repair projects. Construction cost share contracts with individual producers are being funded primarily out of the 2017 funds. Construction funds are not obligated until the final design is

completed and approved by the landowner. This is the very last step in a complex process that also requires the farmer to send a check for their contribution to the Division.

- b. The table below reports the current status of engineering progress:

Engineering Activity	# authorized	# Complete	Notes
Engineering Assessment	55	51	4 withdrawn by applicant
Engineering Design	21	13	3 withdrawn by applicant
Bidding & Site Showing	11	10	1 withdrawn by applicant
Construction Oversight	13	12	1 authorized to begin construction,

- c. Referred projects to the USDA Farm Service Agency (FSA) to determine the amount of Federal funding available for these projects. FSA approved Federal funding in the amount of \$2,605,155 for 24 ponds. 14 of these 24 have been withdrawn by the applicant.
- d. Completed twelve pond repair projects, three in Duplin County, two in Lenoir, and one each in Johnston, Lee, Nash, Harnett, Franklin, Robeson, and Sampson County. One pond is authorized to begin construction in Cumberland County.

Performance Metrics (Cumulative since January 1, 2020)

- a. Average Time for Project Delivery by Program
- o Average number of days from application to fund distribution - 310 days
 - o Average number of days from fund distribution to project commencement – 819 days
 - o Average number of days from project commencement to project completion – 121 days
- b. Amount and % spent/obligated on administrative activities by Program. \$12,155, 3.7%
- c. Amount and % spent/obligated on behalf of recipients by Program. \$312,534.52, 96.3%

Recent Activities for Current Reporting Period (January – March 2021)

Completed and paid out engineering expenses for one project completed this quarter and one previously completed repair project.

Contact

Carrie Sticklin; 919-707-3034; Carrie.Sticklin@ncagr.gov

5. Non-field Farm Road Repairs

Allocates \$1.0M of the \$12.2M to the Division of Soil and Water Conservation for non-field farm road repairs.

Responsible Department and Agency

North Carolina Department of Agriculture & Consumer Services; Division of Soil & Water Conservation

Funding Allocation Update

Appropriated	\$550,000*
Expended	\$400,200
Obligated	\$7,861
Unobligated Balance	\$141,939

Summary of Activities

- Soil and Water Conservation Districts, with assistance from the Division of Soil and Water Conservation and the Natural Resources Conservation Service, are conducting site visits, working on cost share contracts with the cooperators, and providing technical assistance.
- Districts developed 153 contracts to repair roads in 17 counties. 124 contracts have been installed and completed. 28 contracts have been cancelled at the request of the applicant.

Performance Metrics (Cumulative since January 1, 2020)

- Average Time for Project Delivery by Program
 - Average number of days from application to fund distribution – 5 days
 - Average number of days from fund distribution to project commencement – 219 days
 - Average number of days from project commencement to project completion – 73 days
- Amount and % spent/obligated on administrative activities by Program. \$7,292, 27%
- Amount and % spent/obligated on behalf of recipients by Program. \$19,966.00, 73%

Recent Activities for Current Reporting Period (January – March 2021)

No activities to report.

* Reallocated \$450,000 to stream debris removal as of the July 2019 meeting of the NC Soil and Water Conservation Commission.

Contact

Carrie Sticklin; 919-707-3034; Carrie.Sticklin@ncagr.gov

6. Stream Debris Removal

SL 2016-124; Subsection 4.1 (10)(b)

Allocates \$9.5M of the \$12.2M to the Division of Soil and Water Conservation for stream debris removal.

Responsible Department and Agency

North Carolina Department of Agriculture & Consumer Services; Division of Soil & Water Conservation

Funding Allocation Update

Appropriated	\$9,950,000.00*
Expended	\$9,538,676.56
Obligated	\$411,323.44
Unobligated Balance	\$0.00

Summary of Activities

- a. The Department has 40 fully executed contracts with local sponsors including cities, counties, soil and water conservation districts, and organizations.
 - a. 25 of these agreements have funds from both 2016 and 2017 appropriations
- b. Local sponsors have cleared 1,996.00 miles of waterways with funding from both 2016 and 2017.
- c. Thirty-three contracts have been completed.

Performance Metrics (Cumulative since January 1, 2020)

- a. Average Time for Project Delivery by Program
 - o Average number of days from application to fund distribution - 23 days
 - o Average number of days from fund distribution to project commencement - 89 days

- o Average number of days from project commencement to project completion – 1,062 days
- b. Amount and % spent/obligated on administrative activities by Program.
\$29,172.44, 3%
- c. Amount and % spent/obligated on behalf of recipients by Program.
\$950,017.47, 97%

Recent Activities for Current Reporting Period (January – March 2021)

The Division paid \$2,000.00 to 1 local sponsors for work completed for 2016 and \$672,255.52 to 6 local sponsors from 2016 and 2017 funding.

* Reallocated funds from Non-field Farm Repair as of the July 2019 meeting of the NC Soil and Water Conservation Commission.

Contact

Carrie Sticklin; 919-707-3034; Carrie.Sticklin@ncagr.gov

7. Cherry Research Farm Dike Repair

SL 2016-124; Subsection 4.1 (10)(c)

\$250k of the \$37,950,000 to the Research Stations Division for dike repairs at the Cherry Research Farm in Wayne County.

Responsible Department and Agency

Department of Agriculture and Consumer Services; Research Stations Division

Funding Allocation Update

Appropriated	\$250,000
Expended	\$100,470
Obligated	\$149,530
Unobligated Balance	\$0

Summary of Activities

- a. Design of repairs to the berm are complete and reviewed. Bid solicitation has commenced and contract awarded to repair berm on July 7, 2020. Actual repair of berm started in Sept 2020 and repairs have been slowed due to wet soils and

rain. Project is 60% complete. Project was requested to be extended to Jan 15, 2021.

Performance Metrics (Cumulative since January 1, 2020)

- a. Average Time for Project Delivery by Program
 - o Average number of days from application to fund distribution – 90 days
 - o Average number of days from fund distribution to project commencement – 730 days
 - o Average number of days from project commencement to project completion – 1000 days
- b. Amount and % spent/obligated on administrative activities by Program.
 - o 5%; \$1570
- c. Amount and % spent/obligated on behalf of recipients by Program.
 - o NA

Recent Activities for Current Reporting Period (January – March 2021)

The project has been hindered greatly by continuous rains and wet soils. With several days of dry weather in the forecast, the Contractor is making a push to complete the project within the next two weeks. F&R, the inspecting and monitoring company, has been put on notice to have a technician on site each day to keep the project moving once successful fill operations are in progress. Thus far, two berm breaches have been repaired, with these two being the largest of the four.

Contact Carrie Sticklin; 919-707-3034; Carrie.Sticklin@ncagr.gov

8. AgWRAP Farm Pond and Dam Repair with PEs

SL 2017-119; Subsection 1.3

Allocates \$6.5M of the \$20M to the Division of Soil and Water Conservation for supplemental funding of the Agricultural Water Resources Assistance Program (AgWRAP) to support disaster-related farm pond and dam repairs.

Responsible Department and Agency

North Carolina Department of Agriculture & Consumer Services; Division of Soil & Water Conservation

Funding Allocation Update

Appropriated	\$3,400,000.00*
Expended	\$588,053.88
Obligated	\$1,950,797.41

Unobligated Balance \$861,148.71

Summary of Activities

- a. The 2016 funds allocated for AgWRAP Farm Pond and Dam Repair are being used primarily to cover the turnkey engineering evaluations, designs, bidding, and construction oversight aspects of pond repair projects. Construction cost share contracts with individual producers are being funded primarily out of the 2017 funds. Construction funds are not obligated until the final design is completed and approved by the landowner. This is the very last step in a complex process that also requires the farmer to send a check for their contribution to the Division.
- b. Completed twelve pond repair projects, three in Duplin County, two in Lenoir, and one each in Johnston, Lee, Nash, Harnett, Franklin, Robeson, and Sampson County. One pond is under construction in Cumberland County.

Performance Metrics (Cumulative since January 1, 2020)

- a. Average Time for Project Delivery by Program
 - o Average number of days from application to fund distribution – 94 days
 - o Average number of days from fund distribution to project commencement – 424 days
 - o Average number of days from project commencement to project completion – 246 days
- b. Amount and % spent/obligated on administrative activities by Program. \$0, 0%
- c. Amount and % spent/obligated on behalf of recipients by Program. \$399,452, %

Recent Activities for Current Reporting Period (January – March 2021)

Completed and paid out for one pond repair in Robeson County, authorized construction for one pond repair in Cumberland County.

* Reallocated to stream debris removal as of the July 2019 meeting of the NC Soil and Water Conservation Commission.

Contact

Carrie Sticklin; 919-707-3034; Carrie.Sticklin@ncagr.gov

9. Non-field Farm Road Repairs

SL 2017-119; Subsection 1.3

Allocates \$1.0M of the \$20M to the Division of Soil and Water Conservation for non-field farm road repairs.

Responsible Department and Agency

North Carolina Department of Agriculture & Consumer Services; Division of Soil & Water Conservation

Funding Allocation Update

Appropriated	\$76,338*
Expended	\$71,038
Obligated	\$0
Unobligated Balance	\$5,300

Summary of Activities

- a. Soil and Water Conservation Districts, with assistance from the Division of Soil and Water Conservation and the Natural Resources Conservation Service, are conducting site visits, working on cost share contracts with the cooperators, and providing technical assistance.
- b. Districts developed 15 contracts to repair roads in 7 counties. 13 contracts have been installed and completed.

Performance Metrics (Cumulative since January 1, 2020)

- a. Average Time for Project Delivery by Program
 - o Average number of days from application to fund distribution – 5 days
 - o Average number of days from fund distribution to project commencement – 257 days
 - o Average number of days from project commencement to project completion – 346 days
- b. Amount and % spent/obligated on administrative activities by Program. \$, %
- c. Amount and % spent/obligated on behalf of recipients by Program. \$6,684, 100%

Recent Activities for Current Reporting Period (January – March 2021)

No activities to report.

* Reallocated to stream debris removal as of the July 2019 meeting of the NC Soil and Water Conservation Commission.

Contact

Carrie Sticklin; 919-707-3034; Carrie.Sticklin@ncagr.gov

10. Stream Debris Removal

SL 2017-119; Subsection 1.3

Allocates \$11.5M of the \$20M to the Division of Soil and Water Conservation for stream debris removal.

Responsible Department and Agency

North Carolina Department of Agriculture & Consumer Services; Division of Soil & Water Conservation

Funding Allocation Update

Appropriated	\$15,523,662.00*
Expended	\$10,155,973.09
Obligated	\$5,219,029.29
Unobligated Balance	\$148,659.62

Summary of Activities

- a. The Department has 40 fully executed contracts with local sponsors including cities, counties, soil and water conservation districts, and organizations.
 - a. 25 of these agreements have funds from both 2016 and 2017 appropriations
- b. Local sponsors have cleared 1,996.00 miles of waterways with funding from both 2016 and 2017.
- c. Thirty-three contracts have been completed.

Performance Metrics (Cumulative since January 1, 2020)

- a. Average Time for Project Delivery by Program
 - o Average number of days from application to fund distribution – 23 days
 - o Average number of days from fund distribution to project commencement – 140 days

- o Average number of days from project commencement to project completion – 1,153 days
- b. Amount and % spent/obligated on administrative activities by Program.
\$49,274.94, 1.5%
- c. Amount and % spent/obligated on behalf of recipients by Program.
\$3,162,767.29, 98.5%

Recent Activities for Current Reporting Period (January – March 2021)

The Division paid \$57,555.66 to 3 local sponsors for work completed 2017 funding.
\$672,255.52 to 6 local sponsors from 2016 and 2017 funding.

Contact

Carrie Sticklin; 919-707-3034; Carrie.Sticklin@ncagr.gov

11. Drought Pasture Renovation

SL 2017-119; Subsection 1.3

Allocates \$1.0M of the \$20M to the Division of Soil and Water Conservation to be used for drought relief in the 20 counties in western North Carolina that have been declared a federal disaster by the Secretary of the United States Department of Agriculture due to the prolonged drought.

Responsible Department and Agency

North Carolina Department of Agriculture & Consumer Services; Division of Soil & Water Conservation

Funding Allocation Update

Appropriated	\$1,000,000
Expended	\$865,309
Obligated	\$134,691
Unobligated Balance	\$0.00

Summary of Activities

- a. Soil and Water Conservation Districts have developed 261 contracts for Drought Pasture Renovation over 4,595 acres in 15 counties.
- b. 233 contracts have been completed, restoring 3,981 acres of pasture. To date, farmers cancelled 28 contracts.

Performance Metrics (Cumulative since January 1, 2020)

- a. Average Time for Project Delivery by Program
 - o Average number of days from application to fund distribution – 19 days
 - o Average number of days from fund distribution to project commencement – 155 days
 - o Average number of days from project commencement to project completion – 889 days
- b. Amount and % spent/obligated on administrative activities by Program.
\$41,975.94, 22%
- c. Amount and % spent/obligated on behalf of recipients by Program.
\$151,954.00, 78%

Recent Activities for Current Reporting Period (January – March 2021)

No activities to report.

Contact

Carrie Sticklin; 919-707-3034; Carrie.Sticklin@ncagr.gov

12. Forest Service Emergency Response Equipment

SL 2018-5; Subsection 5.6 (b) (2)e

Provides \$700,000 from the State Emergency Response/Disaster Relief Reserve to purchase emergency response equipment, including fire dozers, truck tractors, and trailers.

Responsible Department and Agency

North Carolina Department of Agriculture & Consumer Services; NC Forest Service

Funding Allocation Update

Appropriated	\$700,000
Expended	\$700,000
Obligated	\$0
Unobligated Balance	\$0

Summary of Activities

- a. Purchase of Fire Control Tractor for Bladen County
- b. Purchase of 35-ton trailer to transport fire control trailer in Bladen County
- c. Purchase of Fire Control Tractor for Harnett County

Recent Activities for Current Reporting Period (January – March 2021)

All funds have been expended; no activities to report.

Contact

Carrie Sticklin; 919-707-3034; Carrie.Sticklin@ncagr.gov

13. Purchase of Bulldozers & Tractor Plows

SL 2019-224; Subsection 2.1 (9)

Allocates \$1M for the purchase of wildland fire emergency response initial attack bulldozers and tractor/plow units.

Responsible Department and Agency

North Carolina Department of Agriculture & Consumer Services; NC Forest Service

Funding Allocation Update

Appropriated	\$1,000,000
Expended	\$1,000,000
Obligated	\$0.00
Unobligated Balance	\$0.00

Summary of Activities

- a. 3 fire control bulldozers have been ordered, received, and paid.
- b. 2 transport trailers (part of the tractor/plow units) have been ordered, received, and paid.

Performance Metrics

- a. Average Time for Project Delivery by Program
 - o Average number of days from application to fund distribution
 - Not Applicable
 - o Average number of days from fund distribution to project commencement
 - Requisitions were entered for the full amount 8 days after notice of SB429 passing.
 - o Average number of days from project commencement to project completion
 - The project has not yet been completed.
- b. Amount and % spent/obligated on administrative activities by Program.

- \$0.00; 0%
- c. Amount and % spent/obligated on behalf of recipients by Program.
 - \$1,000,000; 100%

Recent Activities for Current Reporting Period (January – March 2021)

All equipment has been received and put in service in Caswell, Duplin, and Northampton counties.

Contact

Carrie Sticklin; 919-707-3034; Carrie.Sticklin@ncagr.gov

14. Agricultural Disaster Program

SL 2018-138; Subsection 1.3(3)

\$240M allocated to the Department of Agriculture and Consumer Services, Hurricane Florence Agricultural Disaster Program of 2018, established in Section 5.11 of SL 2018-136. The program will provide financial assistance to farmers for disaster recovery affected by Hurricane Florence.

Responsible Department and Agency

North Carolina Department of Agriculture and Consumer Services

Funding Allocation Update

Appropriated	\$240,000,000.00
Expended	\$233,649,799.13
Obligated	\$0
Unobligated Balance	\$6,350,200.87

Summary of Activities

1. 7,518 eligible applications from 77 counties across NC.
2. \$233,649,799.13 paid out to affected farmers statewide as of March 31, 2021.
3. Four main types of applications: row crops, specialty crops, livestock and poultry, and aquaculture.
4. Assistance was divided into 4 payments due to ongoing addition of disaster counties and applications.

Program Timeline

November 7, 2018	Application Submission Opens
December 20, 2018	Application submission closes (Aquaculture submission remains open)
January 25, 2019	Aquaculture submission closes
January 30, 2019	1 st round of payments begins
March 11, 2019	Application submission opens for Wilkes and Iredell counties
March 23, 2019	Application submission closes for Wilkes and Iredell counties
April 15, 2019	Application submission re-opens for sharing partners and additional crops
April 30, 2019	Application submission closes for sharing partners and additional crops
May 13, 2019	2 nd round of payments begins
June 20, 2019	2 ND round of payments completed
October 11, 2019	3 rd round of payments to specialty crops begins
October 23, 2019	3 rd round of payments to specialty completed
November 6, 2019	Application submission opens for Buncombe, Haywood, Henderson, Rutherford and Transylvania counties
November 20, 2019	Application Submission closes for Buncombe, Haywood, Henderson, Rutherford and Transylvania counties
December 11, 2019	Payments begin to Buncombe, Haywood, Henderson, Rutherford and Transylvania counties
December 23, 2019	Payments completed to Buncombe, Haywood, Henderson, Rutherford and Transylvania counties
January 28, 2020	Final round of payments begins
March 16, 2020	Final round of payments completed

Performance Metrics

- a. Average Time for Project Delivery by Program
 - o Average number of days from application to fund distribution: 56 Days
 - o Average number of days from fund distribution to project commencement: N/A
 - The Florence Aid to Farmers program funds were distributed directly to program applicants. No additional projects were started
 - o Average number of days from payment commencement to payment completion: 332 Days
- b. Amount and % spent/obligated on administrative activities by Program: \$0/0%

- c. Amount and % spent/obligated on behalf of recipients by Program:
\$233,649,799.13/100%

Recent Activities for Current Reporting Period (January – March 2021)

No activities to report.

Contact

Carrie Sticklin; 919-707-3034; Carrie.Sticklin@ncagr.gov

15. Agriculture Recovery for Farmers

SL 2018-136; Subsection 6.1 (23)

Allocates \$50M to the Department of Agriculture and Consumer Services to assist farmers with recovery activities such as hay relief, pasture renovation, non-field farm road repair, best management practices renovations, reforestation efforts and to provide federal matches as needed.

Responsible Department and Agency

North Carolina Department of Agriculture & Consumer Services; Division of Soil & Water Conservation, NCFS

Funding Allocation Update

Appropriated	\$50,000,000
Expended	\$12,769,711.10
Obligated	\$18,895,461.20
Unobligated Balance	\$18,334,827.70

Summary of Activities

- a. 2019
 - o Florence Reforestation Fund reimbursed 185 unduplicated landowners
 - o 215 projects, 214 forestry practices on 7,897 acres
- b. 2020
 - a. Florence Reforestation Fund reimbursed 245 unduplicated landowners
 - b. 274 projects, 635 forestry practices on 27,114 acres
- c. 2021
 - a. Florence Reforestation Fund reimbursed 14 unduplicated landowners
 - b. 14 projects, 14 forestry practices on 449 acres

- d. The Department has received applications from 70 local sponsors (counties, soil and water conservation districts, drainage districts, municipalities, and NGOs) to address restoration of critical drainage networks by removing vegetative debris and sediment deposited during Hurricane Florence that is impeding drainage. This is being done in close coordination with the USDA Emergency Watershed Protection Program. For sites approved for federal assistance, state funds are being used to provide the non-federal match to local sponsors.
- e. The Department received state funding to supplement federal funds to Emergency Conservation Program (ECP) payments, such that producers receiving ECP assistance may pay as little as 7 percent of eligible costs for covered activities.
- f. The Soil and Water Conservation Commission approved eight eligible cost share practices and allocations for soil and water conservation districts to contract with farmers and landowners to install best management practices to help address the damage that Hurricane Florence caused.
 - a. Winter Forage Crop Planting – This practice is intended to establish winter forage crops to replace lost livestock feed and to provide a late season receiving crop to enable livestock to manage wastes going into the winter. Local soil and water conservation districts implemented 77 contracts of Winter Forage Crop replanting 4,957 acres of annual grasses in 19 counties. All contracts have been completed and the program is closed.
 - b. Disaster Pasture Renovation – This practice is intended to restore pastureland and spray field vegetation that was damaged by flood waters. Local districts developed 173 contracts with farmers who are seeking assistance to restore 5,650 acres. 93 of these contracts have been implemented replanting 2,875 acres of pastureland in 23 counties. To date, 8 farmers cancelled their contracts. Additional acres will be planted during the fall planting season.
 - c. Disaster Lagoon Management - This program assists farmers with the costs of extraordinary actions needed to manage waste lagoons associated with livestock operations. Soil and water conservation districts have approved and implemented 126 contracts of Disaster Lagoon Management Incentive properly applying 134 million gallons of lagoon liquid in 13 counties. All contracts have been completed and the program is closed.
 - d. Agricultural Pond Repair/Retrofit and Emergency Agricultural Pond Repair/Retrofit – These two practices assist farmers to repair or rebuild

agricultural water supply ponds damaged during Hurricane Florence. Districts have approved 24 contracts in eight counties to repair damaged ponds. Repairs have been completed for 16 ponds. Two contracts were added during this time.

- e. Non-field Farm Road Repair and Emergency Access Restoration – These two practices assist farmers to repair farm access roads that were damaged during Hurricane Florence. Local districts have developed 370 farm road repair contracts in 28 counties; farmers cancelled 32 of these contracts. To date 284 contracts have been completed. Four districts received allocations for new contracts (3 out of 4 have been contracted) 17 were installed in three counties spending \$26,641.
- g. The Division developed design tools to expedite practice design and installation.
- h. The Division improved program delivery by implementing process improvements to speed contracting, construction certification and payment.
- i. The Division coordinates with USDA on road repair and pond repair projects to ensure federal and state funds are used cooperatively.

Performance Metrics (Cumulative since January 1, 2020)

- a. Average Time for Project Delivery by **NCFS Program**
 - o Average number of days from application to fund distribution
 - Additional \$2.5M awarded to NCFS was announced December 2020. Applications began to receive allocation for project funding in January 2021.
 - o Average number of days from fund distribution to project commencement
 - Project funding is available immediately to landowners once funding is complete.
 - o Average number of days from project commencement to project completion
 - Landowners are required to complete projects before May 1, 2022 expiration date.
- b. Amount and % spent/obligated on administrative activities by Program.
 - \$3,061.05, 12% spent, \$21,938.95, 87% obligated on administrative activities by NCFS Program
- c. Amount and % spent/obligated on behalf of recipients by Program.
 - \$1,782,243.13/36% spent, \$2,730,024.00/54% obligated on behalf of recipients by NCFS Program
- d. Average Time for Project Delivery by **DSWC Program**

- Average number of days from application to fund distribution – 61 days
- Average number of days from fund distribution to project commencement – 73 days
- Average number of days from project commencement to project completion – 121 days
- e. Amount and % spent/obligated on administrative activities by Program.
\$97,369.10, 1.2%
- f. Amount and % spent/obligated on behalf of recipients by Program.
\$8,229,934.04 98.8%

Recent Activities for Current Reporting Period (January – March 2021)

NC Forest Service Activities

FRF funded 478 projects, 991 practices on 43,027 total practice acres since January 2021 totaling \$2,115,028.00. Florence Reforestation Fund reimbursed \$22,208.91 to 14 unduplicated landowners for 14 projects, 14 forestry practices on 449 acres.

Division of Soil & Water Conservation Activities

ECP- The Department has paid out \$649,972.32 to 163 producers that were affected by Hurricane Florence. FSA reported additional producers that received payment, letters were sent to these producers.

The Department has allocated debris removal funds to 70 local sponsors. 63 contracts are fully executed. For 36 of the 70 local sponsors, NCDA&CS funds are matching more than \$26.7 million in USDA Emergency Watershed Protection Program funding. Eight contracts are complete. The Division paid \$742,977.17 to 17 local sponsors for work completed.

Two districts received allocations for new Florence Pond Repairs contracts (1 of 2 have been contracted). No payment during this quarter.

17 contracts for farm road repairs were implemented and paid out in 3 counties, totaling \$26,641.00. Three contracts were cancelled. Four districts received allocations for new farm road repairs (3 out of 4 have been contracted)

Two pasture renovation contracts were cancelled. No payments during this quarter.

Contact

Carrie Sticklin; 919-707-3034; Carrie.Sticklin@ncagr.gov

Department of Commerce

1. Grants to Repair, Replace and Build New Infrastructure

SL 2016-124 Section 4.1 (8)

Grants to local governments to assist with the repair or replacement of public infrastructure or for new infrastructure to support new residential structures in areas outside the 100-year floodplain. Infrastructure includes water, sewer, sidewalks, storm drainage, public buildings and other similar projects to provide assistance for Hurricane Matthew, the western wildfires, and Tropical Storms Julia and Hermine.

Responsible Department and Agency

North Carolina Department of Commerce, Rural Economic Development Division

Funding Allocation Update

Appropriated	\$10,000,000.00
Expended	\$6,591,316.64
Obligated	\$3,408,683.36
Unobligated Balance	\$0.00

Summary of Activities

- a. Awarded 16 grants
- b. Paid \$325,152 to OSBM for reporting requirements
- c. \$6,591,316.64 has been paid to grantees through December 31, 2020 based upon grantee requests for funds
- d. Six grantees have drawn down all funds and the grants are closed out.

Performance Metrics

- a. Average Time for Project Delivery by Program
 - o Average number of days from application to fund distribution-30 days
 - o Average number of days from fund distribution to project commencement-45 days
- b. Amount and % spent/obligated on administrative activities by Program.-Paid to OSBM- \$325,152-.03%
- c. Amount and 0% spent/obligated on behalf of recipients by Program.-\$0

Recent Activities for Current Reporting Period (January – March 2021)

Commerce issued payments totaling \$7,272, toward grantee payment requests during the quarter. Staff participated in three meetings with grantee and funder representatives for the Town of Princeville project. Grantees have reported that 60,025 residential and non-residential units will benefit from infrastructure repairs/replacements.

Contact

Melody Adams, 919-814-4661, melody.adams@nccommerce.com

Department of Environmental Quality

1. Grants for Environmental Infrastructure

SL 2016-124, 4.1 (9)

Program service charges in the amount of \$325,152 per agency were paid to the Office of State Budget and Management (OSBM) and to the Department of Public Safety, Division of Emergency Management (DEM) for administration, technical assistance, and program management services.

Responsible Department and Agency

Department of Environmental Quality, Division of Administration

Office of State Budget and Management

Department of Public Safety, Division of Emergency Management

Funding Allocation Update

Appropriated	\$650,304
Expended	\$650,304
Obligated	\$
Unobligated Balance	\$

Summary of Activities

- a. Effective and prudent deployment of recovery funds to ensure maximum utilization of federal funds. OSBM provides statewide auditing, financial reporting, financial and budget guidance to all state agencies and other entities specified in the 2016 through 2018 Disaster Recovery Acts.
- b. Funding for DEM's statewide cost to modify storm victim applicant tracking systems to better track environmental studies, environmental status reports, local agency environmental infrastructure projects and related administrative costs associated with storm damage recovery.

Performance Metrics

Not available from DEQ. The funds were transferred for the activities above in FY2016.

Recent Activities for Current Reporting Period (January – March 2021)

All funds expended, no activities to report.

Contact: Office of State Budget and Management
 Department of Public Safety, Division of Emergency Management

2. Emergency Watershed Protection Program Match

SL 2018-138, 1.3 (6)

The Division of Coastal Management has been granted federal assistance under the Emergency Watershed Protection (EWP) program, Natural Resources Conservation Service (NRCS) to restore damages caused by Hurricane Florence. The project focus is removal of destroyed docks, decks, bulkheads, displaced vessels, and other shoreline structures that resulted in widespread marine debris in coastal waterways and on public trust properties from Brunswick County north through Carteret. Debris removal was prioritized through field mapping conducted by NRCS with assistance from the Division. As of February 2, 2020, NRCS and the Division entered into an agreement that includes a total project budget of \$2,416,884.00. This includes \$543,120 in non-federal match. \$250,000 of this match is from the Florence Disaster Bill (SL2018-138) and the \$293,120 is from lapsed salary from the Department of Environmental Quality. Work began in July 2020 and to date over 788,520 pounds of debris, not including weights of several abandoned storm-displaced vessels, has been removed from State owned and public lands.

Responsible Department and Agency

Department of Environmental Quality, Division of Coastal Management

Funding Allocation Update

	Total	SL 2018-138 1.3 (6)
Appropriated	\$250,000	
Expended	\$64,789	
Obligated	\$185,211	
Unobligated Balance	\$	

Summary of Activities

- A contract with the North Carolina Coastal Federation to conduct the debris removal work was finalized on 15 June 2020.
- June-July: The Division and Coastal Federation coordinated on project logistics, including prioritization of debris removal.

- July-present: Debris removal conducted in New Hanover, Onslow, and Carteret counties.

Performance Metrics

- Average Time for Project Delivery by Program
 - Average number of days from application to fund distribution: 454 days (November 7, 2018 – February 4, 2020)
 - Average number of days from fund distribution to project commencement: 160 days (February 4, 2020 – July 15)
 - Average number of days from project commencement to project completion: 300 days (2 extensions have been granted and a 3rd is underway)
- Amount and % spent/obligated on administrative activities by Program: 0
- Amount and % spent/obligated on behalf of recipients by Program. \$244,404, which is 15% of the federal “construction” funds allocated for debris removal. Matching funds do not count towards this percentage.

Recent Activities for Current Reporting Period (January - March 2021)

During the reporting period, the contractor – North Carolina Coastal Federation – has coordinated removal of a few hundred thousand pounds of the total 788,520 pounds of debris removed since project commencement. This debris consisted of chemical-treated dock sections and lumber, and several abandoned vessels generated by Hurricane Florence and located along public shorelines. Removal activities during this period have focused primarily on State and public properties and shorelines including Masonboro Island (New Hanover County), area surrounding Permuda Island Reserve (Onslow County), Hammocks Beach State Park (Onslow County), Rachel Carson Reserve (Carteret County), and Fort Macon State Park. The Division received and processed four invoices from the contractor and is currently processing a fifth. The Division is applying for one more extension with for the EWP project due to a required agreement between DEQ, WRC, and the contractor that took a longer period to execute than anticipated while all parties carefully negotiated agreement language. Additionally, more storm-generated debris has been found in the approved removal areas by the contractor that was not seen during the initial assessment period. An extension would be useful to help remove this additional debris and would not require additional EWP funding or State match.

Contact

Paula Gillikin, 252-838-0886, paula.gillikin@ncdenr.gov

3. Various Projects within DEQ – Division of Coastal Management

SL 2019-224 2.1 (3)

The purpose of this program is to help increase the resilience of N.C.'s coastal communities and natural resources. Part I. *Creating a State Framework for Coastal Resilience Planning & Project Readiness* will fund local vulnerability assessments, develop construction-ready projects, and complete at least one ecosystem restoration or enhancement project. Part II. *Collaborative Resilience Planning and Engineering to Strengthen Ecosystems at the Rachel Carson Reserve* will build upon an existing vulnerability assessment to develop a resilience plan that will help strengthen ecosystems at the Rachel Carson Reserve, which protects the Town of Beaufort. The program will leverage a \$1.14 million federal matching grant to complete these tasks.

Responsible Department and Agency

Department of Environmental Quality, Division of Coastal Management

Funding Allocation Update

	Total SL 2019-224 2.1 (3)
Appropriated	\$1,480,000
Expended	\$11,176.95
Obligated	\$1,629
Unobligated Balance	\$1,467,194.05

Summary of Activities

These funds used as match for a competitive proposal to the 2019 Emergency Coastal Resilience Fund, administered by the National Fish and Wildlife Foundation (NFWF), and NFWF awarded DCM \$1.14 million. DCM hired a Coastal Resiliency Coordinator on September 17th, who is being split funded between the DRA and NFWF funds. DCM is partnering on this project with the N.C. Office of Recovery and Resiliency, N.C. Sea Grant, and The Nature Conservancy. DCM designed and launched the NC Resilient Coastal Communities Program ([RCCP](#)) in October 2020, which consists of four phases:

- Phase 1: Community Engagement and Risk & Vulnerability Assessment
- Phase 2: Planning, Project Selection and Prioritization
- Phase 3: Engineering and Design
- Phase 4: Implementation

Performance Metrics

In response to our Requests for Applications issued in the prior Quarter, DCM received applications from 32 communities and 24 contractors. After review, DCM selected 26 communities and 10 contractors to receive grant awards. DCM expects contracts to begin in March or April 2021.

Recent Activities for Current Reporting Period (January – March 2021)

DCM assembled a team to review applications from communities and contractors.

Following review and discussion, DCM announced that 26 communities 10 contractors would receive funding for the Phases 1 & 2 risk assessment and resilience planning work. A total of \$705,000 is being awarded in contracts between DCM and the 10 contractors.

Contract development is underway. Introductory meetings were held with all communities and contractors, and three program orientation webinars scheduled for April.

The Rachel Carson component part of the project focused on further developing a project knowledge base and conducting change analysis of habitats and shorelines. Project staff worked with the Town of Beaufort to identify synergies between the project and Beaufort's current comprehensive planning efforts.

Contact

Tancred Miller, tancred.miller@ncdenr.gov, 252-808-2808 ext. 224.

4. Disaster Recovery for Coastal Reserves

SL 2019-250, 1.2(9)

This appropriation supports disaster recovery at the DEQ Division of Coastal Management's N.C. Coastal Reserve sites, specifically, "repair, restoration, and related environmental disaster recovery activities." With ten sites located along the coast of N.C., the Coastal Reserve sites received direct impacts from Hurricanes Florence and Dorian such as erosion and deposition on oceanfront and estuarine shorelines, grounded vessels at the Rachel Carson and Masonboro Island Reserves, significant accumulation of large marine debris such as lumber, floating docks and pilings, downed trees blocking trails and roads at 5 reserve sites, missing signs, and damage to the boardwalk at the Currituck Banks and Rachel Carson Reserves. The Reserve's operational budget does not include funding for disaster recovery and these funds are complementing federal funds and partner contributions to complete recovery activities and prepare for the upcoming storm season.

Responsible Department and Agency

Department of Environmental Quality, Division of Coastal Management

Funding Allocation Update

	Total	SL 2019-250 1.2
		(9)
Appropriated	\$50,000.00	
Expended	\$31,603.89	
Obligated	\$17,500.00	
Unobligated Balance	\$896.11	

Summary of Activities

To date, this appropriation has supported clean-up of trails at 4 reserve sites, allowing the sites to reopen safely to the public in fall 2019. This included supplies and travel for downed tree removal and hiring a contractor to remove a hazardous tree. A contract is in place with Atlantic Coast Marine Group (\$40,500) to remove a Dorian-stranded vessel at the Masonboro Island Reserve and large pieces of marine debris at the Rachel Carson and Masonboro Island Reserves (end date of June 30, 2021). Work at the Rachel Carson Reserve is complete, the work at Masonboro Island is in progress. Replacement signs and supplies for the 2020 storm season were purchased. Remaining work at Masonboro Island and to restore storm-damaged Rachel Carson Reserve bird rookery habitat will be completed by June 30, 2021.

Performance Metrics

- a. Average Time for Project Delivery by Program
 - o Average number of days from application to fund distribution – 143
 - o Average number of days from fund distribution to project commencement - 0
 - o Average number of days from project commencement to project completion -730 (anticipated completion June 30, 2021)
- b. Amount and % spent/obligated on administrative activities by Program. - \$0
- c. Amount and % spent/obligated on behalf of recipients by Program. – 49,103.89

Recent Activities for Current Reporting Period (January-March 2021)

Activities for the current reporting period included the following: DEQ, WRC, and Atlantic Coast Marine Group signed a memorandum of agreement regarding the vessel at the Masonboro Island Reserve to facilitate its removal under the Atlantic Coast Marine Group contract. All work will be completed by June 30, 2021.

Contact: Rebecca Ellin, rebecca.ellin@ncdenr.gov, 252.838.0880

5. Grants for Environmental Infrastructure

SL 2016-124, 4.1(9)

The funding from this Session Law within the Division of Energy, Mineral, and Land Resources was used to address five separate projects in response to Hurricane Matthew. The first project addressed issues at Salvo Cemetery that occurred as a direct cause by Hurricane Matthew. Severe erosion began to impact the Salvo Day Use Cemetery in Dare County. Dare County installed a 230 feet vinyl bulkhead and armor stone along the sound front edges. This project was completed in June 2018. Projects two and three included the planning and implementation of controlled emergency breaches of Woodlake Dam in Moore County and Gables Dam in Cumberland County to render them safe. Both dams were severely damaged as a result of Hurricane Matthew threatening the life, health, safety and property of the downstream public. Projects one through three are complete. Projects four and five can be classified as Safety and Resilience projects that include dam overtopping studies of over 200 dams in the Neuse River Basin and approximately 50 dams in the Lumber River Basin. These studies include hydrology and hydraulic modeling to determine likely storm sizes that could overtop the dams in the study population. This information allows the state and local governments to set priorities on responses to dams given limited personnel resources as well as monitor the need for dam modifications in the future. These two study projects are complete at this time. The final published report for the Neuse Basin is complete and published and the report for the Lumber Basin is in final technical edits and is anticipated to be published by the end of May 2021.

Responsible Department and Agency

Department of Environmental Quality, Division of Energy, Mineral, and Land Resources

Funding Allocation Update

	Total	SL 2016-124 4.1 (9)
Appropriated		\$3,229,487.00*
Expended		\$3,206,653.00
Obligated		\$22,834.00
Unobligated Balance		\$0.00

Summary of Activities

- DEQ/DEMLR/Dam Safety Implemented a controlled emergency breach of Woodlake Dam (Moore County)

- DEQ/DEMLR/Dam Safety Implemented a controlled emergency breach of Gables Dam (Cumberland County)
- Emergency Response, Safety and Resilient Overtopping study of over 260 dams in the Neuse and Lumber River Basins

Salvo Cemetery Bulkhead

- a. Dare County was the recipient of the funding.
- b. A contractor was selected, and design was prepared.
- c. Construction started in May 2018 and was completed in late June 2018.

Performance Metrics

1. Salvo Cemetery Bulkhead

Salvo Cemetery Bulkhead

- a. Average Time for Project Delivery by Program
Application by County made in early 2018. Contractor selected by County following State procurement rules.

Funds were distributed as specific tasks were completed. (1) bulkhead design, (2) securing permits, (3) construction of bulkhead and backfill of sand, (4) documentation of project completion. From start to finish approximately 8 months. This project is complete.
- b. Amount and % spent/obligated on administrative activities by Program.
- c. Amount and % spent/obligated on behalf of recipients by Program.

2. Woodlake Dam (Moore County)

- a. Average Time for Project Delivery by Program
 - i. Average number of days from application to fund distribution
 1. Not applicable as project undertaken directly by DEQ
 - ii. Average number of days from fund distribution to project commencement
 1. Not applicable as project undertaken directly by DEQ
 - iii. Average number of days from project commencement to project completion
 1. Approximately two years as there was a lot of legal work that had to be done during this project by DEQ, State Construction, and the Attorney General's Office to meet state emergency, contracting, safety and regulatory guidelines. This project is complete.
- b. Amount and % spent/obligated on administrative activities by Program.
This work was performed by DEQ with Time Limited Staff, Engineering Design Consultants and Contractors that worked directly for DEQ.
- c. Amount and % spent/obligated on behalf of recipients by Program.

Not applicable.

3. Gables Dam (Cumberland County)

- a. Average Time for Project Delivery by Program
 - i. Average number of days from application to fund distribution
 - 1. Not applicable as project undertaken directly by DEQ
 - ii. Average number of days from fund distribution to project commencement
 - 1. Not applicable as project undertaken directly by DEQ
 - iii. Average number of days from project commencement to project completion
 - 1. Approximately two years as there was a lot of legal work that had to be done during this project by DEQ, State Construction, and the Attorney General's Office to meet state emergency, contracting, safety and regulatory guidelines. This project is complete.
- b. Amount and % spent/obligated on administrative activities by Program.

This work was performed by DEQ with Time Limited Staff, Engineering Design Consultants and Contractors that worked directly for DEQ. Less than 5% was used toward administrative activities.
- c. Amount and % spent/obligated on behalf of recipients by Program.

Not applicable.

4. Neuse River Basin Dam Overtopping Study

- a. Average Time for Project Delivery by Program
 - i. Average number of days from application to fund distribution
 - 1. Not applicable as project undertaken directly by DEQ
 - ii. Average number of days from fund distribution to project commencement
 - 1. Not applicable as project undertaken directly by DEQ
 - iii. Average number of days from project commencement to project completion
 - 1. Approximately three years as this work involved digital scanning of existing dam files, development of a dams database with the US Army Corps of Engineers, surveying of dams, development of the study model, implementation of the study model and contracting with five Engineering Consulting Firms to assist in performing the computer dam models. Future projects will move forward much faster because of the infrastructure this project set up. This project was completed in October of 2020 and the final report was published in March of 2021. All contractual payments have been completed and this project is complete.
- b. Amount and % spent/obligated on administrative activities by Program.

This work was performed by DEQ with three Time Limited Staff, existing staff and

Contracted engineering firms. Less than 5% was used toward administrative activities.
- c. Amount and % spent/obligated on behalf of recipients by Program.

Not applicable.

5. Lumber River Basin Dam Overtopping Study

a. Average Time for Project Delivery by Program

i. Average number of days from application to fund distribution

1. Not applicable as project undertaken directly by DEQ

ii. Average number of days from fund distribution to project commencement

1. Not applicable as project undertaken directly by DEQ

iii. Average number of days from project commencement to project completion

1. Approximately 12 months as this work involved surveying of dams, implementation of the study model and contracting with three Engineering Firms to assist in performing the computer dam models. This project took place much quicker than project 4 due to taking advantage of the process initially developed by project 4. This project is complete, and it is anticipated that the final report will be published in May of 2021.

b. Amount and % spent/obligated on administrative activities by Program.

This work was performed by DEQ with three Time Limited Staff, existing staff and

Contracted engineering firms. Less than 5% was used toward administrative activities.

c. Amount and % spent/obligated on behalf of recipients by Program.

Not applicable.

Recent Activities for Current Reporting Period (January – March 2021)

Dam Overtopping Hydrology and Hydraulic (H&H) Study

The purpose of this study is to deliver hydrologic and hydraulic (H&H) computer modeling, modeling reports/results, and a database to house the data collected from the H&H studies for 210 dams housed in the Neuse River Basin and 51 dams in the Lumber River Basin. The data, reports, and models collected from these targeted dams (high hazard and larger impoundments) are generated and available for use by the North Carolina Emergency Management Emergency Operations Center (NCEM EOC), Division of Energy, Mineral, and Land Resources (DEMLR), US Army Corps of Engineers (USACE), Local Emergency Management services and other State & Local agencies. This information will provide more complete and accurate data that could be used for emergency flood response, such as the amount and intensity of precipitation that it would take to overtop dams. This data may also be used to prepare for extreme flooding events, emergency response during the events, advise dam owners to draw down water levels behind structures in advance to a storm event to help with flash flooding and flood control, and to alert emergency management personnel of potential hazards before and during events.

This study is part of a larger project that also includes digitizing all historical data and engineering documents supported by a geodatabase currently being constructed by the USACE for our DEMLR Dam Safety Program to further enhance information availability, improve emergency response and contribute to our overall State resilience efforts.

Summary of Work:

The study for both the Neuse Basin and Lumber Basin are complete. The Volume comprising the 210 dams in the Neuse Basin has been published for download by Local and State EM with the following Laserfiche Link.

<https://edocs.deq.nc.gov/EnergyMiningLandResources/Browse.aspx?dbid=0&starticid=17>

The Volume comprising the 51 dams in the Lumber Basin is complete and going through final technical edits. This Volume is anticipated to be published by the end of May 2021.

Contacts

W.E. Toby Vinson, Jr., PE, DEMLR Chief of Program Operations, 919-707-9201,
toby.vinson@ncdenr.gov

Dr. Kenneth B. Taylor, PG, State Geologist and Section Chief, (919) 707-9211,
kenneth.b.taylor@ncdenr.gov

*Includes Salvo Cemetery Funds

6. Landslide Mapping**SL 2018-5 5.6(b)(2) a**

Funding was authorized to establish again a Landslide Mapping Team in the N.C. Geological Survey Section of DEMLR. The team is composed four (4) geologists who document the landslide modes of failure, areal extent of landslide impacts, and effects and impacts on individuals, property, residences, and infrastructure.

Responsible Department and Agency

Department of Environmental Quality, Division of Energy, Mineral and Land Resources

Funding Allocation Update

	Total	SL 2018-5 5.6(b)(2)
	a	
Appropriated	\$ 3,600,000.00	
Expended	\$1,068,063.10	
Obligated	\$,967,303.06	
Unobligated Balance	\$1,564,633.84	

Summary of Activities

- Landslide mapping team completed landslide mapping in Polk County, and is now concentrating on Rutherford County through in-house mapping, and contract mapping by Appalachian Landslide Consultants, PLLC (ALC) and, in coordination with Western Carolina University. Polk County landslide mapping to date: 920 landslides, 685 outlines of areas affected by landslides (547 acres), and 287 deposits from past landslide activity (4,922 acres) have been mapped and entered the N.C. Geological Survey's landslide geodatabase. Geostatistical analysis of landslide data are complete A formal report on the findings has been submitted for peer review and publication.
- Rutherford County NCGS and ALC landslide mapping to date: 683 landslides, 596 outlines of areas affected by landslides (432 acres), and 235 deposits from past landslide activity (2,889 acres).
- Conduct responses to landslides when requested by the State Division of Emergency Management, county emergency managers, local governments, or the public. To date 84 landslides have been mapped and entered the landslide geodatabase as part of landslide response activities in 13 western North Carolina counties.
- Contracted with UNC-Asheville NEMAC (National Environmental and Modeling and Analysis Center) [Contractor] for geospatial data support including development of a web-based landslide map viewer. Landslide data for western N.C., a users' guide and hazard maps for Macon, Watauga, Buncombe, Henderson Counties, and Polk County are now publicly available on a beta version web map viewer. NEMAC conducted a user experience survey, and upgrades to the web map viewer and associated story maps are in progress.
- The landslide Mapping Team conducts outreach and education on the landslide hazard to county government, municipal governments, state agencies, property owners, and professional organizations related to the hazard.

- Landslide monitoring equipment is operated and maintained at 9 sites in western North Carolina in collaboration with the U.S. Geological Survey. The monitoring site at the Howard Gap landslide in Polk County includes landslide movement monitoring in cooperation with the U.S. Geological Survey.
- Ongoing coordination with the National Weather Service on identifying and forecasting weather conditions related to landslides, and public advisories in public weather statements and briefings.

Performance Metrics

- Average Time for Project Delivery by Program
 - NEMAC Contract – Work assignments for years 1 and 2 complete; year 3 work assignments are underway. Total payments to date: \$175,000. A \$62,934.54 invoice processing for payment and will bring the total payments to \$237,934. This \$300,000 contract ends June 30, 2021.
 - ALC Contract – **Polk County:** Task Orders 1 and 2 mapping complete; final data reviewed and in the landslide geodatabase. **Rutherford County:** Task Order 3 field mapping is complete; final field review to be scheduled. Task Order 4 is underway. Total payments to date: \$235,801.57. Amount and % spent/obligated on administrative activities by Program (2-5%).
- Amount and % spent/obligated on behalf of recipients by Program (5%).

Recent Activities for Current Reporting Period (January - March 2021)

In Polk County the landslide mapping and QC review of the data are complete. Data are publicly available in the landslide web map viewer. Landslide susceptibility modeling is complete (where landslides like debris flows may start); and debris flow pathways modeling (debris flows are likely to go) is complete and in review for Polk County. Preliminary landslide susceptibility models are complete for 21 additional western N.C. counties.

Use of QL1 lidar, satellite imagery (normalized difference vegetative index) and Unmanned Aerial Systems (UAS) technology for landslide mapping and analysis is implemented for routine landslide mapping and landslide responses.

National Center for Airborne Laser Mapping (NCALM) research grade lidar collected in winter 2020-2021 in cooperation with NCSU in areas of Polk and Rutherford County received 2021/01/21. Data processing and landslide change detection analysis in progress to identify active landslides.

Research activities are ongoing on the August 9, 2020 M5.1 Sparta, Alleghany County earthquake in coordination with the U.S. Geological Survey, NCSU, UNC-Chapel Hill, and State and Alleghany County Emergency Management. A preliminary map of the earthquake fault and ground breaks is in progress for publication.

Contact

Kenneth Taylor, Ph.D., P.G., State Geologist and Section Chief, N.C. Geological Survey Section, DEMLR, DEQ. e-mail: Kenneth.B.Taylor@ncdenr.gov [919-707-9211 office].

7. Various Projects within DEQ - DEMLR

SL 2019-224, 2.1(3)

This project is a continuation of our two Safety and Resilience projects that were initiated under **SL 2016-124 4.1 (9)**. In those projects, the DEMLR Dam Safety Program developed hydrology and hydraulic models to determine storm sizes (the amount of rain) that would cause ~261 dams in the Neuse and Lumber River Basins to overtop. Dam overtopping is a sign of inadequate spillway capacity but more importantly is a characteristic of dams in stress which could lead to failure of the dam. This project will continue this overall study effort into the Cape Fear River Basin. The information gained in this study will allow State and Local governments to set priorities on responses to dams given limited personnel resources as well as monitor the need for dam modifications in the future. The two studies funded under **SL 2016-124 4.1 (9)** have been completed. DEMLR Dam Safety has completed contracts with the engineering service firms under **SL 2019-224 2.1(3)** to begin the next phase expansion into the Cape Fear River Basin to study approximately 326 dams. The contractors have begun field data gathering at this time.

Responsible Department and Agency

Department of Environmental Quality, Division of Energy, Mineral, and Land Resources

Funding Allocation Update

	Total	SL 2019-224 2.1 (3)
Appropriated	\$2,356,674.00	
Expended	\$	0.00
Obligated	\$2,356,674.00	
Unobligated Balance	\$	0.00

Summary of Activities

- Model development process for the Cape Fear Study is complete and we have contracted with RTI and engineering services to gather field data and model each dam.
- Field data gathering has begun this quarter.

Performance Metrics Cape Fear Dam Overtopping Study

- d. Average Time for Project Delivery by Program
 - i. Average number of days from application to fund distribution
 1. Not applicable as project undertaken directly by DEQ
 - ii. Average number of days from fund distribution to project commencement
 1. Not applicable as project undertaken directly by DEQ
 - iii. Average number of days from project commencement to project completion
 1. It is anticipated that this project will take approximately 18 months, starting in January 2021, as this work involves surveying of dams, implementation of the study model and contracting with Engineering Firms to assist in developing the dam models. This project will take place much quicker on a time per dam basis than with the initial projects in the Neuse and Lumber basins due to taking advantage of the process initially developed by that project. We do anticipate a longer period of time to complete as was provided in the first report as we are including 50 % more dams (326) than originally visioned possible in the first quarter. We also anticipate leveraging cost savings from the engineering service firms to possibly expand this study into other river basins impacted by Hurricanes Matthew and Florence.
 2. It is also anticipated that the Probable Maximum Precipitation Study, if it cannot be funded by NCORR through Federal HUD grants, will take as long as 18-24 months due to the size of the project and with coordinating with capturing cost savings by teaming with the State of South Carolina in developing the study for both States. At this time, we have been notified that NCORR will be able to use HUD funding for the PMP study. Once verified, we will re-apply DR funding to further expansion of our H&H studies.
- e. Amount and % spent/obligated on administrative activities by Program.
This work is performed by DEQ with three Time Limited Staff, existing staff and Contracted engineering firms. It is anticipated that less than 5% of the total project costs will go to administrative activities.

- f. Amount and % spent/obligated on behalf of recipients by Program.
Not applicable.

Recent Activities for Current Reporting Period (January - March 2021)

Staff have completed the model plan and have just completed contracts with the necessary engineering services firms to perform this work. Staff have identified the dams to be included in this project within the Cape Fear River Basin. Project kick-off began in January 2021 and field data gathering is underway at this time.

Contact

W.E. Toby Vinson, Jr., PE, DEMLR Chief of Program Operations, 919-707-9201,
toby.vinson@ncdenr.gov

8. Commercial Fishing Assistance

SL 2018-136, 6.1(19) and SL 2018-138, 1.3(5)

The Commercial Fishing Assistance program was designed to help make up for the losses to the state's nearly billion-dollar commercial fishing industry due to the storm.

Compensation based on income losses from September, October and November harvest reductions due to Hurricane Florence as documented by state harvest records.

Responsible Department and Agency

Department of Environmental Quality, Division of Marine Fisheries

Funding Allocation Update

	Total	SL 2018-136 6.1 (19)	SL 2018-138 1.5 (5)
Appropriated	\$1,600,000		\$10,000,000.00
Expended	\$1,600,000		\$ 9,940,611.32
Obligated	\$0.00		\$ 0.00
Unobligated Balance	\$0.00		\$ 59,388.68

Summary of Activities

- 1,782 award letters were mailed to eligible Commercial Fisherman for September landings.
- 728 checks disbursed for September losses totaling \$3,568,446.09.
- 1,829 letters were mailed to eligible Commercial Fisherman for October and November landings
- 1,041 checks disbursed for October and November losses totaling \$7,456,025.99.

- e. An additional final check write was sent out on June 12, 2019 to 1,176 fishermen who participated in the program totaling \$450,000.

Performance Metrics

- a. Average Time for Project Delivery by Program
 - o Average number of days from application to fund distribution – There was no application process for these funds. Legislation was enacted on 10/16/18 (\$1.6 million) & 12/3/18 (\$10 million). The first phase of fund distribution was for September losses and occurred over multiple check writes between 1/31/19 and 5/13/19. The second phase of fund distribution was for October and November losses and occurred over multiple check writes between 4/3/19 and 5/13/19. The third phase and final phase of fund distribution covered the months of September, October and November and was sent out to exhaust the existing funds from the assistance program on 6/12/19.
 - o Average number of days from fund distribution to project commencement – The legislation was enacted on 10/16/18 and 12/3/18 and the first funds were distributed on 1/31/19, approximately 60 days.
 - o Average number of days from project commencement to project completion – The legislation was enacted on 10/16/18 and 12/3/18 and final checks were distributed on 6/12/19, approximately 180 days.
- b. Amount and % spent/obligated on administrative activities by Program.
\$66,139.34 was expended on administrative activities/0.57%
- c. Amount and % spent/obligated on behalf of recipients by Program.
\$11,474,472.08 distributed to Commercial Fishermen/98.9%

Recent Activities for Current Reporting Period (January – March 2021)

This program resulted in a total of 2,945 individual checks to 1,176 fishermen totaling \$11,474,472.08. This program was able to cover 85.4% of September losses, 91.76% of October losses, and 82.29% of November losses. The program is complete.

Contact

Beth Govoni, Administrative & Maintenance Services Section Chief
(252) 808-8005 office
Beth.Govoni@ncdenr.gov

9. Marine Debris Cleanup

SL 2018-136, 6.1(20)

The North Carolina General Assembly approved funding of \$400,000 to remove marine debris from North Carolina coastal waters and public trust properties. The funds are to be used by the North Carolina Coastal Federation to contract with third parties to collect.

Responsible Department and Agency

Department of Environmental Quality, Division of Marine Fisheries

Funding Allocation Update

Appropriated	\$400,000
Expended	\$400,000
Obligated	\$0.00
Unobligated Balance	\$0.00

Summary of Activities

- a. Documenting the types and locations of marine debris that needs to be collected; securing additional federal and state funds to increase collection efforts; Logistical discussions regarding how to use third party contractors for the identification, collection, transport, disposal and tracking of marine debris; and Identification of third-party contractors and their capabilities in order to determine how best to secure their services for the project.
- b. Marine Debris Site Inventory: Federation staff worked with community partners including local, state and federal government representatives, Hammocks Beach State Park, local boat captains and state agencies to conduct a preliminary site assessment of the locations of concentrations of marine debris in public trust areas of the coast impacted by Hurricane Florence. Federation staff and volunteers surveyed estuarine islands by boat and through marsh walks to locate and photograph marine debris that needs to be collected. Boat surveys in Bogue Sound, Bogue Inlet, White Oak River, Bear Creek, and Hammocks Beach State Park were conducted in December and January. One of these surveys included three potential contractors that identified substantial amounts of marine debris including treated lumber, abandoned and derelict vessels, remnants of docks, piers and pilings and multiple other storm debris. With additional financial assistance from the Natural Resources Conservation Service, a more formal Damage Assessment Survey is still being completed that covers a geographic area from Hyde County to Wilmington. This survey will help to focus the use of additional federal and state funds as well as the current cleanup.

- c. **Leveraging State Funds for Additional Federal Funding:** The federation is working with the N.C. Division of Coastal Management to secure up to \$1 million in additional federal funding from the Emergency Watershed Program run by the Natural Resources Conservation Service (NRCS) to expand the marine debris removal efforts described in this document. This additional federal funding will be matched with a portion of the funding from this project as well as an additional \$250,000 appropriated by the N.C. General Assembly to the Division. If approved by NRCS, this additional funding will allow the federation and Division to include much of the entire coast of N.C. in their cleanup efforts and to remove many abandoned vessels. The request for this additional federal funding has received preliminary approval from NRCS.
- d. **Cleanup:** The federation has executed contracts with third party contractors to collect marine debris. The clean-up process consists of three phases. Phase I is the collection of smaller debris that consists of plastic bottles, Styrofoam pieces, aluminum cans, food containers and an assortment of consumer and household debris. Phase II clean-up efforts focus on the heavier wooden debris such as dock, pilings, decking and pressure treated wood that requires heavy equipment for removal. Phase III will focus on abandoned and derelict vessels.

Performance Metrics

- a. **Average Time for Project Delivery by Program**
 - o Average number of days from application to fund distribution - contract executed December 6, 2018, first fund distribution December 18, 2018, second fund distribution March 26, 2019, third/final fund distribution June 26, 2019.
 - o Average number of days from fund distribution to project commencement – legislation enacted October 18, 2018, contract executed December 6, 2018 and first funds were distributed on December 18, 2018, approximately 60 days.
 - o Average number of days from project commencement to project completion – approximately 365 days
- b. **Amount and % spent/obligated on administrative activities by Program.** – 0%
- c. **Amount and % spent/obligated on behalf of recipients by Program.** – 100%

Recent Activities for Current Reporting Period (January – March 2021)

Phase I:

In the Coastal Federation's central region, contractors removed smaller and lighter debris items that mechanical equipment can't remove. Using hand labor, the debris is bagged and removed to landfills in rented dumpsters. These contractors are commercial fishers and

other local residents hired at a daily rate. The standard cleanup crew for this part of the project includes a lead contractor who provides transportation and boats, a crew foreman, and five additional watermen for the work crew. This work crew started February 11 and finished April 12 and mainly focused on publicly owned dredge spoil islands. The crew collected 12.6 tons (25,100 pounds) of marine debris. The crew also removed debris from the 1.3-mile shoreline of Huggins Island, which is part of Hammocks Beach State Park. Using hand labor, the debris is bagged and taken to a 40-yard dumpster. The federation coordinated the placement of the dumpster with Waste Removal LLC at a local marina in Swansboro. The work crew fills the dumpster at the end of each work day and calls for the debris to be carried to the landfill once full.

In the Coastal Federation's South East region, a 4-person crew started April 30. The crew began in the lower New River and are currently working in Stump Sound. The crew has covered 22 miles of shoreline including islands, embankments and creeks. They completed a preliminary clean-up of the shoreline (3 miles) of the Permuda Island Coastal Reserve. The majority of their work has been in Onslow County. As of June 30 the crew had picked up 48.2 tons. Approximately 3-5 tons of this debris was removed from within the Permuda Island Coastal Reserve. All of this work has been done by hand. The crew should concluded their work between August 8 and August 16.

Phase II:

A local marine contractor used barges, dumpsters, excavator and other equipment to pick up and remove the larger and much heavier marine debris. This contractor focused on navigational hazards in waterways, chemically-treated wood debris on publicly-owned islands and shorelines as well as several abandoned boats. This phase of the cleanup began April 15 and finished June 13. The crew removed 112.7 tons (225,360 pounds) of wooden dock debris, pilings, railings, benches, and 3 abandoned vessels from Hurricane Florence. The crew consisted of an excavator operator, barge operator, and 4-9 person ground crew depending on site. The crew covered 21 miles along the Atlantic Intracoastal Waterway from marker 34-55 including Huggin's Island, which is part of Hammocks Beach State Park.

The federation has also been working with volunteers to educate about the project and involve them in the cleanup process. Since early February, the federation has organized six volunteer groups to remove 3,685 pounds of debris. Volunteers work for approximately 2 hours at each site.

- On February 9, a group of seven volunteers from the Leadership Carteret class of the Carteret County Chamber of Commerce, a group of business professionals, removed 380 pounds of marine debris off a dredge spoil island directly across from the Cedar Point Wildlife Boat Ramp.

- On February 12, seven community volunteers participated in a shoreline cleanup at the Hoop Pole Creek Nature Preserve in Atlantic Beach. They collected 940 pounds of debris during this event.
- On March 4, nine East Carolina University students participated in a shoreline cleanup at the Hoop Pole Creek Nature Preserve, as part of their alternative spring break program. The students removed 385 pounds of marine debris from the site.
- On April 12, twenty volunteers participated in a shoreline cleanup at Ward's Creek. They collected 1,400 pounds of debris during the event.
- On May 14, after a living shoreline planting event in Morehead City, 17 volunteers collected 300 pounds of debris from the shoreline.
- On June 12, 16 volunteers participated in a shoreline cleanup on Jones Island. They collected 280 pounds of debris during the event.

The total amount of marine debris removed as of July 24 by both the work crew and volunteers is 174.8 tons. The total funds spent on this project to date is \$400,000.

Above is the history of activity. No recent activity for this reporting period.

Contact

Rachael Carlyle, NC Coastal Federation
 (252) 393-8185 x102
rachaelc@nccoast.orG

10. Grants for Environmental Infrastructure

SL 2016-124, 4.1(9)

The intended purpose of this program was to aid businesses and individuals who suffered financial loss due to impacts of Hurricane Matthew (primarily flooding related) to underground storage tank (UST) systems.

Responsible Department and Agency

Department of Environmental Quality, Division of Waste Management

Funding Allocation Update

Appropriated	\$650,000.00
Expended	\$595,680.49
Obligated	\$54,319.51
Unobligated Balance	\$0

Summary of Activities

- a. Nineteen applications received totaling \$685,640 in requested reimbursements.
- b. Applicants include twelve petroleum business facilities, three school facilities, three private residences, and one municipal utility system
- c. Nineteen (19) applications have been approved and paid totaling approximately \$595,680
- d. Work has been fully completed at all sites. (Four applications containing costs not related to petroleum USTs have been wholly or partially denied.)
- e. The final payment from the program (for Robeson County Board of Education) was approved and processed on August 1, 2019. Final payment was made on August 6, 2019. This closes out DWM's projects funded by Hurricane Matthew disaster funds.

Performance Metrics

- a. Average Time for Project Delivery by Program
 - Average number of days from application to fund distribution
 - 21 days after submittal of all required documentation.
 - Average number of days from fund distribution to project commencement
 - The program was designed as a reimbursement program, not one by which DWM awarded grants or contracted directly for work required.
 - Average number of days from project commencement to project completion
 - The time required and the project schedules varied greatly and were not controlled by DWM. (Some projects were already completed and seeking reimbursement. Others required multi-month work scopes with phased reimbursements as work was documented complete.)
- b. Amount and % spent/obligated on administrative activities by Program.
 - DWM treated the program as an additional duty and did not expend any grant monies for administrative activities.
- c. Amount and % spent/obligated on behalf of recipients by Program.
 - DWM spent 91.64% of the program award to reimburse claimants. 8.36% of the program award was to be released for use by other agencies after August 16, 2019.

Recent Activities for Current Reporting Period (January – March 2021)

The projects funded through this program are all completed; no activity since August 16, 2019.

Contact

Vance Jackson
 919-707-8262 (O)
 919-538-2830 (C)
vance.jackson@ncdenr.gov

11. Various Projects within DEQ – Division of Waste Management

SL 2019-224 2.1 (3)

The intended purpose of this program was to aid businesses and individuals who suffered financial loss due to impacts of Hurricanes Florence, Michael, or Dorian (primarily flooding related) to underground storage tank (UST) systems.

Responsible Department and Agency

Department of Environmental Quality, Division of Waste Management

Funding Allocation Update

Appropriated	\$1,021,095.00
Expended	\$1,112,635.22
Obligated	\$ 0.00
Unobligated Balance	\$ 558,459.78

Summary of Activities

- Received reimbursement claims for UST system damage from twenty-eight (28) facilities.
- Processed and reviewed twenty-eight (28) packages totaling \$513,593.76
- Approved or partially approved twenty-eight (26) claims totaling \$262,801.62
- One claim denied in total
- One project still active pending additional work- \$9,933.33 obligated
- Claim acceptance period remains open
- Re-contacted forty-six (46) facilities determined by the UST Section as having potential storm related attributable to storm damage; encouraged facilities to complete and submit reimbursement claims for designated storm events.

Performance Metrics

- Average Time for Project Delivery by Program
 - Average less than 30 days from application to fund distribution
 - Given the time lapse in program authorization, this program is designed to provide reimbursement for testing and repairs already completed by UST owners/operators.
- The percentages of total funding expended to individual activities are not an appropriate measure of efficiency since the Program extended the deadline to receive claims.

Recent Activities for Current Reporting Period (January – March 2021)

Facilities have been slow to respond to contacts and submit claims. We believe this is due to the time elapsed between the storm events and authorization of the Program.

Owners/operators appear to be reticent to put together the documentation, including invoices and payment verification necessary for reimbursement. We have renewed efforts to encourage them to submit claims to assist with their recovery.

A second extension of claim deadline may be posted, followed by re-contact of identified facilities that have not yet replied.

Contact Ruth Strauss, 919-707-8299, ruth.strauss@ncdenr.gov

12. Coastal Beach and Dredging Needs Assessment

SL 2018-136 6.1 (18)

Funds were used to compensate municipalities for surveys of beaches and channels completed because of hurricane related damage. Additionally, these funds will be used to conduct an analysis of dredge material placement sites in support of an overall statewide coastal dredged material management plan (DMMP).

Responsible Department and Agency

Department of Environmental Quality, Division of Water Resources

Funding Allocation Update

	Total	SL 2018-136 6.1 (18)
Appropriated		\$2,000,000.00
Expended		\$ 351,805.00
Obligated		\$ 133,000.00
Unobligated Balance		\$1,515,194.54

Summary of Activities

- a. Surveys have been completed and funds have been distributed as follows:
 - Bald head Island \$54,907.14,
 - Oak Island \$63,549.00,
 - Kill Devil Hills \$12,047.54,
 - Holden Beach \$21,264.00,
 - Dare County \$1,400.00,
 - Bogue Banks \$126,800.00, and
 - North Topsail \$71,838.32.
- b. A Scope of Work has been drafted in cooperation with the USACE, DWR, and DCM for submittal for the development of a DMMP. The State of North Carolina and the U.S. Army Corps of Engineers (USACE) are partnering, under Section 22 – Planning Assistance to States (PAS) under the “comprehensive plan” category, to conduct analysis of dredge material placement sites. The project will be a 50/50 cost share and encumber \$133,000.00 in funds to complete Phase 1.
- c. The PAS has been signed by the state and USACE and the funds have been disbursed to the USACE.

Performance Metrics

- d. Average Time for Project Delivery by Program
 - Average number of days from application to fund distribution: 120 days: The applications were completed on 3/31/19 and all survey funds were distributed by 11/18/2019. However, most of the project funds were distributed within four months of receiving applications.
 - Average number of days from fund distribution to project commencement: Not applicable: Funds were distributed by 11/18/2020 but municipalities were being reimbursed for projects already completed.
 - Average number of days from project commencement to project completion: Not applicable: the project commencement dates are not available because the projects were completed at the date of fund disbursement.
- e. Amount and % spent/obligated on administrative activities by Program. Not applicable.
- f. Amount and % spent/obligated on behalf of recipients by Program. Not applicable.

Recent Activities for Current Reporting Period (January – March 2021)

DWR has partnered with USACE through the Planning Assistance to States (PAS) program in which USACE will provide a 50% match of \$133,000 to complete the Dredge Material Management Plan (DMMP). A scope of work for the DMMP was approved by the USACE

Planning and Environmental Branch. The agreement between the state and USACE has been finalized and a payment has been provided to the USACE. The USACE has begun development of the database.

Contact

Kevin Hart

919-707-3607

Kevin.Hart@ncdenr.gov

13. Coastal Storm Damage Mitigation (Oak Island and Bogue Banks)

SL 2018-138 1.3 (8)

The funds allocated for Coastal Storm Damage Mitigation may be used to provide no more than fifty percent (50%) of the total cost of an eligible project. These projects provided 18.5 million in funds help rebuild coastal communities and to mitigate or remediate coastal storm damage to the ocean beaches and dune systems of the state.

Responsible Department and Agency

Department of Environmental Quality, Division of Water Resources

Funding Allocation Update

Appropriated	\$18,500,000
Expended	\$18,500,000
Obligated	\$0.00
Unobligated Balance	\$0.00

Summary of Activities

- a. Applications were submitted by Oak Island and Bogue Banks for appropriated funds on December 6, 2019 as a requirement for updated language in Session Law 2019-241.
- b. A payment request form was submitted for Bogue Banks on March 23, 2020 and for Oak Island on April 1, 2020. Disbursement of funds were completed for Bogue Banks on April 15, 2020 and Oak Island on April 29, 2020

Performance Metrics

- a. Average Time for Project Delivery by Program

- Average number of days from application to fund distribution: 129 days: The applications were completed on December 6, 2019 and the funds were distributed by April 29, 2020.
- Average number of days from fund distribution to project commencement: 180 days: Funds were distributed on April 1, 2020 and the projects have either already started or will begin within a few months of receipt of funds.
- Average number of days from project commencement to project completion: 730 days: Projects are typically two-year projects.
- b. Amount and % spent/obligated on administrative activities by Program. Not applicable.
- c. Amount and % spent/obligated on behalf of recipients by Program. Not applicable.

Recent Activities for Current Reporting Period (January – March 2021)

No activity for this reporting period. All funds have been distributed from SL 2018-138 1.3 (8).

Contact

Kevin Hart
919-707-3607
Kevin.Hart@ncdenr.gov

14. Various Projects within DEQ – Coastal Storm Damage Mitigation Fund

SL 2019-224 2.1 (3)

The funding comes from Session Law 2019-224 which allocated \$11.5 million to the Division of Water Resources' Coastal Storm Damage Mitigation Fund. Funding may only be used for costs associated with beach nourishment, artificial dunes, and other projects to mitigate or remediate coastal storm damage to the ocean beaches and dune systems of the State.

Responsible Department and Agency

Department of Environmental Quality, Division of Water Resources

Funding Allocation Update

	Total	SL 2019-224 2.1 (3)
Appropriated	\$11,500,000.00	

Expended	\$	0.00
Obligated	\$11,500,000.00	
Unobligated Balance	\$0.00	

Summary of Activities

- Program guidelines and applications were developed to provide to coastal communities.
- Guidelines and applications were sent to coastal communities on February 28, 2020.
- A press release was sent on March 3, 2020 to announce the funding opportunity.
- Applications were accepted until April 30, 2020.
- A committee was formed to review applications.
- Applications were reviewed, and award letters were distributed.
- Contract Information for eight of the nine grants had been submitted.

Performance Metrics

- g. Average Time for Project Delivery by Program
 - Average number of days from application to fund distribution: to be determined.
 - Average number of days from fund distribution to project commencement: to be determined.
 - Average number of days from project commencement to project completion: to be determined.
- h. Amount and % spent/obligated on administrative activities by Program. Not applicable.
- i. Amount and % spent/obligated on behalf of recipients by Program. Not applicable.

Recent Activities for Current Reporting Period (January – March 2021)

Nine Local governments were notified of their award amounts and provided the information required to execute a contract so funds can be disbursed. Contracts for three of the nine projects are under development. The following list shows the nine awarded projects and funding amounts.

- Dare County Buxton Maintenance/Storm Damage Repair - \$1,557,606.74
- Town of Duck Beach Nourishment Project - \$1,450,921.35
- Town of Kill Devil Hills Shore Protection Project - \$1,450,921.35

- Town of Kitty Hawk Shore Protection Project - \$1,408,247.19
- Town of Nags Head 10-Mile Beach Nourishment - \$1,408,247.19
- Town of Southern Shores Beach Management Project - \$1,408,247.19
- Town of Oak Island Re-nourishment Project Phase I & II - \$1,344,235.96
- Surf City Post Florence Emergency Berm Restoration Supplemental - \$1,365,573.03
- Town of Holden Beach Sand Fence Installation - \$106,000

Contracts have been executed for Dare County, Southern Shores and Surf City. Payment requests are being submitted to disburse funds quarterly.

Contact

Kevin Hart

919-707-3607

Kevin.Hart@ncdenr.gov

15. Various Projects within DEQ (FerryMon)

SL 2019-224 2.1 (3)

FerryMon provides long-term and real-time water quality data for the Neuse River estuary and Pamlico Sound. The data are used to evaluate the impacts of tropical storms and hurricanes, and to examine the relationships between nutrients, chlorophyll *a*, and algae. The project goal is to support long-term fisheries and recreational use of the Albemarle-Pamlico Estuarine System. The FerryMon web page is located here: <http://paerllab.web.unc.edu/projects/ferrymon/>.

Responsible Department and Agency

Department of Environmental Quality, Division of Water Resources (DWR)

Funding Allocation Update

Appropriated	\$175,000
Expended	\$175,000
Obligated	\$0.00
Unobligated Balance	\$0.00

Summary of Activities

- 2019-2020 funding directed to University of North Carolina to accomplish project goals.
- Continuous water quality data collected via NCDOT ferries.

- c. Data provided to DEQ Division of Water Resources and Division of Marine Fisheries.

Performance Metrics

- a. Average Time for Project Delivery by Program
 - o Average number of days from application to fund distribution: 33 days: Task order completed December 11, 2019 and the funds were distributed on January 14, 2020.
 - o Average number of days from fund distribution to project commencement: 0 days: Funds were distributed on January 14, 2020 and the project started on January 14, 2020.
 - o Average number of days from project commencement to project completion: This project is ongoing with no projected completion date.
- b. Amount and % spent/obligated on administrative activities by Program: Not applicable.
- c. Amount and % spent/obligated on behalf of recipients by Program: Not applicable.

Recent Activities for Current Reporting Period (January - March 2021)

FerryMon Directed Grant funds are being distributed by DWR and the project is being completed by the University of North Carolina at Chapel Hill's Institute of Marine Sciences. Hans Paerl, PhD, is the principal investigator for the project.

Contact (DWR): Tammy L. Hill, Environmental Specialist II, 919-743-8412,
Tammy.L.Hill@ncdenr.gov

16. Various Projects within DEQ (Surry County)

SL 2019-224 2.1 (3)

The North Carolina General Assembly appropriated funds to the Department of Environmental Quality (DEQ) to assist Surry County with the construction of three stream stabilization projects. The law appropriating these funds, Session Law 2019-224 (The Disaster Recovery Act) requires the Department to make quarterly reports on disbursements for this purpose. Attached are reports covering the third quarter of FY 2020-2021.

Responsible Department and Agency

Department of Environmental Quality, Division of Water Resources

Funding Allocation Update

	Total SL 2019-224 2.1 (3)
Appropriated	\$3,000,000
Expended	\$2,500,000
Obligated	\$500,000
Unobligated Balance	\$0.00

Summary of Activities

- a. Quarterly funds disbursement verified in NC Accounting System (NCAS).
- b. Site surveys have been completed and engineering designs are ongoing.
- c. Projects have incurred delays with permitting approvals.

Performance Metrics

- c. Average Time for Project Delivery by Program
 - a. Average number of days from application to fund distribution: 112 days. The applications were completed on 12/30/2019 and 1/8/2020 and the quarterly disbursement of funds began on 4/22/2020.
 - b. Average number of days from fund distribution to project commencement: 14. Quarterly disbursement of funds began on 4/22/2020 and the projects are underway.
 - c. Average number of days from project commencement to project completion: 730 days: Projects generally take at least two years to complete.
- d. Amount and % spent/obligated on administrative activities by Program. Not applicable.
- e. Amount and % spent/obligated on behalf of recipients by Program. Not applicable.

Recent Activities for Current Reporting Period (January - March 2021)

The State & Local Projects section (S&L) of the Water Resources Development Grant Program has conducted several program and contract administration activities during the current reporting period. Below is an overview of recent activities and accomplishments:

- Completed full contract executions with local government grantees for 10 Spring and Fall 2019 projects that were recommended for funding.
- Compiled, and prepared and submitted online application review materials for 21 Fall 2020 projects for S&L grant review team. Scheduled meeting with review team for early May.
- Updated grant application, guidelines and supporting documentation for the Spring 2021 application cycle.

- Conducted grant close-out site activities for four projects that were completed during this reporting period. These projects have provided environmental, economic, social, and regional benefits to the communities in which these projects were completed.
- Processed 12 reimbursement payments for local government grantees.

Contact

Amin Davis
 State & Local Projects Manager
 Water Resources Development Grant Program
 919-707-9132
Amin.Davis@ncdenr.gov

17. Grants for Environmental Infrastructure

SL 2016-124 4.1 (9)

Funding (grants) for disaster-related infrastructure for water and wastewater utilities.

Responsible Department and Agency

Department of Environmental Quality, Division of Water Infrastructure

Funding Allocation Update

	Total	SL 2016-124 4.1 (9)
Appropriated	\$5,470,209	
Expended	\$3,631,837	
Obligated	\$1,838,372	
Unobligated Balance	\$0	

Summary of Activities

Projects include:

- Pump station improvements to make water or sewer infrastructure more resilient to flooding
- Rehabilitating or replacing existing gravity sewer to minimize impacts to capacity from storm water or groundwater getting into the system
- Moving a municipal drinking water well out of the flood plain

Performance Metrics

- Average Time for Project Delivery by Program

- o Average number of days from receipt of payment application to fund distribution is seven working days when all required documentation is submitted.
- o Average number of days from project commencement to project completion varies by project. Most of the construction projects have been impacted by subsequent hurricanes and COVID-19.
- b. None of the funding has been spent/obligated on administrative activities by Program.
- c. All of the funding has been spent/obligated on behalf of recipients by Program.

Recent Activities for Current Reporting Period (January – March 2021)

The Fair Bluff (wastewater pump stations) project is complete. Engineering Design is approximately 50% complete for the Fair Bluff well project. Easements are still being obtained for the Wadesboro project.

Contact

Jon Risgaard, SRF Section Chief
 Division of Water Infrastructure
Jon.Risgaard@ncdenr.gov; 919-707-9174

18. Various Projects within DEQ – Water Infrastructure

SL 2019-224, 2.1(3)

Funding (grants) for disaster related infrastructure for water and wastewater utilities.

Responsible Department and Agency

Department of Environmental Quality, Division of Water Infrastructure

Funding Allocation Update

	Total	SL 2019-224 2.1(3)
Appropriated	\$3,142,231	
Expended	\$0.00	
Obligated	\$3,142,231	
Unobligated Balance	\$0.00	

Summary of Activities

This funding will supplement federal funding provided for disaster-related water infrastructure projects through the state revolving funds (SRF) programs. These state grants will be targeted to smaller, rural utilities which will relieve the recipients from federal requirements under the SRF programs. Funding Applications were accepted, and awards made concurrently

(applications received April 30, 2020 and awarded July 8, 2020) with the SRF funds (SL 2019-250).

Performance Metrics

- Applications received and funding awarded (completed)
- Disbursements

Recent Activities for Current Reporting (January – March 2021)

No recent activity.

The following table shows the projects awarded funding for disaster related infrastructure funds per SL 2019-224 2.1(3).

Projects awarded funding through SL 2019-224 2.1(3)

Applicant	Project Description	Funding Requested	State Grant Disaster Relief (SL 2019-224 2.1(3))	State Reserve Grant	State Reserve Loan
Tabor City, Town of	Gore Street Pump Station Relocation and Flood Protection	\$1,543,000	\$1,543,000		
Trenton, Town of	2020 WWTP Operations Building Relocation	\$955,000	\$955,000		
Dublin, Town of	Sewer Outfall Replacement	\$903,000	\$644,231	\$33,019	\$225,750
		Total	\$3,142,231	\$33,019	\$225,750

Projects have two years to enter a construction contract based on NCGS 159G-41. The program provides payments based on invoices of incurred expenses.

Contact

Jon Risgaard, SRF Section Chief
 Division of Water Infrastructure
Jon.Risgaard@ncdenr.gov 919-707-9174

19. State Match for ASADRA

SL 2019-250 1.1(3)

Funding provided under SL 2019-250 1.1(3) provides state match (total of approximately \$17.5 million) for state revolving fund (SRF) programs that leverages over \$87 million in federal funding under the federal Additional Supplemental Appropriations for Disaster Relief Act (ASADRA). ASADRA provides funding for wastewater treatment works and drinking water facilities impacted by Hurricanes Florence and Michael.

Responsible Department and Agency**Funding Allocation Update**

	Total	SL 2019-250 1.1(3)
Appropriated	\$17,600,000	
Expended	\$0.00	
Obligated	\$17,600,000	

Unobligated Balance \$0.00

Summary of Activities

Intended Use Plan (IUP) for EPA grant application finalized.

Applications were accepted in April 2020 and funds awarded on July 8, 2020 for a first round of ASADRA funding. A second round of ASADRA funding was held last fall for eligible projects identified during the spring 2020 application round. Complete applications were due September 30, and funds were awarded February 10, 2021.

Once project funding is awarded, projects have two years to enter a construction contract pursuant to NCGS 159G-41. The program provides payments based on invoices of incurred expenses.

Performance Metrics

- Applications received and awarded (2 funding rounds competed July 8, 2020, and February 10, 2021)
- Disbursements

Recent Activities for Current Reporting Period (January - March 2021)

The remaining ASADRA funds were awarded as part of the September 2020 funding cycle in February 2021.

Drinking Water ASADRA Funding Obligations

Applicant Name	Project Name	Amount of Funding Requested	Principal Forgiveness	Loan
Scott's Hill Water and Sewer District	Elevated Water Tank and Associated Improvements	\$7,940,000	\$1,985,000	\$5,955,000
Rocky Point Topsail Water and Sewer District	RO Water Treatment Plant and Associated Improvements	\$66,870,000	\$5,000,000	\$15,000,000
River Bend, Town of	Water Meter Replacement - ASADRA	\$602,500	\$602,500	
Washington, City of	WTP Emergency Generator	\$409,160	\$102,290	\$306,870
Lumberton, City of	2020 Well Replacement	\$2,316,900	\$2,316,900	
Dunn, City of	Raw Water Electrical Relocation and 24" Line Replacement	\$3,515,000	\$878,750	\$2,636,250
Surf City, Town of	Water System Resiliency Projects	\$2,805,000	\$701,250	\$2,103,750
Johnston County	2022 AC Water Main Replacement	\$5,242,800		\$5,242,800
Reidsville, City of	Redundant Water Supply Line	\$4,654,000	\$1,000,000	\$3,654,000
Elm City, Town of	Water Filtration and Emergency Backup Generation	\$1,989,086	\$497,272	\$1,491,815
Lincoln County	St. James Water Line	\$3,070,581		\$3,070,581
Totals for ASADRA Drinking Water Projects			\$13,083,961	\$39,461,065
			\$52,545,026	

Wastewater ASADRA Funding Obligations

Applicant Name	Project Name	Amount of Funding Requested	Principal Forgiveness	Loan
Yadkin Valley Sewer Authority	2020 Collection System Rehabilitation - Part I (Pipeline Rehab)	\$670,000	\$502,500	\$167,500
Liberty, Town of	Liberty Collection System Improvements	\$3,000,000	\$3,000,000	
Pollocksville	2020 WWTP Facilities Relocation	\$3,000,000	\$3,000,000	
Graham, City of	Graham WWTP Improvements Project	\$30,694,000		\$23,000,000
Clinton, City of	Clinton WWTP Resiliency Improvements	\$3,000,000	\$3,000,000	
St. Pauls, Town of	Wastewater Treatment Plant Relocation	\$6,093,450	\$2,700,000	\$2,893,450
Southern Pines, Town of	Warrior Woods Pump Station Relocation	\$2,998,000		\$2,998,000
Sparta, Town of	Wastewater Interceptor Project	\$1,268,000		\$1,268,000
Goldsboro, City of	Little Cherry Big Cherry Pump Station Relocation Out of Floodplain	\$3,058,000		\$3,058,000
Eden, City of	Contracts IIB and V - Junction Pump Station Rehab & Smith River Replacement and Rehab and Siphon Replacement	\$7,158,982		\$5,042,373
Tryon, Town of	Braewick Road Sewer Rehabilitation Project	\$2,189,950	\$1,000,000	\$1,189,950
Totals for ASADRA Wastewater Projects			\$13,202,500	\$39,617,273
			\$52,819,773	

Contact

Jon Risgaard, SRF Section Chief
Division of Water Infrastructure
Jon.Risgaard@ncdenr.gov 919-707-9174

Department of Health and Human Services

1. Disaster Supplemental Nutrition Program (D-SNAP)

SL 2018-136 Subsection 5.4

The intended purpose of the Disaster Supplemental Nutrition Program (D-SNAP) is to provide funding to assist counties in matching federal funds for the administrative expenses incurred by local departments of social services in operating D-SNAP, a program to provide food assistance to low-income households with food loss or damages caused by Hurricane Florence. The funding will fulfill this purpose by offsetting county staffing costs and other expenditures related to D-SNAP operations in declared counties and offsetting expenses incurred by other counties that assisted affected counties, thereby ensuring D-SNAP operations were successful.

Responsible Department and Agency

Department of Health and Human Services, Division of Social Services

Funding Allocation Update

Appropriated	\$3,500,000
Expended	\$2,325,628
Obligated	\$0
Unobligated Balance	\$1,174,372

Summary of Activities

- a. 34 declared disaster counties and 8 helper counties were provided match funding which alleviated an additional financial burden to the declared counties during hurricane recovery.
- b. Certification periods for existing SNAP recipients in the 34 impacted counties were extended six months to ensure there was no disruption in ongoing SNAP benefits.
- c. After providing shelter operations during the storm, county departments of social services staff immediately transitioned to implementing the DSNAP for eight days during which they helped over one million people have access to food during the DSNAP period.

Performance Metrics

- a. Average Time for Project Delivery by Program
 - o Average number of days from application to fund distribution

- DSNAP applications are typically processed within three days of the date of application (exception is if all information is not available)
 - The benefits are available to the applicants the day following the application is approved.
- Average number of days from fund distribution to project commencement
 - Since DSNAP is a reimbursement program no funds are received prior to project commencement
- Average number of days from project commencement to project completion
 - DSNAP application period was for 8 days in each affected county. There were several phases for the different counties. The first phase began on September 28, 2018 and the final phase ended on November 9, 2018.
- b. Amount and % spent/obligated on administrative activities by Program:
\$2,250,775.10 - 100%
Therefore 100% of these funds were spent on behalf of recipients.
- c. Amount and % spent/obligated on behalf of recipients by Program
\$0 – 0%

Recent Activities for Current Reporting Period (January – March 2021)

No new activities for this reporting period.

Certification periods for existing SNAP recipients in the 34 impacted counties were extended six months to ensure there was no disruption in ongoing SNAP benefits. This also allowed county departments of social services offices to focus on recovery and ongoing assistance for families affected by the storm. DSNAP is now over and the program is ended. No further update.

Contact: Richard Stegenga 919-527-6337 Richard.Stegenga@dhhs.nc.gov

2. Emergency Prescription Assistance Program (EPAP)

SL 2018-136, and 6.1 (17)

This federally authorized program is to provide emergency medical care to individuals affected by public health emergencies and catastrophic events that overwhelm the response capacity of state and local emergency medical systems. EPAP is activated as a cost-sharing program. The state requesting EPAP activation submits to FEMA a Mission

Assignment request for EPAP activation and agree to the pay 25% of the total cost for EPAP activation.

Responsible Department and Agency

Department of Health and Human Services (DHHS)

At the time North Carolina secured match funding, FEMA stated that it was more than 30 days post event and the program design is to assist with immediate prescription assistance and medical equipment needs due to loss or displacement primarily during the first 30 days. North Carolina was not able to demonstrate a need to FEMA for them to turn on the EPAP. FEMA views the EPAP as a program for immediately after the disaster in the impacted areas before they are set up and providing assistance. After about two weeks, when FEMA is up and helping in all the areas, they use their other public assistance programs as opposed to the EPAP.

Funding Allocation Update

Appropriated	\$1,000,000
Expended	0
Obligated	0
Unobligated Balance	\$1,000,000

Performance Metrics

Since this program was not activated there are no performance metrics.

- a. Average Time for Project Delivery by Program
 - o Average number of days from application to fund distribution
 - o Average number of days from fund distribution to project commencement
 - o Average number of days from project commencement to project completion
- b. Amount and % spent/obligated on administrative activities by Program.
- c. Amount and % spent/obligated on behalf of recipients by Program.

Summary of Activities

Program not activated.

Recent Activities for Current Reporting Period (January – March 2021)

Program not activated. No other update.

Contact

Amanda Fuller Moore, 919-707-5299 Amanda.fullermoore@dhhs.nc.gov

Department of Insurance

1. Infrastructure Repairs

SL 2016-124 4.1 (11)

SL 2018-136 6.1 (26)

The purpose of this program was to provide grants to Volunteer Fire Departments for repairs of damages caused by Hurricane Matthew, the wildfires in the western part of the state, and Tropical Storms Julia and Hermine that were not covered by federal assistance or by the proceeds of insurance policies.

Volunteer Fire Departments Infrastructure Repairs SL 2018-136 6.1 (4) – The purpose of this program was to provide grants to Volunteer Fire Departments for repairs of damages caused by Hurricane Florence that were not covered by federal assistance or by the proceeds of insurance policies.

Responsible Department and Agency

Department of Insurance – Office of the State Fire Marshal

Funding Allocation Update

Appropriated	\$1,000,000
Expended	\$326,387
Obligated	\$0.00
Unobligated Balance	\$673,613

Summary of Activities

Nine grants have been awarded and paid totaling \$326,387 for infrastructure repairs in Craven, Carteret County, Duplin County, Pamlico County, Transylvania, Wilson, Wayne and Beaufort counties.

Recent Activities for Current Reporting Period (January – March 2021)

There was no activity for the current reporting period.

Contact

Darlene Langston, (919) 807-6036, Darlene.langston@ncdoi.gov

Department of Public Instruction

1. School Nutrition Employee Compensation

SL 2018-134, subsection 4.1(1)

Session law provided financial accommodations for extraordinary circumstances due to Hurricane Florence. Federal cash reimbursement for nutritious meals served to students as part of the instructional day accounts for the majority of revenues required to operate the school nutrition programs in local education agencies (LEAs) in NC. When unanticipated school closures prevent meal service to students, there is no basis for LEAs to claim cash reimbursement payments. LEAs rely on the reimbursement of Federal School Nutrition funds to support the local operation of their School Nutrition Programs. Without Federal cash reimbursements for meals served, there are no State or local funds to support the salaries/benefits of School Nutrition personnel. These funds were used to compensate School Nutrition employees who would have otherwise not been compensated.

2. Capital Recovery Funds

SL 2018-136, subsection 6.1.(6), SL 2018-138 subsections 1.3(1) and 1.3(2)

Session law provided an appropriation to support immediate disaster recovery efforts for the repair and renovation of facilities and the repair and/or replacement damaged furnishings and equipment as a result of the damage caused by Hurricane Florence in Local Administrative Agencies (LEAs). Documentation was required to substantiate the issuance of funds. All LEAs were required to take reasonable steps to obtain alternative funds to cover damages; where insurance funds or alternative funds were recovered, LEAs are required to return the recovered funds to the appropriate funding source.

3. Disaster Relief and Resiliency

SL 2019-250, subsection 1.2(7)

Session law provided \$1,700,000 to the Department of Public Instruction as a directed grant to Hyde County for repairs to the Ocracoke School necessitated by Hurricane Dorian. These funds were transferred in full to Hyde County.

Responsible Department and Agency

North Carolina Department of Public Instruction, Offices of the Superintendent, Chief of Staff, Chief Financial Officer, Chief School Business Officer and Divisions of School Nutrition and District Operations.

Funding Allocation Update

	Total	SL 2018-134	SL 2018-136	SL 2018-138	SL 2019-250
Appropriated	\$ 6,500,000	\$ 60,000,000	\$ 25,000,000	\$ 1,700,000	
Expended	\$ 5,114,330	\$ 59,992,012	\$ 24,322,770	\$ 1,700,000	
Obligated	\$ 0	\$ 0	\$ 0	\$ 0	
Unobligated Balance	\$ * 0	\$ 7,987	\$ 677,230	\$ 0	

* Unobligated funds totaling \$1,385,670 reverted to the general fund as of 6/30/2019.

Summary of Activities

Funds were distributed to Local Education Agencies (LEAs) expeditiously as directed by the Superintendent in order to return students to school safely and quickly.

- a. Funds were issued to LEAs based upon written documentation to include estimates (bids, proposals or quotes), actual invoices and other artifacts to substantiate the catastrophic nature of the requests for funding.
- b. The Department has maintained documentation to support the distribution of all funds to LEAs.
- c. As of June 30, 2020, the NC Public School Insurance Fund (NC PSIF) closed and finalized all property insurance claims related to Hurricane Florence. A final payout of \$55,536,478.34 was distributed to PSIF members for property claims resulting from Hurricane Florence. A spreadsheet reflecting all closed claims is attached.
NOTE: The payment of insurance claims was in addition to the allocated funding LEAs received from the State disaster assistance.
- d. S.L. SL 2018-136, subsection 6.1.(6) and SL 2018-138 subsections 1.3(1) require all LEAs to reimburse any alternative funds received from insurance or other resources, back to the applicable funding source. Funds for school nutrition equipment and inventory replacement were allocated to LEAs, but the total amounts were not drawn down as other funds were used to support the costs.
- e. Pursuant to SL 2019 – 250, the department reallocated \$4.9M in unobligated Hurricane Florence Disaster Recovery funds from Pender County Schools to Hyde County Schools to support Hurricane Dorian disaster recovery and notified the NC General Assembly of this action.
- f. The department has issued written communications to LEAs that received State disaster assistance advising them to reconcile and report their insurance, federal, local, and other assistance used to support disaster recovery, and upon reconciliation, to return any remaining State funds.
- g. All assigned obligations have been met by the Department.

Performance Metrics

- a. Average time for Project Delivery by Program.
 - Average number of days from application to fund distribution
 - Average number of days from fund distribution to project commencement
 - Average number of days from project commencement to project completion
- b. Amount and % spent/obligated on administrative activities by Program.
- c. Amount and % spent/obligated on behalf of recipients by Program.

Recent Activities for Current Reporting Period (January – March 2021)

No activity for this reporting period.

Contact

Office of the State Superintendent, NC Department of Public Instruction

Elizabeth City State University

1. Repairs to Residential and Academic Buildings - Hurricane Dorian

SL 2019-250 and Subsection 3.5 (c)

The intended purpose of this program is to provide funding for repairs for damages sustained from Hurricane Dorian. The repairs include roofing materials repair/replacement. Repairing water damage from intrusion through windows and walls. The repair and replacement of roofing metal damaged received by high winds.

Responsible Department and Agency

Design and Construction, Elizabeth City State

Funding Allocation Update

	Total	SL here
Appropriated	\$5,200,000.00	
Expended	\$295,843.32	
Obligated	\$408,500.69	
Unobligated Balance	\$4,495,655.99	

Summary of Activities

- Designer conducted site visits.
- Designer completed drawings for all buildings.
- State Construction approved drawings for bid.
- First 6 buildings issued for Bid.

Performance Metrics

- Average Time for Project Delivery by Program
- Amount and % spent/obligated on administrative activities by Program.
- Amount and % spent/obligated on behalf of recipients by Program.

Recent Activities for Current Reporting Period (January 2021- March 2021)

Elizabeth City State University is proceeding with project development and delivery for the Disaster Recovery Act. Expenditures have been assigned for the Designer's contract.

- Updated Interscope with designer Contracts.
- SCO reviewed drawing sets.
- SCO approved drawing sets for bid.

Contact

Onyel Bhola- Director of Facilities and Planning

Phone: 252.335.3961

Email: ogbhola@ecu.edu

Fayetteville State University

1. Capital Recovery Funds

SL 2018-136, Subsection 6.1 (7)

Responsible Department and Agency

Fayetteville State University

Funding Allocation Update

Appropriated	\$455,000
Expended	
Obligated	
Unobligated Balance	\$455,000

Summary of Activities (April-June 2019)

- a. Insurance claim information submitted to SPFIF
- b. Council of State approved and authorized payment of claim
- c. Insurance proceeds received
- d. Projects submitted to FEMA for expenses not covered by insurance
- e. Projects currently under review by FEMA

Summary of Activities (July – September 2019)

- f. Received reimbursement from FEMA for Cat B
- g. Cat E still under review

Summary of Activities (October – December 2019)

- h. No additional activity during reporting period

Summary of Activities (January – March 2020)

- i. Submitted supplemental claim information to SPFIF

Summary of Activities (April – June 2020)

- a. Claim Approved – Payment received from SPFIF

Summary of Activities (July – September 2020)

- a. No additional activity during reporting period.

Recent Activities for Reporting Period (January – March 2021)

No additional activity during reporting period.

FSU submitted Proof of Loss/Request for Payment to State Property Fire Insurance Fund on April 23, 2019. The claim was evaluated, submitted to and approved by Council of State on June 4, 2019. Insurance proceeds were received by FSU on June 21, 2019.

FSU has been working with FEMA since the insurance claim was settled to identify reimbursable expenses that were not covered by insurance. Currently, FSU has two requests for payment under review with FEMA in two separate categories (Cat B & Cat E).

Recent Activities for Current Reporting Period (January – March 2021)

No additional activity during reporting period.

Contact

Jon Parsons, PE, PEM

Associate Vice Chancellor for Facilities Management

910-672-1403

jparson2@uncfsu.edu

Golden Leaf Foundation

1. Grants to Repair, Replace, and Build New Infrastructure

SL 2016-124, subsection 4.1(7); SL 2017-119, subsection 1.2; SL 2018-5, subsection 5.6 (b)(3); SL 2018-136, subsection 6.1(21); modified by SL 2018-138, subsection 2.10; SL 2019-224, subsection 2.1(5); SL 2019-250, subsection 1.2(4)

Funds appropriated to Golden LEAF to award grants to units of local government and 501(c)(3) nonprofit organizations for repair or replacement of infrastructure and equipment damaged as a result of Hurricane Matthew, Hurricane Florence, Tropical Storm Michael, and Hurricane Dorian. Following Hurricane Matthew, funds were used construction of new infrastructure to support new housing. Funds may also be used for the construction of new infrastructure for hazard mitigation. The intent of this program is to assist eligible entities with unmet needs following FEMA Public Assistance and insurance.

Funding Allocation Update

Total	SL 2016-124	SL 2017-119	SL 2018-5	SL2018-136	SL2019-224	SL2019-250
Appropriated	\$20,000,000	\$30,000,000	\$10,000,000	\$20,000,000	\$4,500,000	\$15,000,000
Expended	\$16,197,063	\$21,713,187	\$4,254,298	\$9,455,812	\$409,068	\$449,536
Obligated	\$3,434,045	\$7,792,124	\$5,542,835	\$10,519,629	\$3,712,026	\$14,435,202
Unobligated	\$368,890	\$494,689	\$202,866	\$24,558	\$378,906	\$115,261

Summary of Activities

- The Golden LEAF Board awarded funds for 215 projects in this program. 113 projects are complete. 2 projects were de-obligated.
- The primary outcome for these projects is the number of households and businesses that will benefit from the project.
- Approximately half of the projects in this program include insurance proceeds, FEMA Public Assistance, CDBG-DR or other state, local, private, or federal funds.
- More information, including the application is available online:
<https://www.goldenleaf.org/grant-seekers/disaster-recovery-programs/hurricane-florence-disaster-recovery-grant-program/>

Performance Metrics

- Average Time for Project Delivery by Program
 - 70.77 days from application to award
 - 283 days from award date to first disbursement (if requested by grantee)

- o 636 days from project commencement to project completion
- b. \$0 spent/obligated on administrative activities.
- c. \$0 spent/obligated on behalf of recipients.

Recent Activities for Current Reporting Period (January – March 2021)

Golden LEAF continues to work with 100 active projects in this program. Grantees have reports due at six-month intervals and request disbursement of funds as needed. Due to lack of available contractors, and other design/engineering issues, several projects are delayed. Most projects are anticipated to be complete by mid-2021.

Funds de-obligated from a project completed under budget are returned to the program. Unobligated funds are used for projects experiencing increased construction costs or other unforeseen issues resulting in an increased cost to complete the project.

Contact

Kasey Ginsberg

Director of Programs – Disaster Recovery

Director of External Affairs

kginsberg@goldenleaf.org, 252-442-7474 (o), 919-980-0148 (m)

2. Small Business Recovery Loans

SL 2016-124, subsection 4.1(6); SL 2018-136, subsection 6.1(22); SL 2018-138, subsection 1.3(4)

Funds appropriated to Golden LEAF to award grants to non-profit entities to make loans to small businesses affected by Hurricane Matthew, Hurricane Florence, and Hurricane Dorian. Loan funds may only be used for eligible purposes under the Small Business Administration (SBA) disaster loan assistance program. Intent of these funds is to assist businesses that were denied by SBA or do not have access to other available capital.

Responsible Department and Agency

Golden LEAF Foundation

Funding Allocation Update

	Total	SL 2016-124	SL 2018-136	SL 2018-138
Appropriated	\$5,000,000.00	\$5,000,000.00	\$5,000,000.00	\$5,000,000.00
Expended	\$4,338,601.95	\$5,000,000.00	\$1,572,419.57	
Obligated	\$661,389.05	\$0.00	\$3,427,580.43	

Unobligated	\$0.00	\$0.00	\$0.00
-------------	--------	--------	--------

Summary of Activities

- a. All funds in this program are managed by the Rural Center. Golden LEAF previously provided funds to the Carolina Small Business Development Fund and the Community Development Initiative as well, however those grants are now closed.
- b. More than 100 loans have been made through this program.
- c. More information, including the application is available online:
<https://www.threadcap.org/disaster-recovery/>

Performance Metrics

- a. Not applicable for this program.

Recent Activities for Current Reporting Period (January – March 2021)

This program is closed.

Contact

Kasey Ginsberg

Director of Programs – Disaster Recovery

Director of External Affairs

kginsberg@goldenleaf.org, 252-442-7474 (o), 919-980-0148 (m)

Lumber River Council of Governments

1. Construct Low-Income Multifamily Housing Units in Town of Fair Bluff

SL 2017-119, 1.1(b)

The purpose of this program is to construct low-income housing complexes in the Town of Fair Bluff.

Responsible Department and Agency

Lumber River Council of Governments

Funding Allocation (Update)

Appropriated	\$5,000,000.00
Expended	\$4,435,828.88
Obligated	\$564,171.12
Unobligated Balance	\$0.00

Summary of Activities

- a. Civil plan design has been approved by the Town of Fair Bluff.
- b. Site permit applications are in process. Erosion control permit has been approved. Storm-water permit has been approved. Driveway application has been submitted.
- c. Wetland testing has revealed potential wetlands on the property and alternative designs are being considered to resolve the concerns.
- d. Architectural plan design is in process. The Town of Fair Bluff has been able to secure funding to upsize the water lines to the site to provide adequate water pressure to the site for fire suppression.
- e. Annexation of additional land has been approved by the Town of Fair Bluff.
- f. Foundations have been laid for the buildings. Framing has occurred on walls and roofs.
- g. Construction on project continues. Roughing on various areas of the project continue.
- h. Project construction is in final stages with finishing touches being put in place.
- i. Certificate of Occupancy was issued on 12/29/2020 for property.
- j. Management company has been secured and has started advertisement for tenants.
- k. Complex has been fully rented by the management company and tenants have moved in during January and February.

Performance Metrics

- a. Average Time for Project Delivery by Program
 - Average number of days from application to fund distribution – N/A
 - Average number of days from fund distribution to project commencement – N/A
 - Average number of days from project commencement to project completion – N/A
- b. Amount and % spent/obligated on administrative activities by Program.
 - Amount Spent Administrative - \$81,991.46, 1.640%
 - Amount Obligated Administrative - \$32,258.54, 0.645%
 - Total Spent/Obligated Administrative - \$114,250.00, 2.285%
- c. Amount and % spent/obligated on behalf of recipients by Program.
 - Amount Spent Program - \$4,353,837.42, 87.077%
 - Amount Obligated Program - \$531,912.58, 10.638%
 - Total Spent/Obligated Program - \$4,885,750.00, 97.715%

Recent Activities for Current Reporting Period (January – March 2021)

All units have been rented and tenants have moved into the property. We are in the process of finalizing the transition of everything from the construction phase of the project to the management phase of the project.

Contact

David Richardson, Executive Director, Lumber River Council of Governments, 910-775-9752

North Carolina Community College System

2. Stabilization Reserve to Offset Impact of Enrollment Declines at Community Colleges

SL 2017-119, Subsection 1.4

The NC Community College System received \$2.7 million to distribute to community colleges suffering enrollment declines related to Hurricane Matthew. These funds will allow the community colleges to continue to offer the same level of services to students, when they return to community colleges. The NC Community College System's 2018-19 enrollment growth budget request shall include any permanent declines in enrollment resulting from Hurricane Matthew.

Responsible Department and Agency

NC Community College System, with funds allocated to the community colleges by the State Board of Community Colleges.

Funding Allocation Update

Appropriated	\$2,700,000.00
Expended	\$2,699,829.73
Obligated	\$0.00
Unobligated Balance	\$170.27

Summary of Activities

- a. The State Board of Community Colleges allocated funds (August 2017, FC-12) to eleven community colleges who documented Matthew-related enrollment declines.
- b. To continue their ability to address student needs post-Hurricane Matthew, community colleges received an additional \$1.8 million nonrecurring in 2018-19.

Performance Metrics

100% of these funds were spent on behalf of the community colleges (0% kept for administrative activities).

Recent Activities for Current Reporting Period (January – March 2021)

No activities for the current reporting period. Project was completed during FY2017-18.

Contact

Alexander Fagg, Director of Government Relations, NCCCS

fagga@nccommunitycolleges.edu 919-807-7077

3. Budget Stabilization Funds for the NC Community College System

SL 2018-136, Subsection 6.1(9)

The North Carolina Community College System received funding to offset an anticipated tuition receipts shortfall at affected community colleges due to enrollment declines caused by Hurricane Florence.

Responsible Department and Agency

NC Community College System, with funds allocated to the community colleges by the State Board of Community Colleges.

Funding Allocation Update

Appropriated	\$8,500,000.00
Expended	\$8,021,644.00
Obligated	\$0.00
Unobligated Balance	\$478,356.00

Summary of Activities

Through December 2019, NCCCS has expended \$7.9 million to offset lower receipt collections at community colleges due to Hurricane Florence. The remaining funds were drawn in the period from April to June 2020. Due to higher than expected FY2019-20 final receipts, NCCCS refunded \$478,356 in September 2020.

Performance Metrics

100% of the funds spent went directly to the colleges (0% spent on administrative activities by the System Office).

Recent Activities for Current Reporting Period (January – March 2021)

There are no activities for the current reporting period. The unobligated balance was returned to DPS in September 2020.

Contact

Alexander Fagg, Director of Government Relations, NCCCS

fagga@nccommunitycolleges.edu 919-807-7077

4. Emergency Grants for Postsecondary Students

SL 2018-136, Subsection 6.1(10) – Appropriation

SL 2018-136, Subsection 5.3(f) – Eligibility

Emergency scholarship grants in an amount up to \$1,250 per student are available to eligible postsecondary students who have suffered financial hardship due to the damage and destruction from Hurricane Florence. Students must reside in a county covered under a federal disaster declaration. An emergency grant shall be used to mitigate the impact of Hurricane Florence on a student so that his or her postsecondary education in a North Carolina community college continues uninterrupted. These funds may be used to cover any expenses that support a student's continued enrollment, including costs related to transportation, textbooks, tuition, fees, and living expenses.

Responsible Department and Agency

NC Community College System, with funds allocated to community colleges by the State Board of Community Colleges and then distributed to students continuing their enrollment.

Funding Allocation Update

Appropriated	\$5,000,000.00
Expended	\$4,998,772.21
Obligated	\$0
Unobligated Balance	\$1,227.79

Summary of Activities

- a. Through June 2020, nearly \$5 million has been awarded to 5,241 eligible students at 22 colleges.
- b. Students used the funds for food, housing, clothing, and supplies to continue their education. Many students who finished their education during this time have reported that they could not have graduated without the assistance of these scholarship grants.

Performance Metrics

1. Average size of award (system wide average) = \$953.83 per student
2. Range of students served = 1,209 students served at Cape Fear Community College; to five students served at Central Carolina Community College.
3. 100% of the funds were spent on behalf of the students (0% on administrative activities).

Recent Activities for Current Reporting Period (January – March 2021)

The community colleges awarded its final Hurricane Florence Emergency Grants to affected students in spring semester 2020. These remaining balance in the program is due to refunds from two students who did not use the aid.

Contact

Alexander Fagg, Director of Government Relations, NCCCS
fagga@ncccommunitycolleges.edu 919-807-7077

5. Capital Recovery Funds

SL 2018-136, 6.1(8)

Community colleges received funds to repair local community college facilities damaged by Hurricane Florence. These funds were appropriated to the North Carolina Community College System Office, who distributes these funds to the colleges as reimbursement for actual expenses.

Responsible Department and Agency

NC Community College System, with funds distributed to the community colleges on a reimbursement basis.

Funding Allocation Update

Appropriated	\$5,000,000.00
Expended	\$1,560,272.85
Obligated	\$1,938,637.15
Reduction	(\$1,500,000.00)*
Unobligated Balance	\$1,090.00

*Amount reduced in SL 2019-224, Sec 1.3.

Summary of Activities

- Through December 2020, nine colleges have requested reimbursements for 23 Hurricane Florence-related projects. Examples of these projects include repairs to instructional spaces and campus-wide safety protection (at Carteret Community College).
- The overall appropriation was reduced by \$1.5 million in the 2019 Disaster Recovery Response bill. These funds were re-directed to help those colleges whose enrollment services were directly impacted by Hurricane Florence. (SL 2019-224)

Performance Metrics

- a. Eleven projects (of 24, or 45%) have been closed out.
- b. Projects were closed and state funds were refunded if the college received reimbursement from insurance settlements or federal funding.
- c. 100% of the funds were spent directly on capital projects at the community colleges (0% was retained for administrative expenses).

Recent Activities for Current Reporting Period (January – March 2021)

In the first quarter 2021 (January – March) one college requested funds for two Hurricane Florence-related projects, totaling \$100,115.31. There were no capital projects completed during the current reporting period.

Alexander Fagg, Director of Government Relations, NCCCS

fagga@ncccommunitycolleges.edu 919-807-7077

6. Hurricane Florence Disaster Assistance for FTE Losses

SL 2019-224, Section 2.1(1)

The North Carolina Community College System Office received \$6.4 million to offset the full-time equivalent (FTE) losses at affected community colleges due to enrollment declines caused by Hurricane Florence. When calculating the enrollment growth budget request for the 2020-2021 fiscal year, the North Carolina Community College System Office shall adjust the FTE to reflect the FTE lost due to Hurricane Florence.

Responsible Department and Agency

The NC Community College System, with funds to be distributed to affected community colleges.

Funding Allocation Update

Appropriated	\$6,400,000.00
Expended	\$6,141,309.90
Obligated	\$ 258,690.10
Unobligated Balance	\$0.00

Summary of Activities

- Funds were distributed in October 2019 to 19 colleges who suffered enrollment declines due to Hurricane Florence.
- These funds were used by colleges to continue to offer the same level of student services and instruction that were offered prior to Hurricane Florence.

- Approximately 96% of these funds have been expended by those colleges receiving funds.

Performance Metrics

100% was spent/obligated directly on behalf of the community colleges (0% retained for administrative activities)

Recent Activities for Current Reporting Period (January – March 2021)

Fourteen (14) colleges reported expenditures during FY2019-20. The remaining funds will be expended during FY2020-21. From January through March 2021, five colleges reported expenditures of \$607,788.32.

Contact

Alexander Fagg, Director of Government Relations, NCCCS
fagg@nccommunitycolleges.edu 919-807-7077

Department of Natural and Cultural Resources

1. Supplemental Funds for Aquarium at Fort Fisher

SL 2019-224 and Subsection 2.1 (6)

\$5,000,000 to the Department of Natural and Cultural Resources to support the aquarium at Fort Fisher.

SL 2020-97, Section 3.8

SECTION 3.8. Notwithstanding Section 3.1(b) of S.L. 2018-134 or any other provision of law restricting the purposes for which funds drawn from the Hurricane Florence Disaster Recovery Fund may be used, funds appropriated from that Fund in S.L. 2019-224 and allocated to the Department of Natural and Cultural Resources for the aquarium at Fort Fisher may be used for the renovation or expansion of the aquarium.

These funds will be used to supplement an existing project that is in the very early phases of design. The \$5M was received from DPS and coded to the Capital Improvement Project Fund Code 42014 4G02.

Responsible Department and Agency

Department of Natural and Cultural Resources, NC Aquariums Division

Funding Allocation Update

Appropriated	\$5,000,000.00
Expended	\$62,434.42
Obligated	\$415,131
Unobligated Balance	\$4,584,869

Summary of Activities

All the funds will be used for Fort Fisher Renovations and Expansion project. It's a \$25M-30M project. This \$5M will be used towards the design and/or construction of the project. While we work through the design process of the larger project, we are knocking out some high priority smaller repairs/renovations now with this funding that we feel cannot wait until the larger project is approved. We have approximately \$415,131 of this fund obligated to three small projects (HVAC repair, Electrical repair, and roof repair projects).

HVAC Repair Project

Replacement of AHU 1-96, AHU-10 & CU 1-96 - The Aquarium at Fort Fisher is in need of a

project to replace two Air Handler Units and associated Condenser. All units are over 10 years old, heavily corroded and are beginning to fail. Repair is not a feasible option at this point.

Electrical Repair Project

The Automatic Transfer Switch has aged and is operating intermittently causing the generator to remain active when normal power is restored. This is a potential life safety issue.

Roof Repair Project

Repair work on the Fort Fisher Aquarium roof includes removal of approximately 3500-SF of loose gravel, clean surface, install emulsion coating, reinstall gravel, repair edging and flashing.

Performance Metrics

These funds will be used to supplement an existing project that is in the very early phases of design. This \$5M will be used towards the design and/or construction of the project. We are easily at least two years out before starting construction.

Recent Activities for Current Reporting Period (January – March 2021)

We have approximately \$415,131 of this fund obligated to three small projects (HVAC repair, Electrical repair, and roof repair projects).

HVAC Repair Project

Replacement of AHU 1-96, AHU-10 & CU 1-96 - The Aquarium at Fort Fisher is in need of a project to replace two Air Handler Units and associated Condenser. All units are over 10 years old, heavily corroded and are beginning to fail. Repair is not a feasible option at this point.

Electrical Repair Project

The Automatic Transfer Switch has aged and is operating intermittently causing the generator to remain active when normal power is restored. This is a potential life safety issue.

Roof Repair Project

Repair work on the Fort Fisher Aquarium roof includes removal of approximately 3500-SF of loose gravel, clean surface, install emulsion coating, reinstall gravel, repair edging and flashing.

Contact

Joshua Davis

Chief Financial Officer

919 814 6725 Office

919 733 6993 Fax

joshua.davis@ncdcr.gov

North Carolina Housing Finance Agency

1. Housing Rehabilitation Loan Pool Disaster Recovery

SL 2016-124, 4.1(1)

Through the Disaster Recovery Act of 2016, the General Assembly authorized an allocation of \$20 million to the North Carolina Housing Finance Agency (the Agency) through the North Carolina Housing Trust Fund for eligible projects under Chapter 122 of the General Statutes. Notwithstanding G.S. 122E-6, these funds shall directly benefit persons and families affected by Hurricane Matthew, the western wildfires, or Tropical Storms Julia and Hermine whose incomes do not exceed one hundred percent (100%) of the area's median income, with adjustments for family size, according to the latest figures available from the US Department of Housing and Urban Development.

Responsible Department and Agency

North Carolina Housing Finance Agency

Funding Allocation Update

Appropriated	\$20 million (DRA16)
Expended	\$14,830,271
Obligated	\$5,169,792
Unobligated Balance	\$0

Summary of Activities

- a. 486 Single-family homes in the ESFRLP-DR Portal with funds encumbered
- b. 173 Single-family homes under construction
- c. 288 Single-family homes complete
- d. 48 Multi-family homes complete

Recent Activities for Current Reporting Period (January - March 2021)

- a. The Covid19 pandemic has impeded construction progress.
- b. Several single-family units have dropped out of the queue because they are being addressed by RebuildNC.

Contact

Will Parry-Hill, wphill@nchfa.com, (919) 877-5605

2. Rental Production Program-Disaster Recovery

SL 2018-136, 6.1(28)

Through the Disaster Recovery Act of 2018, the General Assembly authorized an allocation of \$10 million to the North Carolina Housing Finance Agency (the Agency). These funds have been allocated to the Rental Production Program-Disaster Recovery (RPP-DR) to promote new production of affordable rental homes in the federally declared disaster counties. RPP-DR is to be used as subordinate financing on qualified developments receiving federal Low-Income Housing Tax Credits under section 42 of the federal Internal Revenue Code.

Responsible Department and Agency

North Carolina Housing Finance Agency

Funding Allocation Update

Appropriated	\$10 million (DRA18)
Expended	\$2,684,000
Obligated	\$7,316,000 million
Unobligated Balance	\$0

Summary of Activities

Awards were made and announced on August 9, 2019. Awards were made to eleven developments in eleven counties with a total of 790 new apartment homes affordable for working families. These investments will leverage \$112 million of private and other public funds.

Recent Activities for Current Reporting Period (January - March, 2021)

- a. Although hearings, permitting, and construction have been delayed by the Covid19 pandemic, most of the awarded developments have begun construction.
- b. Farrington Trace apartments in Pitt County, Meadow Branch apartments in Robeson County, and Harbor Meadows apartments in Brunswick County have drawn their funds.

Contact

Will Parry-Hill, wphill@nchfa.com, (919) 877-5605

Office of State Budget and Management

1. State Match for Federal Assistance Programs

SL 2016-124; Section 4.1 (4)

The purpose of this program is to provide funds to state agencies from the State Emergency and Disaster Relief Fund (SERDF) related to Hurricane Matthew for the required state match for various federal programs that administer disaster recovery assistance programs.

Responsible Department and Agency

NC Office of State Budget and Management

Funding Allocation Update

Appropriated	\$66,228,370.00
Expended	\$57,942,492.00
Obligated	\$ 8,285,878.00
Unobligated Balance	\$.00

Summary of Activities

State match funds requested from the SERDF by state agencies were transferred to the appropriate agency to facilitate continued funding for administration of federal disaster recovery programs.

Performance Metrics

N/A

Recent Activities for Current Reporting Period (January - March 2021)

Funds were transferred from the SERDF as requested by state agencies during the quarter.

Contact

Mercidee W. Benton

(984) 236-0672

Mercidee.Benton@osbm.nc.gov

2. State Match for Federal Assistance Programs

SL 2017-119; Section 1 (5)

The purpose of this program is to provide funds to state agencies from the State Emergency and Disaster Relief Fund (SERDF) related to Hurricane Matthew for the required state match for various federal programs that administer disaster recovery assistance programs.

Responsible Department and Agency

NC Office of State Budget and Management

Funding Allocation Update

Appropriated	\$22,300,000.00
Expended	\$19,542,565.00
Obligated	\$ 2,757,435.00
Unobligated Balance	\$.00

Summary of Activities

State match funds requested from the SERDF by state agencies were transferred to the appropriate agency to facilitate continued funding for administration of federal disaster recovery programs.

Performance Metrics

N/A

Recent Activities for Current Reporting Period (January - March 2021)

Funds were transferred from the SERDF as requested by state agencies during the quarter.

Contact

Mercidee W. Benton

(984) 236-0672

Mercidee.Benton@osbm.nc.gov

3. State Match for Federal Assistance Programs

SL 2018-5; Section 5.6(b)(1)

The purpose of this program is to provide funds to state agencies from the State Emergency and Disaster Relief Fund (SERDF) related to Hurricane Matthew for the required state match for various federal programs that administer disaster recovery assistance programs.

Responsible Department and Agency

NC Office of State Budget and Management

Funding Allocation Update

Appropriated	\$14,500,000.00
Expended	\$.00
Obligated	\$14,500,000.00
Unobligated Balance	\$.00

Summary of Activities

N/A

Performance Metrics

N/A

Recent Activities for Current Reporting Period (January - March 2021)

N/A

Contact

Mercidee W. Benton

(984) 236-0672

Mercidee.Benton@osbm.nc.gov

4. Grants In Aid

SL 2018-5; Section 5.6(b)(4)

The purpose of this program is to provide pass through grant-in-aid funds appropriated by the NC General Assembly to the towns of Princeville and Fair Bluff for contractual services related to management and use of disaster recovery funds for Hurricane Matthew.

Responsible Department and Agency

NC Office of State Budget and Management

Funding Allocation Update

Appropriated	\$	700,000.00
Expended	\$	656,250.00
Obligated	\$	43,750.00
Unobligated Balance	\$	0.00

Summary of Activities

Grant-in-aid funds requested from the towns for which funds were appropriated for were processed to facilitate continued funding for administration of disaster recovery programs.

Performance Metrics

N/A

Recent Activities for Current Reporting Period (January - March 2021)

Grant-in-aid funds from the towns were processed as requested during the quarter.

Contact

Nels Roseland, OSBM Deputy Director

(984) 236-0731

Nels.roseland@osbm.nc.gov

5. Grants In Aid

SL 2019-224; Section 2.1 (2)

The purpose of this program is to provide pass through grant-in-aid funds appropriated by the NC General Assembly to the directed units of local governments outlined in the legislation for varied projects and purposes related to the use of disaster recovery funds for Hurricane Florence.

Responsible Department and Agency

NC Office of State Budget and Management

Funding Allocation Update

Appropriated	\$ 27,868,000.00
Expended	\$ 9,045,106.00
Obligated	\$ 18,822,894.00
Unobligated Balance	\$ 0.00

Summary of Activities

Grant-in-aid funds requested from the local government units for which funds were appropriated for were processed to facilitate continued funding for administration of disaster recovery programs.

Performance Metrics

N/A

Recent Activities for Current Reporting Period (January - March 2021)

The Bogue Sound Project was completed this quarter. In addition, grant-in-aid funds from the local government units were processed as requested during the quarter.

Contact

Nels Roseland, OSBM Deputy Director
(984) 236-0731
Nels.roseland@osbm.nc.gov

6. State Match for Federal Assistance Programs

SL 2019-250; Section 1.1 (2) a

The purpose of this program is to provide funds to state agencies from the State Emergency and Disaster Relief Fund (SERDF) related to Hurricane Matthew for the required state match for various federal programs that administer disaster recovery assistance programs.

Responsible Department and Agency

NC Office of State Budget and Management

Funding Allocation Update

Appropriated	\$11,197,013.00
Expended	\$.00
Obligated	\$11,197,013.00
Unobligated Balance	\$.00

Summary of Activities

N/A

Performance Metrics

N/A

Recent Activities for Current Reporting Period (January - March 2021)

N/A

Contact

Mercidee W. Benton

(984) 236-0672

Mercidee.Benton@osbm.nc.gov

7. State Match for Federal Assistance Programs

SL 2019-250; Section 1.1 (2) b

The purpose of this program is to provide funds to state agencies from the State Emergency and Disaster Relief Fund (SERDF) related to Hurricane Michael for the required state match for various federal programs that administer disaster recovery assistance programs.

Responsible Department and Agency

NC Office of State Budget and Management

Funding Allocation Update

Appropriated	\$ 4,176,245.00
Expended	\$ 778,341.00
Obligated	\$ 3,397,904.00
Unobligated Balance	\$.00

Summary of Activities

State match funds requested from the SERDF by state agencies were transferred to the appropriate agency to facilitate continued funding for administration of federal disaster recovery programs.

Performance Metrics

N/A

Recent Activities for Current Reporting Period (January - March 2021)

Funds were transferred from the SERDF as requested by state agencies during the quarter.

Contact

Mercidee W. Benton

(984) 236-0672

Mercidee.Benton@osbm.nc.gov

8. State Match for Federal Assistance Programs

SL 2019-250; Section 1.1 (2) c

The purpose of this program is to provide funds to state agencies from the State Emergency and Disaster Relief Fund (SERDF) related to Hurricane Dorian for the required state match for various federal programs that administer disaster recovery assistance programs.

Responsible Department and Agency

NC Office of State Budget and Management

Funding Allocation Update

	Total	SL 2019-250
Appropriated	\$17,800,000.00	
Expended	\$ 9,472,143.00	
Obligated	\$ 8,327,857.00	
Unobligated Balance	\$.00

Summary of Activities

State match funds requested from the SERDF by state agencies were transferred to the appropriate agency to facilitate continued funding for administration of federal disaster recovery programs.

Performance Metrics

N/A

Recent Activities for Current Reporting Period (January - March 2021)

Funds were transferred from the SERDF as requested by state agencies during the quarter.

Contact

Mercidee W. Benton

(984) 236-0672

Mercidee.Benton@osbm.nc.gov

9. State Match for Federal Assistance Programs

SL 2019-250; Section 1.2 (1)

The purpose of this program is to provide funds to state agencies from the State Emergency and Disaster Relief Fund (SERDF) related to Hurricane Dorian, recent storms, and future emergencies, as authorized by G.S 166-A;19.42 for the required state match for various federal programs that administer disaster recovery assistance programs.

Responsible Department and Agency

NC Office of State Budget and Management

Funding Allocation Update

Appropriated	\$ 5,000,000.00
Expended	\$.00
Obligated	\$ 5,000,000.00
Unobligated Balance	\$.00

Summary of Activities

N/A

Performance Metrics

N/A

Recent Activities for Current Reporting Period (January - March 2021)

N/A

Contact

Mercidee W. Benton

(984) 236-0672

Mercidee.Benton@osbm.nc.gov

10.Grants In Aid

SL 2019-250; Section 1.2 (8)

The purpose of this program is to provide pass through grant-in-aid funds appropriated by the NC General Assembly to Hyde County for construction of a pump station and related watershed restoration for the Lake Mattamuskeet watershed.

Responsible Department and Agency

NC Office of State Budget and Management

Funding Allocation Update

Appropriated	\$	1,800,000.00
Expended	\$	100,000.00
Obligated	\$	1,700,000.00
Unobligated Balance	\$.00

Summary of Activities

Grant-in-aid funds requested from Hyde County were processed to facilitate continued funding for the specific project that funds were appropriated for.

Performance Metrics

N/A

Recent Activities for Current Reporting Period (January - March 2021)

Grant-in-aid funds from Hyde County were processed as requested during the quarter.

Contact

Nels Roseland, OSBM Deputy Director

(984) 236-0731

Nels.roseland@osbm.nc.gov

11. Disaster Housing Recovery Support

SL 2018-136, Subsection 6.1(24)

The purpose of this program is to provide funds for the following housing related matters:

a) Housing elevation, acquisition, and mitigation reconstruction for homes not covered by the Hazard Mitigation Grant Program, b) State Acquisition Relocation funds, which enable low-to-moderate-income homeowners to purchase homes, and c) Flood insurance subsidies.

Responsible Department and Agency

NC Office of State Budget and Management

Funding Allocation Update

Appropriated	\$ 23,000,000
Expended	\$ 10,417,075
Obligated	\$ 12,582,925
Unobligated Balance	\$ 0

Summary of Activities

Where a total of \$20.28 million in grant awards have been committed or obligated to assist 10 severely impacted counties or communities to provide them with critical and pressing needs grants. These first phase grants would assist Brunswick, Craven, Duplin, Jones, New Hanover, Onslow, Pender, Robeson and Scotland Counties, and the City of Lumberton, to address the most severe hardship cases involving low to moderate income, elderly and/or disabled homeowners who are living in unsafe, unsanitary housing that pose urgent safety or public health risk due to mold or potential structural failure. These grants can also be used for mitigation reconstruction and acquisition activities. A total of \$5.8 million in non-profit grant awards have been provided to Habitat for Humanity affiliates in eastern North Carolina, Wilmington Area Rebuilding Mission (WARM) (\$1 million grant), Baptists on Mission (\$1 million grant), and United Methodists (\$1 million grant) to support emergency housing repairs, mitigation reconstruction and acquisition activities that will benefit hurricane displaced families. The remaining funds are programmed to support housing recovery expenses associated with repairs, acquisitions and reconstruction of storm impacted homes.

Performance Metrics

- a. Average Time for Project Delivery by Program
 - o Average number of days from application to fund distribution **92**

- Average number of days from fund distribution to project commencement **0**
- Average number of days from project commencement to project completion **157**
- b. Amount and % spent/obligated on administrative activities by Program.
622,135/6%
- c. Amount and % spent/obligated on behalf of recipients by Program.
\$9,794,940/94%

Recent Activities for Current Reporting Period (January – March 2021)

- Thirty-four (34) owners had their homes repairs completed or had their homes reconstructed or had been bought out of flood prone areas this quarter
- Thirty-three (33) owner projects were started this quarter
- Twenty-seven (27) owner projects were 80% complete by the end of this quarter

Contact

Nels Roseland, OSBM Deputy Director

(984) 236-0731

Nels.roseland@osbm.nc.gov

12. Housing Needs

SL 2017-119, Subsection 1.1(a)

The purpose of this program is to provide funds for the following: 1) Repair of owner-occupied low-to-moderate-income housing not covered by CDBG-DR Program funding 2) Repair of low-to-moderate-income rental housing not covered by CDBG-DR Program funding 3) Housing elevation, acquisitions, and mitigation reconstruction for homes not covered by the Hazard Mitigation Grant Program 4) State Acquisition Relocation funds, which enable low-to-moderate-income homeowners to purchase homes 5) Flood insurance subsidies and 6) Temporary housing for storm victims.

Responsible Department and Agency

NC Office of State Budget and Management

Funding Allocation Update

Appropriated	\$	20,000,000
Expended	\$	9,617,050
Obligated	\$	10,382,950
Unobligated Balance	\$	0

Summary of Activities

Where a total of 13 counties have entered into housing recovery grant contracts with the State. Of these, a total of 126 homeowners have been approved for assistance. Eighty-two (86) owners have completed their homes repairs or have had their homes reconstructed or have been bought out of flood prone areas. Seventeen (17) owner projects are in process.

Performance Metrics

- d. Average Time for Project Delivery by Program
 - o Average number of days from application to fund distribution **92**
 - o Average number of days from fund distribution to project commencement **0**
 - o Average number of days from project commencement to project completion **157**
- e. Amount and % spent/obligated on administrative activities by Program.
\$993,113/10%
- f. Amount and % spent/obligated on behalf of recipients by Program.
\$8,623,938/90%

Recent Activities for Current Reporting Period (January – March 2021)

- Four (4) owners had their homes repairs completed or had their homes reconstructed or had been bought out of flood prone areas this quarter
- Two (2) owner projects were 80% complete by the end of this quarter

Contact

Nels Roseland, OSBM Deputy Director
(984) 236-0731
Nels.roseland@osbm.nc.gov

13.State Match for Federal Assistance Programs

SL 2020-97; Section 2.6.(d)(1)

The purpose of this program is to provide funds to state agencies from the State Emergency and Disaster Relief Fund (SERDRF) related to Hurricane Matthew for the required state match for various federal programs that administer disaster recovery assistance programs.

Responsible Department and Agency

NC Office of State Budget and Management

Funding Allocation Update

Appropriated	\$ 10,423,729.00
Expended	\$.00
Obligated	\$ 10,423,729.00
Unobligated Balance	\$.00

Summary of Activities

N/A

Performance Metrics

N/A

Recent Activities for Current Reporting Period (January - March 2021)

N/A

Contact

Mercidee W. Benton

(984) 236-0672

Mercidee.Benton@osbm.nc.gov

14.State Match for Federal Assistance Programs

SL 2020-97; Section 2.6.(d)(2)

The purpose of this program is to provide funds to state agencies from the State Emergency and Disaster Relief Fund (SERDRF) related to Hurricane Dorian for the required state match for various federal programs that administer disaster recovery assistance programs.

Responsible Department and Agency

NC Office of State Budget and Management

Funding Allocation Update

Appropriated	\$	2,779,661.00
Expended	\$.00
Obligated	\$	2,779,661.00
Unobligated Balance	\$.00

Summary of Activities

N/A

Performance Metrics

N/A

Recent Activities for Current Reporting Period (January - March 2021)

N/A

Contact

Mercidee W. Benton

(984) 236-0672

Mercidee.Benton@osbm.nc.gov

North Carolina State Education Assistance Authority

1. Emergency Grant for Affected Postsecondary Students (NCICU)

SL2018-136, Section 6.1 (12)

The Emergency Scholarship Grant Funds are provided to mitigate the impact for postsecondary students who have suffered financial hardship due to damage and destruction from Hurricane Florence. An emergency scholarship in the amount of up to one thousand two hundred fifty dollars (\$1,250) per student will be used so that his or her postsecondary education continues uninterrupted.

The students are required to reside in or attend an institution located in a county designated under a major disaster declaration as a result of Hurricane Florence.

Responsible Department and Agency

North Carolina State Education Assistance Authority - NCSEAA

Funding Allocation Update

	Total	SL here
Appropriated	\$1,000,000.00	
Expended	\$ 863,623	
Obligated		
Unobligated Balance	\$ 136,377	

Summary of Activities

- Assisted students with grants for tuition and fees.
- Assisted students with grants for housing and living expenses.
- Assisted students with grants for transportation.
- Provided assistance over a period of three semesters.

Performance Metrics

- Average Time for Project Delivery by Program
 - Average number of days from application to fund distribution **N/A**
 - Average number of days from fund distribution to project commencement **N/A**
 - Average number of days from project commencement to project completion **N/A**
- Amount and % spent/obligated on administrative activities by Program. **None**
- Amount and % spent/obligated on behalf of recipients by Program. **None**

Recent Activities for Current Reporting Period (January – March 2021)

No new awards were made during this period. We did not receive any refunds.

Contact

Kevin J. Lineberry | Associate Director for Higher Education Programs
North Carolina State Education Assistance Authority - NCSEAA
2 UNC-TV Drive | Research Triangle Park, NC 27709
Office: 919.248.4679 | Fax: 919.248.6679 | Cell: 919.937.7884

UNC Pembroke

1. Emergency Grants for Affected Postsecondary Students

SL 2018-136 6.1(11)

In an October special legislative session, the 2018 General Assembly appropriated \$2,000,000 from the statewide Hurricane Florence Disaster Recovery Fund to the Board of Governors to establish the Hurricane Florence Emergency Grant Program for Postsecondary Students. Funding from this program will provide emergency scholarship grants in an amount up to one thousand two hundred fifty dollars (\$1,250) for each eligible UNC System student who has suffered financial hardship due to the damage and destruction from Hurricane Florence. These funds may be used to cover any expenses that support a student's continued enrollment, including costs related to transportation, textbooks, tuition, fees and living expenses.

Responsible Department and Agency

UNC-Pembroke, Financial Aid

Funding Allocation Update

Appropriated	\$250,000
Expended	\$ 97,000
Obligated	\$0.00
Unobligated Balance	\$153,000

Summary of Activities

UNCP awarded \$ 97,000 in grants to students during the Fall and Spring semesters for the 18/19 school year.

Performance Metrics

- a. Average time for Project Delivery by Program
 - Average number of days from application to fund distribution – 4 days
 - Average number of days from fund distribution to project commencement – N/A
 - Average number of days from project commencement to project completion – N/A
- b. Amount and % spent/obligated on administrative activities by Program – 0%

- c. Amount and % spent/obligated on behalf of recipients by Program – 38.8%
(97,000/250,000)

Recent Activities for Current Reporting Period (January - March 2021)

UNCP did not award any new grants during this period. This program is finished, and unobligated monies have been returned previously.

Contact

Michelle Donegain

Controller

Michelle.donegain@UNCP.edu

910-521-6583

2. Capital Recovery Fund

SL 2018-136 6.1(7)

In an October special legislative session, the 2018 General Assembly appropriated \$30,000,000 from the statewide Hurricane Florence Disaster Recovery Fund to the Board of Governors for repair and renovation of capital facilities at three campuses that sustained the heaviest damage from Hurricane Florence. Allocations are to be made to Fayetteville State University, UNC Pembroke, and UNC Wilmington.

Under the provisions of the law, institutions will diligently seek alternative funds to cover the needs for which state funds are being provided and, if funds are provided from these alternative sources, return the state funds.

Responsible Department and Agency

Please include the Department, Agency and Division responsible here.

Funding Allocation Update

Appropriated	\$829,499
Expended	\$800,000
Obligated	\$0
Unobligated Balance	\$29,499

Summary of Activities

- a. Foundation work required for soil conditions degraded by flooding and “hardening” finishes, doors, etc. to increase building system resilience for West Hall not covered by FEMA or insurance.
- b. Identified areas of mitigation to reduce future risk and damages

Performance Metrics

- a. Average time for Project Delivery by Program
 - Average number of days from application to fund distribution – N/A
 - Average number of days from fund distribution to project commencement – N/A
 - Average number of days from project commencement to project completion Approximately 638 days (October 2018 – July 2020)
- b. Amount and % spent/obligated on administrative activities by Program – 0%
- c. Amount and % spent/obligated on behalf of recipients by Program – 100%

Recent Activities for Current Reporting Period (January – March 2021)

This program is finished and unobligated monies were returned during the current reporting period.

Contact

Michelle Donegain

Controller

Michelle.donegain@UNCP.edu

910-521-6583

UNC Wilmington

1. Repairs and Renovations to Dobo Hall – Hurricane Florence

SL 2019-224 and Subsection 2.1.(8)c.

The intended purpose of this program is to provide funding for repairs and renovations for damages sustained from Hurricane Florence. Hurricane Florence caused extensive damage to Dobo Hall, the primary lab research facility on the main campus. A complete remediation and renovation to Dobo Hall was required, and temporary lab and classroom facilities were necessary in the interim to provide teaching and research space and continue the mission of the University.

Responsible Department and Agency

Architectural and Construction Services, UNC-Wilmington

Funding Allocation Update

	Total	SL here
Appropriated	\$8,000,000.00	
Expended	\$8,000,000.00	
Obligated		
Unobligated Balance	\$0.00	

Summary of Activities

- a. Short-term space was provided via the re-construction and upfit of modular buildings that could be immediately positioned on the UNCW campus and Infrastructure work was included in this scope of work.
- b. Mid-term space better suited to our research and teaching needs was planned through the procurement and placement of modular classroom teaching and research laboratory units. The scope included the pre-engineered structures and supporting parking and infrastructure, and will remain operational until Dobo Hall is complete and suitable for re-use.
- c. The project required the remediation of hazardous materials and conditions to enable full building access, including mold and chemical contaminants that were verified with testing along with removal of all equipment, chemicals, glassware, furniture, etc. The project scope also includes repair of nearly 500 incomplete structural connections resident from the original construction, replacement of the roof and supporting deck, all exterior windows, interior finishes and permanent furnishings, all building mechanical and electrical systems, life safety and controls that were destroyed by several days of water intrusion during the storm.

Performance Metrics

- Average Time for Project Delivery by Program
- Amount and % spent/obligated on administrative activities by Program.
- Amount and % spent/obligated on behalf of recipients by Program.

Recent Activities for Current Reporting Period (January 2021- March 2021)

Although work is still underway to replace equipment, labware and furniture destroyed in the storm faculty and staff began setting up department offices and labs, so that most of Dobbs Hall could be reopened for Fall 2020.

Contact

Joe Stewart, Architectural and Construction Services, UNCW
919-962-3599
stewartw@uncw.edu

North Carolina Wildlife Resources Commission

1. Water Vessels (Abandoned and Derelict Vessels)

SL 2019 224 2.1 (10), SL 2020-74 HB 308

The North Carolina Wildlife Resources Commission received a General Fund appropriation of \$1,000,000 to inspect, investigate, and remove derelict and abandoned water vessels that were a result of Hurricane Florence and other past storms.

Responsible Department and Agency

North Carolina Wildlife Resources Commission

Funding Allocation Update

	Total	SL here
Appropriated	\$1,000,000.00	
Expended	\$92,624.52	
Obligated	\$907,375.48	
Unobligated Balance	\$0.00	

Summary of Activities

NC Wildlife Resources Commission (NCWRC) has defined the Abandoned and Derelict Vessel project plan to ensure efficient use of the funding. NCWRC has also requested and was granted revisions to the Abandoned and Derelict Vessel legislation, SESSION LAW 2020-74 HOUSE BILL 308 contains the revisions. A project lead has been named and work on the project plan is underway. NCWRC has identified 59 abandoned vessels that are planned for removal using appropriated funds, and the process for notifying owners of these vessels is complete. One large shrimp trawler has been removed from the Intracoastal Waterway near Hammock's Beach in Onslow County. Ten vessels are currently in the contracting process and NCWRC is steadily moving forward with contracting removals. NCWRC has established a partnership with the Division of Coastal Management and the North Carolina Coastal Federation in order to remove all vessels that are abandoned along the NC coastline. Through our coordination efforts, we have ensured that efforts are not duplicated and each funding source is used efficiently.

Performance Metrics

- a. Average Time for Project Delivery by Program
 - o Average number of days from application to fund distribution **TBD**
 - o Average number of days from fund distribution to project commencement **TBD**
 - o Average number of days from project commencement to project completion: **60 days**

- b. Amount and % spent/obligated on administrative activities by Program.
 - o **Amount Spent: \$24,624.52**
 - o **% spent on Administrative Activities: 26.58%**
- c. Amount and % spent/obligated on behalf of recipients by Program.
 - o **Amount Spent: \$68,000.00**
 - o **% spent on behalf of recipients of by Program: 73.41%**

Recent Activities for Current Reporting Period (January– March 2021)

NCWRC's Abandoned and Derelict Vessel Removal Program has begun implementing a removal plan and strategy for removing abandoned and derelict vessels caused by Hurricane Florence and other past storms. NCWRC has utilized a notification letter and notification decal to notify vessel owners of the status of their vessel, and NCWRC's plan to remove the vessel. NCWRC's Enforcement and Engineering Division have worked together over the last three quarters to complete the notification process for all WRC, NC Coastal Federation and NC DEQ funded removals. A large shrimp trawler located near Hammock's Beach and a large sailing vessel in Carteret County were removed this reporting period. Other high priority abandoned vessels will be contracted for removal in the coming months. Active removal projects are anticipated to last through 2021. It is projected that all appropriated funds will be expended on the remaining storm related abandoned vessels at the North Carolina coast.

Coordination efforts with the Division of Coastal Management and the NC Coastal Federation have been a critical component in planning and prioritizing removal projects. Memorandums of Agreement were established with DCM and NCCF to outline the partnerships and facilitate removal activities moving forward. An efficient and effective data collection method has also been created through a GIS mapping application. This application will provide consistent data collection when assessing ADV's in the field, an interactive and searchable map that will plot all remaining ADV's on the Commission's ADV webpage and will provide useful removal metrics at the completion of removal projects. Recent coordination efforts with the Department of Environmental Quality, and other federal partners, are ensuring that all staff involved in abandoned vessel removal and data collection will have access to this application. This will provide a unified data collection effort and better ADV data consistency.

Contact

Ashton Godwin
Legislative Liaison
NC Wildlife Commission
919.616.6507

Appendices

1. Comprehensive State and Federal Funding Workbooks for Hurricanes Matthew, Florence, Michael, Dorian, and other smaller recent events.