



North Carolina Department of Public Safety

Prevent. Protect. Prepare.

Roy Cooper, Governor

Erik A. Hooks, Secretary

MEMORANDUM

TO: Director of the Budget
House Appropriations Committee
Senate Appropriations Committee
Fiscal Research Division

FROM: Erik A. Hooks, Secretary *EAH*

RE: Annual Report on Use of Disaster Recovery and Assistance Funds

DATE: July 1, 2021

Pursuant to Session Law 2018-136, Section 5.8, the Office of Recovery and Resiliency (Office) shall provide separate quarterly reports to the Director of the Budget, the standing Appropriations Committees of the Senate and the House of Representatives, and the Fiscal Research Division on the use of disaster recovery and assistance funds expended from the Hurricane Florence Recovery Fund, the State Emergency Response and Disaster Relief Fund for Hurricane Matthew, funds appropriated for disaster relief for Hurricane Dorian, and Community Development Block Grant-Disaster Recovery funds. **The Office shall provide annual reports that compile the information contained in the quarterly reports.**

The attached annual report provides a summary of key state-funded recovery activities across state agencies from January through December 2020.

MAILING ADDRESS:
4201 Mail Service Center
Raleigh, NC 27699-4201

www.ncdps.gov



An Equal Opportunity Employer

OFFICE LOCATION:
512 N. Salisbury Street
Raleigh, NC 27604

Telephone: (919) 733-2126

Annual Report: State Funding Summary for North Carolina's Hurricane Recovery

January – December 2020

Submitted by: North Carolina Office of Recovery and Resiliency



This space intentionally left blank.

Executive Summary	3
Current Federal Disaster Declarations in North Carolina.....	3
State and Federal Funding Summary Tables	6
Programs to Support Agriculture.....	8
Programs to Support Business	9
Programs to Support Communities and Local Government.....	10
Programs to Economic Stability	11
Programs to Support Education	12
Programs to Support the Environment.....	12
Programs to Support Health.....	14
Programs to Support Housing.....	15
Programs to Support Infrastructure.....	17
Programs to Support Preparedness and Response	18
Programs to Support Recovery Administration.....	19
Appendix.....	19

Executive Summary

This annual report is required to be submitted to the Legislature per SL 2018-136, Section 5.8.(b). This legislation created the North Carolina Office of Recovery and Resiliency (NCORR) and charged the Office with providing quarterly and annual reports on the State's recovery progress. This annual report provides a summary of key state-funded recovery activities across state agencies from January through December 2020. The report is organized into three sections, which include:

1. **Executive Summary.** A brief summary of current recovery hurricane recovery activities led by the NC Division of Emergency Management (NCEM) and the NC Office of Recovery and Resiliency (NCORR).
2. **Summary of State Funding for Disaster Relief.** Highlights of recovery activities across state agencies and departments.
3. **Appendix.** A summary expenditure report (Excel spreadsheet) summarizing the year's expenditures for each state-appropriated program, by agency.

Current Federal Disaster Declarations in North Carolina

At the end of 2020, North Carolina had six active federal weather-related disaster declarations (this report does not cover the COVID-19 Pandemic) for FEMA Public Assistance (PA), including Matthew, Florence, Michael, Dorian, February Severe Storms, and Isaias. While FEMA Individual Assistance has only been approved for the state's farthest-reaching storms, Matthew and Florence, the State has supported individuals and communities through its State Individual Assistance program, providing loans and helping to connect survivors to resources to assist with unmet needs.

For **Florence** recovery, NCEM moved the last 12 households out of the Direct Housing Program and the program has been closed. In total, 139,814 North Carolinians received Individual Assistance, with over \$153,854,154 in funds disbursed for housing and other needs assistance. Public Assistance has worked with local partners to develop 2,840 projects totaling \$1.15 billion. The Hazard Mitigation Grant Program (HMGP) has approved projects in 57 counties and was approved for an "expedited" Hazard Mitigation Program for Florence which includes acquiring 172 properties. As of December 31, for **Matthew**, the HMGP program has reimbursed \$24 million to local governments and the CDBG-DR program has disbursed \$101 million and obligated \$218 million. These programs, in addition to those lead by the state partners contributing to this report are helping to support the unmet needs of North Carolinians and local communities across the state.

Figure 1. Hurricane Matthew Declared Counties (October 2016)

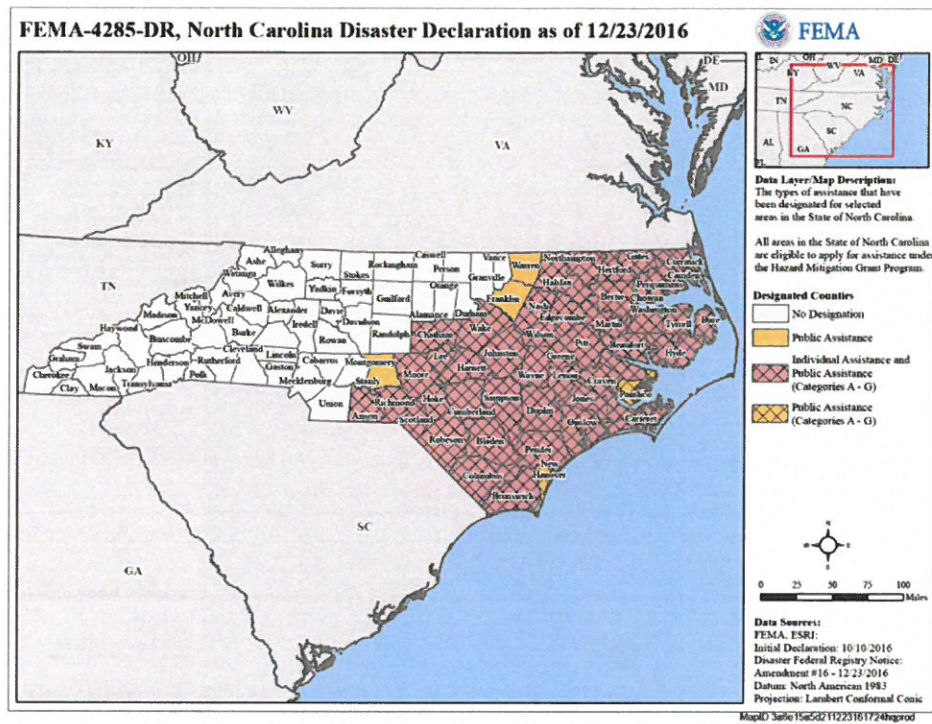


Figure 2. Hurricane Florence Declared Counties (September 2018)

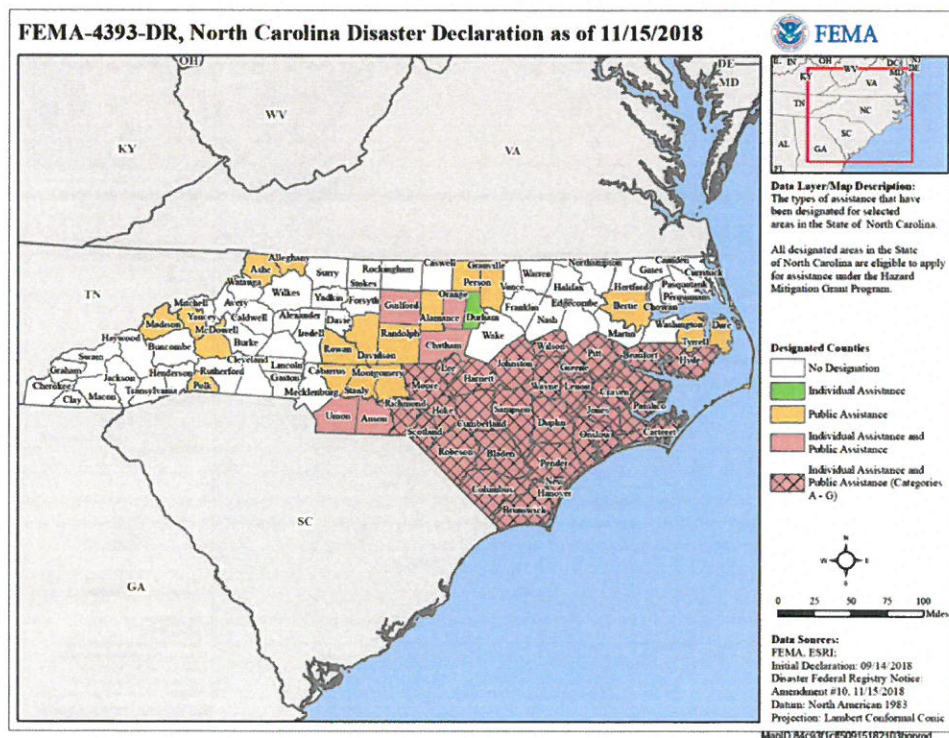


Figure 3. Tropical Storm Michael Declared Counties (September 2018)

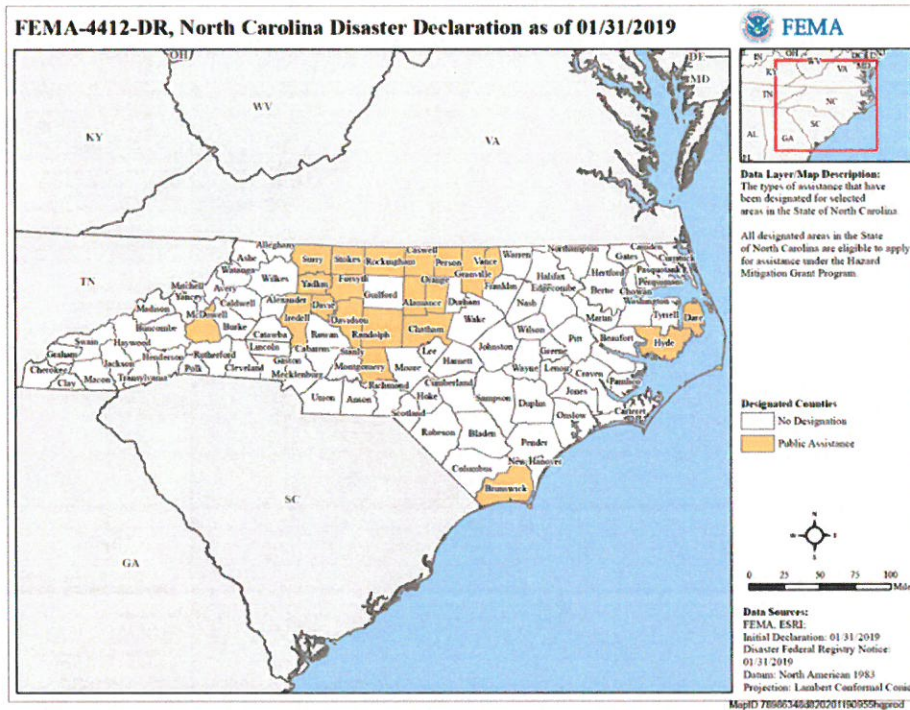
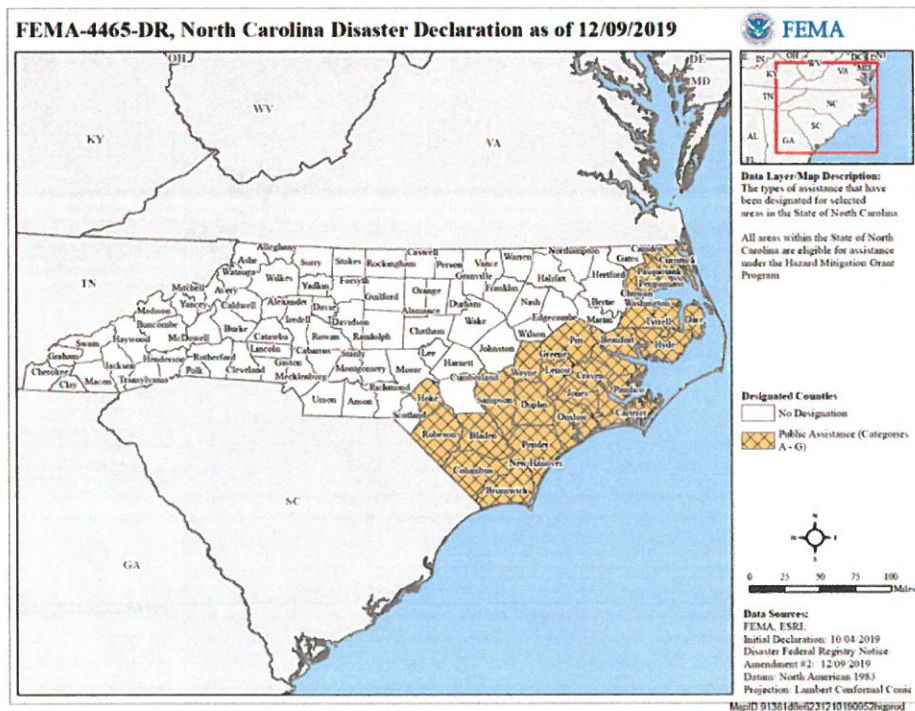


Figure 4. Hurricane Dorian Declared Counties (September 2019)



State and Federal Funding Summary Tables

Tables below represent expenses and obligations of state appropriations from SL 2016-124, SL 2017-119, SL 2018-5, SL 2018-134, SL 2018-136, SL 2018-138, SL 2019-224 and SL 2019-250. Amounts reported are as of December 31, 2020.

Table 1. Total state fund expenditures in 2020, by agency.

Agency	Balance as of Jan 1, 2020	Jan-Dec 2020 Expenditures	Encumbrances	Balance as of Jan 1, 2021
NC Department of Commerce	\$ 5,209,216	\$ 1,793,261	\$ 3,415,955	\$ -
Department of Agricultural and Consumer Services	\$ 108,634,330	\$ 41,041,242	\$ 30,193,522	\$ 37,399,565
Department of Environmental Quality	\$ 68,919,047	\$ 24,110,794	\$ 2,868,831	\$ 41,939,421
Department of Insurance	\$ 673,613	\$ -		\$ 673,613
Department of Public Safety	\$ 199,250,235	\$ 76,586,753	\$ 18,381,106	\$ 104,282,376
Housing Finance Agency	\$ 19,126,533	\$ 3,336,752		\$ 15,789,781
Golden LEAF	\$ 72,953,920	\$ 21,844,164	\$ 45,435,860	\$ 5,673,896
Office of State Budget and Management	\$ 104,652,662	\$ 25,189,997	\$ 73,003,588	\$ 6,459,077
Lumber River Council of Governments	\$ 4,708,107	\$ 3,126,936	\$ 1,581,171	\$ -
NC Community Colleges	\$ 10,113,487	\$ 6,727,412		\$ 3,386,075
Administrative Office of the Courts	\$ 1,000,000	\$ -		\$ 1,000,000
Department of Health and Human Services	\$ 2,249,225	\$ -		\$ 2,249,225
Department of Public Instruction	\$ 33,877,234	\$ 31,806,347	\$ -	\$ 2,070,887
University of NC - Board of Governors	\$ 30,895,836	\$ 18,374,146	\$ 1,776,459	\$ 10,745,231
Wildlife Resource Commission	\$ 1,550,000	\$ -		\$ 1,550,000
Department of Natural and Cultural Resources	\$ 5,000,000	\$ 13,357		\$ 4,986,643
Grand Total	\$ 668,813,445	\$ 253,951,162	\$ 176,656,493	\$ 238,205,790

Table 2. Total federal expenditures in 2020, by agency.

Agency	Balance as of Jan 1, 2020	Expenditures Jan-Dec 2020	Balance as of Jan 1, 2021
DHHS	\$ 25,328,890	\$ -	\$ 25,328,890
DPS	\$ 1,665,295,799	\$ 306,529,119	\$ 1,358,766,680
UNC	\$ -	\$ -	\$ -
Grand Total	\$ 1,690,624,689	\$ 306,529,119	\$ 1,384,095,570

This space intentionally left blank.

Programs to Support Agriculture

The **Agricultural Disaster Program** which is supported by funds from SL 2018-138; Subsection 1.3(3) directly assists farmers who suffered losses to commodities, livestock, poultry and aquaculture because of excessive rain and flooding that occurred between May 15, 2018 and December 31, 2018, including Hurricane Florence. Payments for this program were completed in March of 2020 and a total of \$233,647,490 has been paid out to affected farmers statewide.



The **Drought Pasture Renovation** project, funded by SL 2017-119; Subsection 1.3, used \$1.0M of the \$20M to the Division of Soil and Water Conservation for drought relief in the 20 counties in western North Carolina that have been declared a federal disaster by the Secretary of the United States Department of Agriculture due to prolonged drought. Soil and Water Conservation Districts have developed 261 contracts for Drought Pasture Renovation over 4,595 acres in 15 counties. To date, 233 contracts have been completed, restoring 3,981 acres of pasture. One additional contract will be installed in the fall planting season.

The **Agriculture Recovery for Farmers** program, SL 2018-136; Subsection 6.1 (23), allocates \$50M to the Department of Agriculture and Consumer Services to assist farmers with recovery activities such as hay relief, pasture renovation, non-field farm road repair, best management practices renovations, reforestation efforts and to provide federal matches as needed. Over the course of 2020, the Florence Reforestation Fund reimbursed 246 unduplicated

landowners for over 400 forest practices across over 27,000 acres and expended \$8.5 million.

Additionally, the FRF provides for federal cost-share allocations for soil and water conservation districts under the Soil and Water Conservation Division for recovery practices. The projects are Emergency Watershed Protection projects administered through the USDA's Natural Resources Conservation Service (NRCS). During 2020, 12 pond repair projects were completed and 47 pasture renovations took place on over 1,400 acres.



Programs to Support Business

State funds for **Small Business Recovery Loans** have been appropriated to The Golden Leaf Foundation, SL 2018-136, subsection 6.1(22); SL 2018-138, subsection 1.3(4), to award grants to non-profit entities to make loans to small businesses affected by Hurricane Florence. Loan funds may only be used for eligible purposes under the Small Business Administration (SBA) disaster loan assistance program. Intent of these funds is to assist businesses that were denied by SBA or do not have access to other available capital. The Golden LEAF Board awarded one grant to the Rural Center on December 6, 2018 for the management of this program, encumbering all the

funds appropriated for this purpose. Administrative fees may not exceed 5 percent of loans awarded. Golden LEAF has disbursed \$3,675,897.65 to the Rural Center. The Rural Center reports 78 loans awarded totaling \$4,508,105.45 in 21 counties. Businesses receiving loans through this program report 1,258 jobs retained and more than \$28 million in payroll preserved. Final loans were paid out in 2020 and applications closed. In total, more than 100 loans were administered through this program.

Programs to Support Communities and Local Government

State funds are making a significant impact is through the **Distressed Local Governments Local Government Assistance Grant and Loan Programs**. For the first grant program, with a total appropriation of \$8,000,000 (SL 2018-136), 19 communities have received funds, ranging from \$200,000 to \$1,000,000 and all funds have been expended. For the loans portion of the Program, appropriated in SL 2018-138, 11 communities have participated and received requested loan amounts, ranging from \$25,000 to \$2,000,000. Allocations for this program total \$20,000,000 of which \$20,000,000 has been expended (\$717,567 of which occurred during the reporting period). A total of \$9.6m in loan repayments have been received. During the latter part of 2019, additional funding was appropriated for this program in SL 2019-250 (\$10,000,000 for loans for all recent storms and \$5,000,000 for grants for Hurricane Dorian) and agreements were executed during 2020. As of December 2020, there have been 7 local governments that have executed loan agreements and a total of \$4,215,795 has been expended (with an additional \$4,918,933 encumbered). Local governments benefiting from these loans include Hyde County, the Town of Pollocksville, Elizabethtown and Jones County. In 2020, for the grants portion of the program, Carteret, Hyde and Dare Counties have received grants totaling \$4,714,000.



SL 2019-224 also provided additional funding to assist coastal communities and local governments by appropriating \$11,500,000 to the **Coastal Storm Mitigation Fund**. The funds can be used for costs associated with beach nourishment, artificial dunes, and other projects to mitigate or remediate coastal storm damage to the ocean beaches and dune systems. During 2020, The Department of Environmental Quality's Division of Water Resources formed a committee to review project applications from local governments for this funding. Nine local governments received funding for projects; a few include Surf City Post Florence Emergency Bern Restoration, Town of Holden Beach Sand Fence Installation and Dare County Buxton Maintenance/Storm Damage Repair. All funds for this program were expended in 2020 to benefit various local governments that suffered coastal storm damage from Hurricane Florence.

Programs to Support Economic Stability

The **Commercial Fishing Assistance** program, SL 2018-136, 6.1 (19), was designed to help make up for the losses to the state's nearly billion-dollar commercial fishing industry due to the storm. Compensation was based on income losses from September, October and November harvest reductions due to Hurricane Florence, as documented by state harvest records. This program resulted in a total of 2,946 individual checks to 1,176 fishermen totaling \$11,474,471.98. Additionally, \$61,991.28 was expended for administrative costs. This program was able to cover 85.4 percent of September 2018 losses, 91.76 percent of October 2018 losses, and 82.29 percent of November losses. Funds for this program have been fully expended.

Programs to Support Education

Following Hurricane Florence, SL 2018-136, Subsection 6.1(10), appropriated \$5,000,000 for **Emergency Grants for Postsecondary Students** in an amount up to \$1,250 per student for those who have suffered financial hardship due to the damage and destruction from Hurricane Florence. Students must reside in a county covered under a federal disaster declaration. An emergency grant shall be used to mitigate the impact of Hurricane Florence on a student so that his or her postsecondary education in a North Carolina community college continues uninterrupted. Throughout December 2020, nearly all funds were expended to assist community college students.

SL 2019-250 reallocated \$1.7 million in unobligated **Hurricane Florence Disaster Recovery/Capital Recovery** funds for Local Educational Agencies directly to Hyde County to assist with repairs to the Ocracoke School from major damage caused by Hurricane Dorian. All funds were expended in 2020.

Programs to Support the Environment

SL 2019-250, enacted, in November 2019, provides additional funds for Hurricanes Matthew and Florence as well as other recent storms. This legislation provides \$17,600,000 to the Department of Environmental Quality to leverage federal funds for the **Clean Water State Revolving Fund and the Drinking Water Revolving Fund**. These funds will assist communities that experienced damage to wastewater treatment and drinking water facilities from recent Hurricanes. During 2020, DEQ received 67 applications for these funds. Once federal funding is awarded, projects have two years to enter a construction contract and the program provides payments based on invoices of incurred expenses and the state fund will assist with any match needed.



The Department of Agriculture expended and obligated the full amount of funding received in SL 2016-124; Subsection 4.1 (10)(b) for **Stream Debris Removal**. In 2020, the Stream Debris Removal 2016 program paid out a total of \$3,931,076 to 48 local sponsors for 472 miles of stream. Contracts continue to be amended and extended to allocate funds to additional waterways that need to be addressed. Additionally, under the **Agriculture Recovery for Farmers** program, repairs were made to a swine lagoon in Wayne County to prevent waste runoff into nearby streams.

The North Carolina Wildlife Resources Commission received a General Fund appropriation of \$1,000,000 in SL 2019-224 (and subsequent revision in SL 2020-74) to inspect, investigate, and remove derelict and abandoned water vessels that were a result of Hurricane Florence. The **North Carolina Wildlife Resources Commission Abandoned and Derelict Vessel Removal Program** has begun implementing a removal plan and strategy for removing abandoned and derelict vessels caused by Hurricane Florence and other past storms. Recent coordination efforts with the Department of Environmental Quality, and other federal partners, are ensuring that all staff

involved in abandoned vessel removal and data collection will have access to this application and its maps. This will provide a more unified effort and better ADV data consistency. NC Wildlife Resources Commission has identified 59 abandoned vessels that are planned for removal using appropriated funds.



Programs to Support Health

State funds allowed the **Behavioral Health Services** program, SL 2018-136 Subsection 5.4(b), to support individuals and families experiencing distress as a result of Hurricane Florence by meeting the increased demand for behavioral health services in the counties most impacted by the storm. To that end, funds were used to increase single-stream funding allocated to LME/MCOs with a catchment area that includes at least one federally declared disaster area. DMH/DD/SAS determined the basis for allocating these funds among qualifying LME/MCOs. DHHS has expended the full \$5M in state appropriations and continues to see a clear demand for these services. The Division is able to continue to use the remaining federal Crisis Counseling Program (CCP) grant to fund door-to-door outreach and on the spot counseling and referrals. The grant could be used roughly one year from the date of the storm and totaled approximately \$15M.

The Division of Health and Human Services used state funds appropriated in SL 2018-136 and Subsection 6.1 (14) for **Unaffiliated Community Hospital Support**. The purpose of this program is to assist unaffiliated community hospitals, especially those serving rural areas, in covering the increase in nursing and other staffing expenses related to Hurricane Florence. Funds for this purpose were allocated to the North Carolina Hospital Foundation (NCHF), a nonprofit corporation. NCHF, in turn, was to award grants, on a basis determined by NCHF, to unaffiliated community hospitals located in counties designated under a major disaster declaration by the President of the United States under the Stafford Act (P.L. 93-288) because of Hurricane Florence, with priority consideration given to unaffiliated community hospitals serving rural areas. Through grants funded by this program, North Carolina has been able to improve financial and operational performance of the four unaffiliated hospitals that each received \$125,000.

No activity for these programs was reported in 2020 and most funding has been expended.

Programs to Support Housing

Through an agreement with the Department of Public Safety and the Office of State Budget and Management (OSBM), the following programs were developed and administered by OSBM (see page 63 for additional information):

1. **Housing Needs**, SL 2017-119, Subsection 1.1(a), where a total of 13 counties have entered into housing recovery grant contracts with the State. Of these, a total of 85 homeowners have been approved for assistance. Thirty-six (36) owners have completed their homes repairs or have had their homes reconstructed or have been bought out of flood prone areas. Fifteen home owner projects are over 80 percent complete and 28 owner projects are in process. SL -2018-5, Subsection 5.6.(b)(5), where a total of \$23.4 million has been obligated to assist with various Hurricane Matthew housing recovery needs. During this quarter, a \$300,000 agreement with the Department of Insurance was executed to improve building code quality control and add additional capacity to assist small local governments with disaster repair permits and construction approvals. During 2020, OSBM completed 3 home repairs, 2 homeowners were over 80 percent complete and 6 owner projects were in process.
2. **Disaster Housing Recovery Support**, SL 2018-136, Subsection 6.1(24), where a total of \$14.1 million in grant awards have been committed or obligated to assist 10 severely impacted counties or communities to provide them with critical and pressing needs grants. These first phase grants would assist Brunswick, Craven, Duplin, Jones, New Hanover, Onslow, Pender, Robeson and Scotland Counties, and the City of Lumberton, to

address the most severe hardship cases involving low to moderate income, elderly and/or disabled homeowners who are living in unsafe, unsanitary housing that pose urgent safety or public health risk due to mold or potential structural failure. These grants can also be used for mitigation reconstruction and acquisition activities. A total of \$4.7 million in non-profit grant awards have been provided to Habitat for Humanity affiliates in eastern North Carolina, Baptists on Mission (\$1 million grant), and United Methodists (\$1 million grant) to support emergency housing repairs, mitigation reconstruction and acquisition activities that will benefit hurricane displaced families. The remaining funds are programmed to support housing recovery expenses associated with repairs, acquisitions and reconstruction of storm impacted homes. During 2020, 322 owners had their homes repairs completed, reconstructed or bought out of flood prone areas and 32 owner projects were completed or nearly completed.

In late-2019, the North Carolina Division of Emergency Management (NCEM) resumed responsibility for **State Acquisition Relocation Fund (SARF)** [SL 2018-5, Subsection 5.6(b)(5)], where a total of \$17.4 million has been obligated to support counties who have entered into housing recovery grant contracts with the State, as authorized pursuant to NCGS 166A-19.3(17). These SARF program funds would assist 288 home owners with gap assistance payments to purchase homes that are outside of the flood plain. A grant award of \$1,500,000 has also been executed with the Fayetteville Area Habitat for Humanity to support the building of 15 new owner-occupied single-family homes that will benefit hurricane displaced families. The remaining funds are programmed to support housing recovery expenses associated with repairs, acquisitions and reconstruction of storm impacted homes. An additional \$13,000,000 for SARF and NCORR buyouts was appropriated in SL 2019-224, subsection 2.1.(4). NCORR will use a portion to expand buyouts to homeowners who do not qualify for the CDBG-DR program and NCEM will provide gap assistance to homeowners who accepted the accelerated-buyout for Hurricane Florence.



The **Rental Production Program-Disaster Recovery**, SL 2018-136, 6.1(28), used state funds to promote new production of affordable rental homes in the federally declared disaster counties. Awards were made and announced on August 9, 2019. Awards were made to eleven developments in eleven counties with a total of 790 new apartment homes affordable for working families. These investments will leverage \$112 million of private and other public funds. Plan approvals and permitting will occur in the near future. Construction is set to begin in the first quarter of 2020. Funds may begin to be drawn down during construction. Most of the developments began construction in 2020 and the Housing Finance Agency will begin the draw of funds over the next few months.

Programs to Support Infrastructure

State funding for **Grants for Environmental Infrastructure**, SL 2016-124, 4.1(9), provided \$10,000,000 for disaster-related infrastructure and clean up needs including, but not limited to, repair of wastewater and drinking water systems, dam safety, emergency permitting and solid waste cleanup. This funding allowed the Department of Environmental Quality to digitize all dam files in the impacted counties for creation of electronic files. During 2020, the final 53 of 144 dam studies in the Neuse River Basin and the 51 dams in the Lumber River Basin were completed and will be published early in 2021. Also, by the end of 2020, construction was nearly complete

for new wastewater pump stations in the towns of Benson and Fair Bluff.

In 2019, The Golden Leaf Foundation used state funds through SL 2016-124, subsection 4.1(7), SL 2017-119, subsection 1.2 and SL 2018-5, subsection 5.6 (b)(3) to award **Grants to Repair, Replace and Build New Infrastructure**. In February and April of 2020, the Golden LEAF Board awarded funds to 14 projects and as of July, the application portal is closed. Golden LEAF continues to work with 103 active projects in this program. Grantees have reports due at six-month intervals and request disbursement of funds as needed. Due to lack of available contractors, and other design/engineering issues, several projects are delayed, but most projects are anticipated to be complete by mid-2021.

Programs to Support Preparedness and Response

Recent Legislation continues to support planning for future flooding and storm events to mitigate damage and flood losses. \$5,000,000 was appropriated in SL 2019-250 to **Expand Flood Mitigation Studies** of the Cape Fear and Cashie River Basins to help build mitigation strategies for the thousands of miles of unstudied streams in the counties that were most significantly impacted by riverine flooding from Hurricane Matthew and Florence. Nearly all funds have expended, and by the end of 2020, a contract was awarded and work is in progress for the hydraulic modeling of the Northeast Cape Fear River, 39 of 80 flood mitigation hydrology and hydraulic models have been completed and a contractor finalized flood raster requirements to go into a database design needed for the analysis for a flood mitigation study web application.

SL 2019-224 appropriated \$2,000,000 to purchase and **Install River Gauges to Improve Flood Mapping and Real-time Flooding Information**. This project will also develop flood inundation libraries and risk assessments for 72 sites for incorporation into the Flood Inundation Mapping and Alert Network (FIMAN) and will purchase water level, rainfall gauge and radio equipment to modernize and update equipment at 34 water level, 43 rainfall and 2 radio existing gauge system locations. By the end of 2020, \$1,000,000 of the appropriation has been spent, the contractor has provided 16 FIMAN libraries to NCEM and is developing gauge mount design drawings to streamline NCDOT encroachment agreements. Also, radar sensor and radio transmitter equipment has been purchased and all remaining equipment purchases have been encumbered.

State funds also supported the **NC Search and Rescue Program**, SL 2018-5, Subsection 5.6(b)(2)d, allocating a total of \$2,300,000 of which \$1,951,011.35 have been expended. With these funds, the North Carolina Search and Rescue Program sustained the North Carolina Search and Rescue teams, trained specialized personnel, maintained specialized equipment, and exercised and maintained capabilities necessary to respond to the needs of North Carolinians. An additional \$1,000,000 was appropriated for this program in SL 2019-224. During 2020, nearly all funds

were expended to support two state search and rescue teams and to purchase equipment to support these teams.

Programs to Support Recovery Administration

Other state allocations have been made to support administration of recovery programs. These include funds to cover operating costs for the **Office of Recovery and Resiliency**, SL 2018-136, Subsection 6.1(27). Allocations for this program total \$2,000,000 of which most has been expended.

State funds have also been used to provide the **State Match and Other Support for Disaster Recovery**. By December 31, 2020, the status on Match appropriations are as follows:

- SL 2016-124, Subsections 4.1(4) and 4.1(5), the entire \$76,228,370 has been expended
- SL 2017-119, Subsection 1.5, the entire \$22,300,000 has been expended
- SL 2018-5, Subsection 5.6(b)(1), the entire \$14,500,000 has been expended
- SL 2018-134, Subsection 4.1(2), the entire \$50,000,000 has been expended
- SL 2018-136, Subsection 6.1(3), the entire \$40,000,000 has been expended
- SL 2019-250, Subsections 1.1(1), 1.1(2), and 1.2(1), of the \$108,985,594 appropriated, \$39,540,307 remain

Appendix

1. Comprehensive State and Federal Funding Workbook for Hurricanes Matthew and Florence

Agency	Service	Storm	Grant Name/ Title	Federal Granting Agency	Grant Award Amount	Grant Award Balance January 1, 2020	Amount Expended for qtr March 31, 2020	Amount Expended for qtr June 29, 2020	Amount Expended for qtr September 30, 2020	Amount Expended for qtr December 31, 2020	Total Annual Expenditures Jan20-Dec 20	Balance as of Jan 1, 2021
University of NC - Board of Governors	EDU	Florence	Federal Supplemental Educational Opportunity Grant	DD	\$ 61,147.00	\$ -	\$ -			\$ -	\$ -	\$ -
Department of Health and Human Services	HHS	Matthew	SNAP	USDA	\$ 54,431,450.00	\$ 25,328,890.00	\$ -	\$ -	\$ -	\$ -	\$ -	\$ 25,328,890.00
Department of Public Safety	HPA	Matthew	CDBG-DR	HUD	\$ 236,590,000	\$ 209,986,374.10	\$ 12,387,325.21	\$ 16,333,465.68	\$ 18,933,266.56	\$ 14,185,763.82	\$ 61,839,821.27	\$ 148,146,552.83
Department of Public Safety	HPA	MATTHEW-MITIGATION	CDBG-DR	HUD	\$ 168,000,000	\$ 168,000,000.00		\$ 38,310.50	\$ 35,324.19	\$ 1,367,308.50	\$ 1,440,943.19	\$ 166,559,056.81
Department of Public Safety	HPA	Florence	CDBG-DR	HUD	\$ 594,000,000	\$ 594,000,000.00		\$ 400,446.33	\$ 837,199.82	\$ 1,637,928.11	\$ 2,875,574.26	\$ 591,124,425.74
Department of Public Safety	HPA	Matthew	Hurricane Matthew PA	FEMA	\$ 287,102,487	\$ 93,208,778.00	\$ 3,758,735.03	\$ 9,628,930.74	\$ 1,675,290.34	\$ 446,713.73	\$ 15,509,669.83	\$ 77,699,108.17
Department of Public Safety	HPA	Matthew	Hurricane Matthew IA - Individual Assistance	FEMA	\$ 112,839,185.00	\$ -	\$ -	\$ -	\$ -	\$ -	\$ -	\$ -
Department of Public Safety	HPA	Matthew	Hurricane Matthew HM	FEMA	\$ 73,276,274	\$ 60,628,730.14	\$ 1,733,772.71	\$ 3,084,608.92	\$ 1,207,915.49	\$ 1,424,234.24	\$ 7,450,531.36	\$ 53,178,198.78
Department of Public Safety	HPA	Florence	Hurricane Florence PA	FEMA	\$ 660,090,449	\$ 439,697,986.00	\$ 39,990,405.01	\$ 41,089,665.84	\$ 45,940,131.23	\$ 41,756,322.47	\$ 168,776,524.56	\$ 270,921,461.44
Department of Public Safety	HPA	Florence	Hurricane Florence IA - Individual Assistance	FEMA	\$ 153,855,000.00	\$ 28,784,175.52	\$ 19,923,614.44	\$ 187,457.57	\$ 111,966.06	\$ 140,009.98	\$ 20,363,048.05	\$ 8,421,127.47
Department of Public Safety	HPA	Florence	Hurricane Florence HM	FEMA	\$ 22,874,607	\$ 22,465,855.70	\$ 225,504.23	\$ 362,249.17	\$ 345,841.74	\$ 1,364,470.56	\$ 2,298,065.70	\$ 20,167,790.00
Department of Public Safety	HPA	Michael	Tropical Storm Michael-PA	FEMA	\$ 22,855,973	\$ 18,260,247.52	\$ 479,721.54	\$ 256,024.43	\$ 636,613.41	\$ 3,342,581.02	\$ 4,714,940.40	\$ 13,545,307.12
Department of Public Safety	HPA	Dorian	Hurricane Dorian-PA	FEMA	\$ 33,707,411	\$ 29,381,651.72	\$ 568,538.10	\$ 9,285,221.25	\$ 4,675,759.05	\$ 6,730,481.62	\$ 21,260,000.02	\$ 8,121,651.70
Department of Public Safety	HPA	Dorian	Hurricane Dorian-IA Individual Assistance	FEMA	\$ 882,000	\$ 882,000.00	\$ -	\$ -	\$ -	\$ -	\$ -	\$ 882,000.00

Implementation Status of State Funds														
DRA Session Law	DRA Session Law Subsection	STORM	Service Code	Program	Agency	Legislative Allocation	Balance as of January 1, 2020	March 31, 2020 Quarter	June 29, 2020 Quarter	Sept 30, 2020 Quarter	Dec 31, 2020 Quarter	EXPENDITURES January 1-December 2020	Encumbrances/ Awards	Balance as of January 1, 2021
SL 2016-124	4.1 (8)	MATTHEW	LGI	Grants to Repair, Replace, and Build New Infrastructure	NC Department of Commerce	\$ 10,000,000	\$ 5,209,216.44	\$ 484,151.09	\$ 1,040,457.70	\$ 15,698.39	\$ 252,953.90	\$ 1,793,261.08	\$ 3,415,955.36	\$ -
SL 2016-124	4.1 (12)	MATTHEW	ECO	Assess Needs for Small Business Assistance	NC Department of Commerce	\$ 5,230.00	\$ -	\$ -	\$ -	\$ -	\$ -	\$ -	\$ -	\$ -
SL 2016-124	4.1 (10) (a)	MATTHEW	AG	Timber Restoration	Department of Agricultural and Consumer Services	\$ 1,000,000	\$ 286,754.00	\$ -	\$ -	\$ -	\$ -	\$ -	\$ -	\$ -
SL 2016-124	4.1 (10)(a)	MATTHEW	AG	Claridge Nursery Operations and Non-Capital Repairs	Department of Agricultural and Consumer Services	\$ 1,500,000	\$ 1,343,079.32	\$ -	\$ -	\$ -	\$ 247,536.78	\$ 247,536.78	\$ 1,095,542.54	\$ 286,754.00
SL 2016-124	4.1 (10)(b)	MATTHEW	AG	AgWRAP - farm pond and dam repairs w/PES	Department of Agricultural and Consumer Services	\$ 1,700,000	\$ 716,238.69	\$ 69,962.97	\$ 153,353.30	\$ 31,702.14	\$ 98,671.52	\$ 353,689.93	\$ 362,548.76	\$ -
SL 2016-124	4.1 (10)(b)	MATTHEW	AG	Non-field farm road repairs	Department of Agricultural and Consumer Services	\$ 550,000	\$ 169,766.00	\$ 7,478.00	\$ 5,912.00	\$ 6,576.00	\$ -	\$ 19,966.00	\$ 7,940.00	\$ 141,860.00
SL 2016-124	4.1 (10)(b)	MATTHEW	AG	Stream Debris Removal	Department of Agricultural and Consumer Services	\$ 9,950,000	\$ 1,361,340.91	\$ 639,292.87	\$ 33,491.15	\$ 130,948.03	\$ 57,975.00	\$ 861,707.05	\$ 499,633.86	\$ -
SL 2016-124	4.1 (10)(c)	MATTHEW	AG	Cherry Research Farm Dike Repair	Department of Agricultural and Consumer Services	\$ 250,000	\$ 219,510.00	\$ -	\$ -	\$ -	\$ 60,455.00	\$ 60,455.00	\$ 159,055.00	\$ -
SL 2016-124	4.1 (10)(a)	MATTHEW	AG	NCFCS Wildfire Response	Department of Agricultural and Consumer Services	\$ 13,900,000	\$ (3,561,177.93)	\$ 2,943,403.39	\$ -	\$ -	\$ (9,104,850.08)	\$ (6,161,446.69)	\$ -	\$ 2,600,268.76
SL 2016-124	4.1 (9)	MATTHEW	LGI	Grants for Environmental Infrastructure	Department of Environmental Quality	\$ 10,000,000	\$ 4,559,884.34	\$ 840,837.68	\$ 1,211,389.69	\$ 330,373.99	\$ 144,886.11	\$ 2,527,487.47	\$ 134,028.34	\$ 1,898,368.53
SL 2016-124	4.1 (11)	MATTHEW	LGI	Infrastructure Repairs	Department of Insurance	\$ 69,523	\$ -	\$ -	\$ -	\$ -	\$ -	\$ -	\$ -	\$ -
SL 2016-124	4.1 (2)	MATTHEW	HPA	Emergency Sheltering and Short Term Housing Needs	Department of Public Safety	\$ 9,000,000	\$ 2,256,077.00	\$ 1,710,756.97	\$ -	\$ 93,768.36	\$ 12,825.25	\$ 1,817,350.58	\$ -	\$ 438,726.42
SL 2016-124	4.1 (3)	MATTHEW	HPA	Resilient Redevelopment Planning	Department of Public Safety	\$ 11,500,000	\$ -	\$ -	\$ -	\$ -	\$ -	\$ -	\$ -	\$ -
SL 2016-125	4.1	MATTHEW	HPA	SARF	Department of Public Safety	\$ 11,132,000	\$ 11,132,000.00	\$ 808,500.00	\$ -	\$ 54,829.00	\$ 67,000.00	\$ 930,329.00	\$ -	\$ -
SL 2016-124	4.1 (1)	MATTHEW	HPA	Housing Trust Fund	Housing Finance Agency	\$ 20,000,000	\$ 9,126,532.60	\$ 838,594.00	\$ 657,018.00	\$ 471,870.00	\$ 1,369,270.00	\$ 3,336,752.00	\$ 10,201,671.00	\$ 5,789,780.60
SL 2016-124	4.1 (6)	MATTHEW	ECO	Small Business Loans	Golden LEAF	\$ 5,000,000	\$ 661,389.05	\$ -	\$ -	\$ -	\$ -	\$ -	\$ 661,389.05	\$ -
SL 2016-124	4.1 (7)	MATTHEW	LGI	Grants to Repair, Replace, and Build New Infrastructure	Golden LEAF	\$ 20,000,000	\$ 6,601,094.31	\$ 194,505.00	\$ 770,260.46	\$ 1,833,392.46	\$ -	\$ 2,798,157.92	\$ 3,434,045.50	\$ 368,890.89
SL 2016-124	4.1 (4)	MATTHEW	MATCH	State Match for Federal Assistance Programs	Office of State Budget and Management	\$ 66,228,370	\$ 11,132,000.00	\$ 2,120,446.50	\$ -	\$ 322,593.22	\$ 357,633.19	\$ 2,800,672.91	\$ 8,331,327.09	\$ -
SL 2016-124	4.1 (5)	MATTHEW	MATCH	Replenish Funds for Future Emergencies	Office of State Budget and Management	\$ 10,000,000	\$ -	\$ -	\$ -	\$ 322,593.22	\$ 357,633.19	\$ 2,800,672.91	\$ 8,331,327.09	\$ -
SL 2017-119	1.3	MATTHEW	AG	AgWRAP - farm pond and dam repairs w/PES	Department of Agricultural and Consumer Services	\$ 3,400,000	\$ 3,302,648.00	\$ 60,620.00	\$ 169,771.62	\$ 65,195.82	\$ 28,087.71	\$ 323,675.15	\$ 848,440.00	\$ 2,130,532.85
SL 2017-119	1.3	MATTHEW	AG	Non-field farm road repairs	Department of Agricultural and Consumer Services	\$ 76,338	\$ 11,984.00	\$ 3,787.00	\$ -	\$ 2,897.00	\$ -	\$ 6,684.00	\$ 22.00	\$ 5,278.00
SL 2017-119	1.3	MATTHEW	AG	Stream Debris Removal	Department of Agricultural and Consumer Services	\$ 15,523,662	\$ 10,104,443.95	\$ 1,573,987.75	\$ 917,106.29	\$ 682,393.20	\$ 757,589.57	\$ 3,931,076.81	\$ 6,173,367.14	\$ -
SL 2017-119	1.3	MATTHEW	AG	Drought Pasture Renovation	Department of Agricultural and Consumer Services	\$ 1,000,000	\$ 306,805.00	\$ 20,160.00	\$ 53,435.00	\$ 62,393.20	\$ 757,589.57	\$ 3,931,076.81	\$ 6,173,367.14	\$ -
SL 2017-57	12.9	MATTHEW	AG	Swine Buyout Phase 5	Department of Agricultural and Consumer Services	\$ 2,500,000	\$ 2,500,000.00	\$ 3,182.84	\$ 4,334.08	\$ 3,149.40	\$ 7,590.75	\$ 18,257.07	\$ -	\$ -
SL 2017-119	1.1 (a)	MATTHEW	HPA	Housing Needs	Department of Public Safety	\$ 20,000,000	\$ 11,612,676.73	\$ 2,229,704.33	\$ 2,789,895.28	\$ 143,478.68	\$ 252,120.24	\$ 5,415,198.53	\$ -	\$ 2,481,742.93
SL 2017-119	1.1 (b)	MATTHEW	HPA	Construct Low-Income Multifamily Housing Units in Town	Lumber River Council of Governments	\$ 5,000,000	\$ 4,708,106.56	\$ 682.95	\$ 1,133,746.42	\$ 830,069.42	\$ 1,162,436.88	\$ 3,126,935.67	\$ 1,581,170.89	\$ -
SL 2017-119	1.2	MATTHEW	LGI	Grants to Repair, Replace, and Build New Infrastructure	Golden LEAF	\$ 30,000,000	\$ 13,815,840.44	\$ 1,106,385.03	\$ 1,677,598.82	\$ 892,208.59	\$ 1,852,834.57	\$ 5,529,027.01	\$ 77,792,123.00	\$ 494,690.43
SL 2017-119	1.4	MATTHEW	EDU	Stabilization Reserve to Offset Impact of Enrollment Decline	NC Community Colleges	\$ 2,700,000	\$ 170.27	\$ -	\$ -	\$ -	\$ -	\$ -	\$ -	\$ 170.27
SL 2017-119	1.5	MATTHEW	MATCH	State Match for Federal Assistance Programs	Office of State Budget and Management	\$ 22,300,000	\$ 12,041,816.18	\$ 3,029,681.64	\$ 3,061,936.95	\$ 1,002,257.84	\$ 642,565.35	\$ 7,736,441.78	\$ 4,305,374.40	\$ -
				Replacement of Equipment and Supplies, Contractual Services, and										
				Disaster-Related Additional Travel and Personnel Costs	Administrative Office of the Courts	\$ 1,000,000	\$ 1,000,000.00	\$ -	\$ -	\$ -	\$ -	\$ -	\$ -	\$ 1,000,000.00
SL 2018-138	1.3 (9)	FLORENCE	LGI	Disaster-Related Additional Travel and Personnel Costs	Administrative Office of the Courts	\$ 1,000,000	\$ 1,000,000.00	\$ -	\$ -	\$ -	\$ -	\$ -	\$ -	\$ 1,000,000.00
SL 2018-136	6.1 (23)	FLORENCE	AG	Agricultural Recovery for Farmers	Department of Agricultural and Consumer Services	\$ 50,000,000	\$ 46,920,948.55	\$ 739,085.77	\$ 1,392,908.26	\$ 5,371,025.50	\$ 1,020,224.32	\$ 8,523,243.85	\$ 19,610,914.45	\$ 18,786,790.25
SL 2018-138	1.3 (3)	FLORENCE	AG	Agricultural Disaster Program	Department of Agricultural and Consumer Services	\$ 240,000,000	\$ 28,851,989.14	\$ 22,690,074.44	\$ (339,652.97)	\$ 278,134.82	\$ (129,077.56)	\$ 22,499,478.73	\$ -	\$ 6,352,510.41
SL 2018-136	6.1 (5)	FLORENCE	AG	State Match for Federal Farmer Assistance Program	Department of Agricultural and Consumer Services	\$ 3,000,000	\$ -	\$ -	\$ -	\$ -	\$ -	\$ -	\$ -	\$ 113,828.97
SL 2018-5	5.6 (b)(2)e	FLORENCE	AG	Forest Service Emergency Equipment	Department of Agricultural and Consumer Services	\$ 700,000	\$ -	\$ -	\$ -	\$ -	\$ -	\$ -	\$ -	\$ -
SL 2018-136	6.1 (18)	FLORENCE	ENV	Coastal Beach and Dredging Needs Assessment	Department of Environmental Quality	\$ 2,000,000	\$ 1,720,032.86	\$ 71,838.32	\$ -	\$ -	\$ -	\$ -	\$ -	\$ -
SL 2018-138	1.3 (8)	FLORENCE	ENV	Coastal Storm Damage Mitigation	Department of Environmental Quality	\$ 18,500,000	\$ 18,500,000.00	\$ -	\$ 18,500,000.00	\$ -	\$ -	\$ 71,838.32	\$ -	\$ 1,648,194.54
SL 2018-138	1.3 (5)	FLORENCE	ENV	Commercial Fishing Assistance	Department of Environmental Quality	\$ 10,000,000	\$ 59,388.68	\$ -	\$ -	\$ -	\$ -	\$ 18,500,000.00	\$ -	\$ -
SL 2018-138	1.3 (6)	FLORENCE	ENV	Emergency Watershed Protection Program Match	Department of Environmental Quality	\$ 250,000	\$ 250,000.00	\$ -	\$ -	\$ (548.47)	\$ 548.47	\$ -	\$ -	\$ -
SL 2018-5	5.6 (b)(2)a	MATTHEW	RISK	Landslide Mapping	Department of Environmental Quality	\$ 3,600,000	\$ 3,504,858.84	\$ 11,476.84	\$ 495,594.46	\$ 157,495.10	\$ 217,176.80	\$ 881,743.20	\$ 967,303.06	\$ 1,655,812.58
SL 2018-136	6.1 (20)	FLORENCE	ENV	Marine Debris Cleanup	Department of Environmental Quality	\$ 400,000.00	\$ -	\$ -	\$ -	\$ -	\$ -	\$ -	\$ -	\$ -
SL 2018-136	6.1 (19)	FLORENCE	ENV	Commercial Fishing Assistance	Department of Environmental Quality	\$ 1,600,000	\$ -	\$ -	\$ -	\$ -	\$ -	\$ -	\$ -	\$ -
SL 2018-136	6.1 (17)	FLORENCE	HHS	Emergency Prescription Assistance Program (EPAP)	Department of Health and Human Services	\$ 1,000,000	\$ 1,000,000.00	\$ -	\$ -	\$ -	\$ -	\$ -	\$ -	\$ -
SL 2018-136	6.1 (16)	FLORENCE	HHS	Disaster Supplemental Nutrition Assistance Program (D-SNAP)	Department of Health and Human Services	\$ 3,500,000	\$ 1,249,224.90	\$ -	\$ -	\$ -	\$ -	\$ -	\$ -	\$ 1,000,000.00
SL 2018-136	6.1 (14)	FLORENCE	HHS	Unaffiliated Community Hospital Support	Department of Health and Human Services	\$ 500,000	\$ -	\$ -	\$ -	\$ -	\$ -	\$ -	\$ -	\$ 1,249,224.90
SL 2018-136	6.1 (13)	FLORENCE	HHS	Behavioral Health Science	Department of Health and Human Services	\$ 5,000,000	\$ -	\$ -	\$ -	\$ -	\$ -	\$ -	\$ -	\$ -
SL 2018-136	6.1 (15)	FLORENCE	HHS	Mosquito Abatement	Department of Health and Human Services	\$ 2,000,000	\$ -	\$ -	\$ -	\$ -	\$ -	\$ -	\$ -	\$ -
SL 2018-136	6.1 (26)	FLORENCE	LGI	Volunteer Fire Departments Infrastructure Repairs	Department of Insurance	\$ 930,477	\$ 673,612.88	\$ -	\$ -	\$ -	\$ -	\$ -	\$ -	\$ -
SL 2018-134	4.1 (1)	FLORENCE	EDU	School Nutrition Employee Compensation	Department of Public Instruction	\$ 6,500,000	\$ 1,623,802.21	\$ -	\$ -	\$ 238,132.21	\$ -	\$ 238,132.21	\$ -	\$ 673,612.88
SL 2018-136	6.1 (6)	FLORENCE	EDU	Capital Recovery Funds - Public School Facilities	Department of Public Instruction	\$ 60,000,000	\$ 5,553,432.00	\$ -	\$ -	\$ 5,545,445.00	\$ -	\$ 5,545,445.00	\$ -	\$ 1,385,670.00
SL 2018-138	1.3 (1)	FLORENCE	EDU	Capital Recovery Funds - Public School Facilities	Department of Public Instruction	\$ 23,500,000	\$ 23,500,000.00	\$ -	\$ -	\$ 23,500,000.00	\$ -	\$ 23,500,000.00	\$ -	\$ 7,987.00
SL 2018-138	1.3 (2)	FLORENCE	EDU	Public School Food, Food Nutrition Equipment, and Food	Department of Public Instruction	\$ 1,500,000	\$ 1,500,000.00	\$ -	\$ -	\$ 822,770.00	\$ -	\$ 822,770.00	\$ -	\$ 677,230.00
SL 2018-136	6.1 (24)	FLORENCE	HPA	Disaster Housing Recovery Support	Department of Public Safety	\$ 23,000,000	\$ 20,438,887.98	\$ 3,737,596.00	\$ 2,412,500.00	\$ (51,906.00)	\$ -	\$ 6,098,190.00	\$ -	\$ 14,340,697.98
SL 2018-136	6.1 (25)	FLORENCE	GRANTS	Local Government Assistance	Department of Public Safety	\$ 8,000,000	\$ 25,000.00	\$ -	\$ 25,000.00	\$ -	\$ -	\$ 25,000.00	\$ -	\$ -
SL 2018-136	6.1 (27)	FLORENCE	ADM	Office of Recovery and Resiliency	Department of Public Safety	\$ 2,000,000	\$ 1,742,924.34	\$ 190,544.75	\$ (267,051.79)	\$ 174,894.03	\$ (43,368.28)	\$ 55,018.71	\$ 1,687,905.63	\$ -
SL 2018-136	6.1 (29)	FLORENCE	GRANTS	Volunteer Organizations Assisting with Disasters	Department of Public Safety	\$ 2,000,000	\$ 2,000,000.00	\$ 350,160.00	\$ -	\$ 130,634.98	\$ 353,762.13	\$ 834,557.11	\$ 1,165,442.89	\$ -
SL 2018-138	1.5(1)	FLORENCE	RISK	Local Government Assistance (loans) (Net of repayments)	Department of Public Safety	\$ 20,000,000	\$ 4,982,433.19	\$ 1,465,321.31	\$ 2,435,154.00	\$ 150,800.00	\$ 292,111.88	\$ 4,343,387.19	\$ 375,000.00	\$ 264,046.00
SL 2018-5	5.6 (b)(5)	MATTHEW	HPA	Housing Needs	Department of Public Safety	\$ 7,570,776	\$ 4,488,154.02	\$ 218,562.00	\$ 959,658.73	\$ -	\$ -	\$ 1,178,220.73	\$ -	\$ 3,309,933.29
SL 2018-5		MATTHEW		MATTHEW SARF	Department of Public Safety	\$ 17,424,000	\$ 17,424,000.00	\$ 1,311,946.50	\$ -	\$ 267,764.22	\$ 290,633.19	\$ 1,870,343.91	\$ -	\$ 15,553,656.09
SL 2018-5	5.6 (b)(2)d	MATTHEW	RISK	NC Search and Rescue Program	Department of Public Safety	\$ 2,300,000	\$ 36,339.65	\$ (2,490.84)	\$ -	\$ -	\$ -	\$ (2,490.84)	\$ -	\$ 38,830.49
SL 2018-134	4.1 (2)	FLORENCE	MATCH	State Match and Other Support for Disaster Recovery	Department of Public Safety	\$ 50,000,000	\$ -	\$ -	\$ -	\$ -	\$ -	\$ -	\$ -	\$ -
SL 2018-136	6.1 (3)	FLORENCE	MATCH	State Match for Federal Assistance Programs	Department of Public Safety	\$ 40,000,000	\$ -	\$ -	\$ -	\$ -	\$ -	\$ -	\$ -	\$ -

SL 2018-5	5.6 (b)(2)c	FLORENCE	RISK	Flood Warning Systems; Inundation Zones; Dam Impact Assessments	Department of Public Safety	\$	2,835,224								\$	-		\$	-					
SL 2018-5	5.6 (b)(2)b	FLORENCE	RISK	2-1-1 Activities	Department of Public Safety	\$	250,000								\$	-		\$	-					
SL 2018-5	5.6 (b)(2)f	FLORENCE	RISK	Stanly County Airport Training Facility Broadband Infrastructure	Department of Public Safety	\$	100,000								\$	-		\$	-					
SL 2018-136	6.1 (28)	FLORENCE	HPA	Housing Assistance	Housing Finance Agency	\$	10,000,000	\$	10,000,000.00	\$	-				\$	-		\$	-					
															\$	-		\$	10,000,000.00					
SL 2018-136	6.1 (21)	FLORENCE	GRANTS	Local Government Infrastructure Fund (Golden LEAF)	Golden LEAF	\$	20,000,000	\$	17,149,692.37	\$	1,733,334.56	\$	1,652,346.85	\$	1,604,642.81	\$	1,615,180.19	\$	6,605,504.41	\$	10,519,629.00	\$	24,558.96	
SL 2018-136	6.1 (22)	FLORENCE	GRANTS	Small Business Recovery Loans (Golden LEAF)	Golden LEAF	\$	5,000,000	\$	1,324,102.35	\$	1,324,102.35					\$	1,324,102.35		\$	-	\$	-		
SL 2018-138	1.3 (4)	FLORENCE	ECO	Small Business Recovery Loans (Golden LEAF)	Golden LEAF	\$	5,000,000	\$	5,000,000.00	\$	1,572,419.57					\$	1,572,419.57		\$	-	\$	-		
																\$	-		\$	-	\$	-		
SL 2018-5	5.6 (b)(3)	MATTHEW	LGI	Grants to Repair, Replace, and Build New Infrastructure	Golden LEAF	\$	10,000,000	\$	8,901,801.67	\$	2,024,193.93	\$	134,515.00	\$	581,371.85	\$	416,019.26	\$	3,156,100.04	\$	55,542,835.00	\$	202,866.63	
SL 2018-136	6.1 (8)	FLORENCE	EDU	Capital Recovery Funds	NC Community Colleges	\$	3,500,000	\$	2,811,147.45	\$	236,393.39	\$	(3,115.12)	\$	133,196.79	\$	404,829.93	\$	771,304.99			\$	2,039,842.46	
SL 2018-136	6.1 (9)	FLORENCE	EDU	Budget Stabilization Funds	NC Community Colleges	\$	8,500,000	\$	598,549.00	\$	-	\$	598,549.00	\$	(478,356.00)	\$		\$	120,193.00			\$	478,356.00	
SL 2018-136	5.3.(f), 6.1 (10)	FLORENCE	EDU	Emergency Grants for Affected Postsecondary Students	NC Community Colleges	\$	5,000,000	\$	303,620.25	\$	290,570.76	\$	12,309.96	\$	(488.26)	\$		\$	302,392.46			\$	1,227.79	
SL 2018-5	5.6 (b)(1)	MATTHEW	MATCH	State Match for Federal Assistance Programs	Office of State Budget and Management	\$	14,500,000	\$	14,500,000.00	\$	-				\$	-		\$	-	\$	14,500,000.00	\$	-	
SL 2018-5	5.6 (b)(4)	MATTHEW	GRANTS	Town of Princeville and Fair Bluff Grants-In-Aid	Office of State Budget and Management	\$	700,000	\$	350,000.00	\$	43,750.00			\$	104,870.00	\$	113,880.00	\$	262,500.00	\$	87,500.00	\$	-	
SL 2018-146	6. (E)	FLORENCE	GRANTS	Transylvania County	Office of State Budget and Management	\$	20,000							\$	-	\$	-	\$	-	\$	-	\$	-	
SL 2018-136	6.1 (7)	FLORENCE	EDU	Capital Recovery Funds	University of NC - Board of Governors	\$	30,000,000	\$	14,860,540.19	\$	4,897,278.87	\$	2,350,938.26	\$	1,845,479.51	\$	1,280,449.53	\$	10,374,146.17	\$	1,776,458.92	\$	2,709,935.10	
SL 2018-136	6.1 (11)	FLORENCE	EDU	Emergency Grants for Affected Postsecondary Students	University of NC - Board of Governors	\$	2,000,000	\$	593,999.15	\$	-					\$	-		\$	-	\$	593,999.15	\$	-
SL 2018-136	6.1 (12)	FLORENCE	EDU	Emergency Grants for Affected Postsecondary Students (N	University of NC - Board of Governors	\$	1,000,000	\$	81,297.00	\$	-					\$	-		\$	-	\$	81,297.00	\$	-
SL 2018-138	1.3 (7)	FLORENCE	ENV	Derelict and Abandoned Vessels Study	Wildlife Resource Commision	\$	50,000	\$	50,000.00	\$	-					\$	-		\$	-	\$	50,000.00	\$	-
SL 2019-224	2.1 (9)	Florence	AG	Purchase of Bulldozers & Tractor Plows	Department of Agricultural and Consumer Services	\$	1,000,000	\$	1,000,000.00	\$	234,174.60	\$	765,825.40				\$	1,000,000.00		\$	-	\$	-	
SL 2019-224	2.1 (9)	Florence	AG	Stream Debris Removal	Department of Agricultural and Consumer Services	\$	1,000,000	\$	1,000,000.00	\$	-					\$	-	\$	1,000,000.00	\$	-	\$	-	
SL 2019-250	1.2 (5)	Florence	AG	Stream Debris Removal	Department of Agricultural and Consumer Services	\$	5,000,000	\$	5,000,000.00	\$	-			\$	153,591.93	\$	51,402.62	\$	204,994.55	\$	295,006.45	\$	4,499,999.00	
SL 2019-224	2.1 (3)	Florence	ENV	VARIOUS PROJECTS	Department of Environmental Quality	\$	22,675,000	\$	22,675,000.00	\$	180,127.74	\$	1,391,475.07		\$	330,450.90	\$	196,185.24	\$	2,098,238.95	\$	1,500,000.00	\$	19,076,761.05
SL 2019-250	1.1 (3)	Multiple	ENV	Clean Water State Revolving Fund	Department of Environmental Quality	\$	17,600,000	\$	17,600,000.00	\$	-	\$	-	\$	-	\$	-	\$	-			\$	17,600,000.00	
SL 2019-250	1.2 (9)	Multiple	ENV	Disaster Recovery for Coastal Reserves	Department of Environmental Quality	\$	50,000	\$	49,882.60	\$	1,712.64	\$	6,773.85			\$	23,000.00	\$	31,486.49		\$	17,500.00	\$	896.11
SL 2019-224	2.1 (6)	Florence	ENV	Support Aquarium at Fort Fisher	Department of Natural and Cultural Resources	\$	5,000,000	\$	5,000,000.00	\$	-					\$	13,357.00	\$	13,357.00			\$	4,986,643.00	
SL 2019-250	1.2 (7)	Dorian	EDU	Repairs for Ocracoke School due to Hurricane Dorian	Department of Public Instruction	\$	1,700,000	\$	1,700,000.00	\$	-				\$	1,700,000.00		\$	1,700,000.00		\$	-	\$	-
SL 2019-224	2.1 (4)	Florence	HPA	NCORR Buyouts & SARF	Department of Public Safety	\$	13,000,000	\$	13,000,000.00	\$	-	\$	-			\$	-	\$	-			\$	13,000,000.00	
SL 2019-224	2.1 (4)	Florence	GRANTS	NCORR LOANS & GRANTS	Department of Public Safety	\$	9,000,000	\$	9,000,000.00	\$	-	\$	5,444,168.00	\$	1,624,715.00	\$	-	\$	7,068,883.00			\$	1,931,117.00	
SL 2019-224	2.1 (7)	Florence	RISK	NCEM-VOAD Disaster Recovery	Department of Public Safety	\$	1,000,000	\$	1,000,000.00	\$	-	\$	221,339.00	\$	150,000.00	\$	(100,000.00)	\$	271,339.00	\$	728,661.00	\$	-	
SL 2019-224	2.1 (7)	Florence	RISK	NC Search and Rescue Program	Department of Public Safety	\$	1,000,000	\$	1,000,000.00	\$	-	\$	839,579.63	\$	-	\$	-	\$	839,579.63	\$	160,420.37	\$	-	
SL 2019-224	2.1 (7)	Florence	RISK	NCEM-River Guages	Department of Public Safety	\$	2,000,000	\$	2,000,000.00	\$	-	\$	69.21	\$	-	\$	-	\$	69.21	\$	1,059,378.00	\$	940,552.79	
SL 2019-224	2.1 (7)	Florence	RISK	NCEM-Flood Insurance Pilot	Department of Public Safety	\$	2,000,000	\$	2,000,000.00	\$	-	\$	-	\$	-	\$	-	\$	-			\$	2,000,000.00	
SL 2019-250	1.1 (1)	Florence	MATCH	State Match and Other Support for Disaster Reovery	Department of Public Safety	\$	70,812,336	\$	70,311,742.35	\$	14,046,344.45	\$	13,748,022.83	\$	8,045,719.72	\$	-	\$	35,840,087.00			\$	34,471,655.35	
SL 2019-250	1.2 (2) a	Non-Disaster	RISK	Flood Mitigation Studies	Department of Public Safety	\$	5,000,000	\$	5,000,000.00	\$	-	\$	-	\$	43,286.39	\$	852,123.11	\$	895,409.50	\$	4,104,590.50	\$	-	
SL 2019-250	1.2 (3) a	Florence	RISK	Local Government Assistance Loans	Department of Public Safety	\$	10,000,000	\$	10,000,000.00	\$	-	\$	1,244,000.00	\$	2,546,794.68	\$	425,000.00	\$	4,215,794.68	\$	4,918,933.00	\$	865,272.32	
SL 2019-250	1.2 (2)	Non-Disaster	RISK	Water Level and Breach Monitoring Systems	Department of Public Safety	\$	4,800,000	\$	4,800,000.00	\$	-	\$	283.40	\$	176,203.00	\$	-	\$	176,486.40	\$	4,180,775.00	\$	442,738.60	
SL 2019-250	2.1 (3) b	Dorian	GRANTS	NCORR-Grants to Local Governments	Department of Public Safety	\$	5,000,000	\$	5,000,000.00	\$	-	\$	3,714,000.00	\$	-	\$	1,000,000.00	\$	4,714,000.00			\$	286,000.00	
SL 2019-250	1.2 (6)	Dorian	EDU	Repairs to Buildings due to Hurricane Dorian	University of NC - Board of Governors	\$	5,200,000	\$	5,200,000.00	\$	-					\$	-	\$	-			\$	5,200,000.00	
SL 2019-224	2.1 (5)	Florence	GRANTS	Grants to Repair, Replace, and Build New Infrastructure	Golden LEAF	\$	4,500,000	\$	4,500,000.00	\$	-	\$	164,077.13	\$	202,490.03	\$	42,500.00	\$	409,067.16	\$	3,712,025.00	\$	378,907.84	
SL 2019-250	1.2 (4)	Florence	GRANTS	Grants to Repair, Replace, and Build New Infrastructure	Golden LEAF	\$	15,000,000	\$	15,000,000.00	\$	-			\$	197,649.00	\$	252,137.00	\$	449,786.00	\$	14,435,202.44	\$	115,011.56	
SL 2019-224	2.1 (1)	Florence	EDU	Hurricane Florence Disaster Assistance for FTE Losses	NC Community Colleges	\$	6,400,000	\$	6,400,000.00	\$	689,550.29	\$	2,574,017.91		\$	1,093,373.59	\$	1,176,579.58	\$	5,533,521.37	\$	866,478.63		
SL 2019-224	2.1 (2)	Florence	GRANTS	OSBM GRANTS	Office of State Budget and Management	\$	27,868,000	\$	27,231,200.00	\$	3,400,000.00			\$	1,082,805.79	\$	1,509,798.18	\$	5,992,603.97	\$	19,848,171.26	\$	1,390,424.77	
SL 2019-250	1.1 (2) a	Matthew	MATCH	State Emergency Response and Disaster Relief Fund (Matt	Office of State Budget and Management	\$	11,197,013	\$	11,197,013.00	\$	-			\$	-	\$	-	\$	-	\$	-	\$	-	
SL 2019-250	1.1 (2) b	Michael	MATCH	State Emergency Response and Disaster Relief Fund (Mich	Office of State Budget and Management	\$	4,176,245	\$	4,052,725.01	\$	150,937.62			\$	240,702.52	\$	15,490.25	\$	407,130.39	\$	3,576,942.59	\$	68,652.03	
SL 2019-250	1.1 (2) c	Dorian	MATCH	State Emergency Response and Disaster Relief Fund (Dori	Office of State Budget and Management	\$	17,800,000	\$	17,347,907.43	\$	716,481.64	\$	3,320,949.05		\$	1,853,877.87	\$	1,999,339.25	\$	7,890,647.81	\$	9,457,259.62	\$	-
SL 2019-250	1.2 (1)	Multiple	MATCH	State Emergency Response and Disaster Relief	Office of State Budget and Management	\$	5,000,000	\$	5,000,000.00	\$	-			\$	-	\$	-	\$	-	\$	-	\$	5,000,000.00	
SL 2019-250	1.2 (8)	Dorian	GRANTS	Lake Mattamuskeet watershed restoration	Office of State Budget and Management	\$	1,800,000	\$	1,800,000.00	\$	100,000.00			\$	-	\$	-	\$	100,000.00	\$	1,700,000.00	\$	-	
SL 2019-224	2.1 (8)	Florence	EDU	UNC- NC Policy Collaboratory (MOD MON)	University of NC - Board of Governors	\$	160,000	\$	160,000.00	\$	-					\$	-		\$	-		\$	160,000.00	
SL 2019-224	2.1 (8)	Florence	EDU	UNC- Collaboratory Study for Flooding and Resiliency	University of NC - Board of Governors	\$	2,000,000	\$	2,000,000.00	\$	-						\$	-		\$	-	\$	2,000,000.00	
SL 2019-224	2.1 (8)	Florence	EDU	UNC-W Repaors for DOBO Hall	University of NC - Board of Governors	\$	8,000,000	\$	8,000,000.00	\$	1,562,589.67	\$	3,063,624.69	\$	3,373,785.64			\$	8,000,000.00			\$	-	
SL 2019-224	2.1 (10)	Florence	ENV	Water Vessels	Wildlife Resource Commission	\$	1,000,000	\$	1,000,000.00	\$	-						\$	-		\$	-	\$	1,000,000.00	
SL 2019-250	1.2 (10)	Non-Disaster	ENV	Administer Grant Programs	Wildlife Resource Commission	\$	500,000	\$	500,000.00	\$	-						\$	-		\$	-	\$	500,000.00	
SL 2020-97	3.9	MATTHEW	AG	WNC AG/Fair	Department of Agricultural and Consumer Services	\$	1,000,000	\$	1,000,000.00				0		0	\$	1,000,000.00	\$	1,000,000.00		0	\$	-	
SL 2020-97	3.9	MATTHEW	AG	NCFs BLDG	Department of Agricultural and Consumer Services	\$	4,100,000	\$	4,100,000.00				0		0	\$	4,100,000.00	\$	4,100,000.00		0	\$	-	
SL 2020-97	3.9	MATTHEW	AG	STATE FAIR	Department of Agricultural and Consumer Services	\$	4,000,000	\$	4,000,000.00				-	\$	-	\$	4,000,000.00	\$	4,000,000.00		0	\$	-	
				TOTALS		\$	1,327,854,194	\$	668,813,445	\$	82,674,197	\$	80,537,567	\$	70,196,364	\$	20,543,035	\$	253,951,162	\$	176,656,493	\$	238,205,790	