

A Year in NC Virtual	Super Students	NC Virtual Scorecard	NC Virtual Courses	NC Virtual Teachers	Academic Achievement	Teacher and School Support	Parent and Student Support
----------------------	----------------	----------------------	--------------------	---------------------	----------------------	----------------------------	----------------------------



# NC Virtual ANNUAL REPORT



## NC Virtual - A Year in Review

The North Carolina Virtual Public School has successfully been in operation since 2007, serving 710,736 student enrollments since that first year. Below is a list of accomplishments, facts, and recognitions that make the 2021-2022 school year unique.

Served as the nation's second largest state-led virtual school for the ninth year.

Taught over **62,000** student enrollments, from approximately **34,000** students marking the highest enrolling academic year to date.

Recipient of the **2022 QM™ "Making a Difference for Students"** award. Awardees demonstrate a commitment to ensuring high course quality and using different but valuable approaches to improving learner outcomes.

Offered 12 new high school courses and four middle school courses including high school Economics and Personal Finance (EPF).

Graduated 80 teachers from the Teacher-in-Training (TnT) Program which prepares educators to teach for NC Virtual.

As a partnership with the Friday Institute, the *Virtual Schools Network* was launched in Spring 2022 to enhance, connect, and equip virtual schools with opportunities and resources that will enable educators to provide innovative virtual learning experiences for K-12 students.

Dr. Chris Smith, NC Virtual Instructional Designer, and colleagues submitted a work entitled **Accessible Online Learning: An Analysis of Online Quality Assurance Frameworks**. The work won first place in the Association for Educational Communications & Technology (AECT) Division of Distance Learning (DDL) Application Division Awards for 2022. The award recognizes outstanding articles published in the last three years that describe best practices in distance education or the research on

A Year in NC Virtual	Super Students	NC Virtual Scorecard	NC Virtual Courses	NC Virtual Teachers	Academic Achievement	Teacher and School Support	Parent and Student Support
----------------------	----------------	----------------------	--------------------	---------------------	----------------------	----------------------------	----------------------------

# SUPER STUDENTS

**State Board Goal I:**  
*Eliminate Opportunity Gaps by 2025*

**The NC Virtual Super Student Award** is for students who have gone above and beyond the course requirements and as a result have enriched the content, class dynamic, their own learning, their classmates' learning, and even their teacher's learning. Get to know our 2021-2022 Super Students by clicking on their images.



## Congratulati ons

To our NC Virtual Coding Club students: Jonathan R., Sauce, S., Anna I., and Pranathi G., and their advisor, Toni Hall, for placing as finalists in the Ready, Set, Appl...



**Jonathan R.**



**Brogan O.**



**Christoph..**



**Israel M.**



**Jaylen M.**



**Katherin..**



<b>2021-2022 ANNUAL REPORT</b>	<h1 style="margin: 0;">SCORE CARD</h1> <p style="font-size: small; margin: 0;">The scorecard is designed to highlight the successful statewide use of NCVPS. Critical metrics show student performance, or top enrolling districts, and most popular courses. Information about courses, including type and department are ..</p>
--------------------------------	---

**FILTER BY:**
**District**

All

**Course title**

All

**Top Enrolling Districts (2)**

District	Enrollments
Wake County Schools	9,463
Charlotte-Mecklenburg	7,593
Charter Schools	6,333
Cabarrus	2,181
Cumberland County	1,841
Guilford	1,742

**Top Enrolling Courses**

Course title	Enrollments
CR Physical Science	1
Early Start: Biology Co-Teaching	1
Early Start: German IV Honors	1
Early Start: Middle School Creative ..	1
Early Start: Reading and Writing for ..	1
Early Start: Science Grade 8	1

**Course by Grade Level**

Course title	Grade Level								
	4	5	6	7	8	9	10	11	12
Accounting 1						9	21	28	33
Accounting 1 Honors					1	4	16	29	22
Advanced Math 6			5						
Advanced Math 7				12					
African-American Studi..						31	98	118	123
American History					2	4	54	127	10
American History Hono..						4	20	37	5
American History I						18	115	200	61
American History I Hon..					1	2	24	176	34
American History II						3	30	168	196

**Courses by Level**

Level	Enrollments
Advanced Placement	3,148
Blended	17,594
Credit Recovery	285
General	30,820
Honors	10,423

**2021-2022 Numbers to Know**

<b>Pass Rate:</b>	<b>77.4%</b>
<b>Course Enrollments</b>	<b>62,270</b>
<b>Unique Enrollments</b>	<b>34,224</b>

# OUR COURSES

**State Board Goal I:**  
Eliminate opportunity gaps  
by 2025



NC Virtual has a diverse course catalog that includes all courses for a student to graduate with a NC high school diploma. Click the image above to see a list of the courses by category offered during the 2021-22 school year.



## Course Highlights

NC Virtual partners with Quality Matters™, a nationally recognized quality assurance organization, to ensure our courses are aligned with research-based high-quality standards by certified and trained reviewers for the Quality Matters™ Program.

### 2021-2022 Quality Matters™ Accomplishments

- ✓ NC Virtual is still the **National leader** with **81**, K-12 QM™ certified courses; 37 certifications in 21-22.
- ✓ Recipient of the **2022 QM™ "Making a Difference for Students" award**. Awardees demonstrate a commitment to ensuring high course quality and using different but valuable approaches to improving learner outcomes.
- ✓ **20** out of **27** NC Virtual full-time staff members are QM™ trained.
- ✓ **3** full-time staff members have achieved K-12 Master Reviewer Certification. Master Reviewers lead review teams and serve as the team chair.



### New Technology for Course Creation:

- ✓ Within our in-house course creation and development, OER resources, and a new video tool called Infobase were added to courses.
- ✓ More course content was created in the Canvas LMS using a built-in rich content editor design tool creating a visibly engaging difference for users.
- ✓ The "New Quizzes" tool is replacing "Classic Quizzes" and provides more quiz question types while providing the ability for teachers to



A Year in NC..	Super Students	NC Virtual Scorecard	NC Virtual Courses	NC Virtual Teachers	Academic Achievement	Teacher and School Support	Parent and Student Support	Impact on District
----------------	----------------	----------------------	--------------------	---------------------	----------------------	----------------------------	----------------------------	--------------------

# OUR TEACHERS

In 2021-2022, NC Virtual contracted with **717** teachers and conversation coaches. NC Virtual hires temporary, part-time teachers based on enrollment needs. Teacher salaries from the payroll for 2021-2022 total **\$21,161,609**.

## Virtual Teacher Salaries

(per student amounts)

Academic Year	Summer	Block	Yearlong
2009-2010	\$225	\$450	\$450
2010-2011	\$200	\$350	\$400
2011-2012	\$200	\$306	\$390
2012-2013	\$200	\$306	\$390
2013-2014	\$200	\$306	\$390
2014-2015	\$200	\$306	\$390
2015-2016	\$200	\$306	\$390
2016-2017	\$200	\$306	\$390
2017-2018	\$200	\$306	\$390



## Congratulations to Angela Haynes - Our 202..

Angela Haynes serves as the Blended English III Course Lead and a Blended English teacher for NC Virtual. She joined NC Virtual in 2018 while working as an educator at Jack Britt High School in the Cumberland County Public School system.

She graduated from the University of Kansas with a Master of Science in Curriculum and Instruction. She is a National Board Certified Teacher who has over 25 years of experience, both in the North Carolina Public School System and in virtual education.

We are proud of her excellent leadership. Please join us in congratulating her.




### Allison Hamlett

Allison is the recipient of the City of Medicine Academy 21-22 Teacher of the Year award. Allison teaches Spanish for NC Virtual.




### Brittany Knowles

Brittany is the recipient of the Duplin County 21-22 Teacher of the Year award. Brittany teaches English for NC Virtual.



### Dalila Lilly

Dahlila is the recipient of Voyager Academy's 2022 Teacher of the Year



### April Dunovant

April is the recipient of the UNCG Middle College 21-22 Teacher of the Year

# 2021-2022 ANNUAL REPORT ACADEMIC ACHIEVEMENT

## Academic Results

### End-of-Course Test Results 2021-2022

#### General/Honors

Test	Calculations				State Scores
	Total NCVPS Enrollments	Total Scores Reported	Percent Reported	Percent Proficient	2021-22 State Averages
Biology	643	539	83.8%	35.6%	52.1%
English II	531	434	81.7%	57.6%	57.9%
Math I	1,044	882	84.5%	44.4%	33.1%
Math III	1074	909	84.6%	43.0%	53.4%

#### Co-Teaching

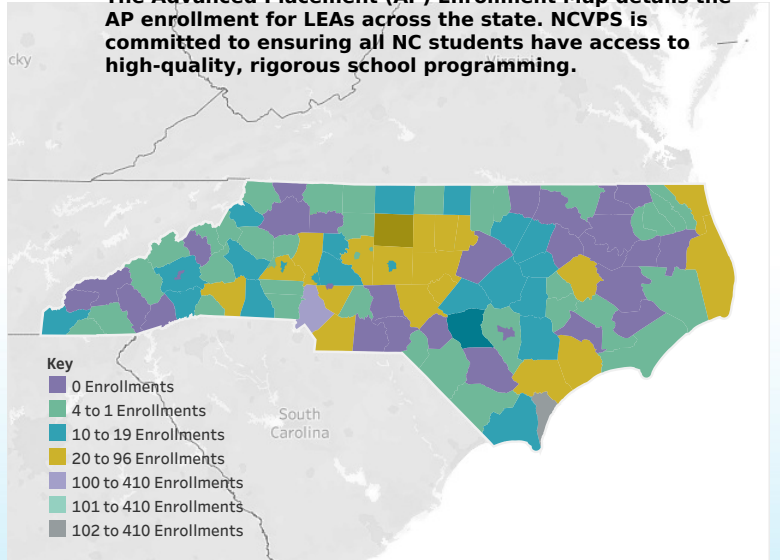
Test	Calculations				State Scores
	Total NCVPS Enrollments	Total Scores Reported	Percent Reported	Percent Proficient	2021-22 State Averages
Biology	5	4	80.0%	0.0%	52.1%
English II	3	3	100.0%	33.3%	57.9%
Math 1	115	106	92.2%	28.3%	33.1%

#### Occupational Course of Study

Test	Calculations				State Scores
	Total NCVPS Enrollments	Total Scores Reported	Percent Reported	Percent Proficient	2021-22 State Averages
Biology	1,488	1,314	88.3%	1.1%	52.1%
English II	1,410	1,222	86.1%	1.1%	57.9%

## Advanced Placement Enrollment Map

The Advanced Placement (AP) Enrollment Map details the AP enrollment for LEAs across the state. NCVPS is committed to ensuring all NC students have access to high-quality, rigorous school programming.



NC Virtual Scorecard	NC Virtual Courses	NC Virtual Teachers	Academic Achievement	Teacher and School Support	Parent and Student Support	Impact on District	Projected vs. Actual Enrollment
----------------------	--------------------	---------------------	----------------------	----------------------------	----------------------------	--------------------	---------------------------------

# OUTREACH & SUPPORT

**State Board Goal 3:**  
*Increase educator preparedness to meet the needs of every student by 2025*

**Now Offering:  
 Self-Paced ELA  
 Advisor Training**



a 5-module video training resource featuring guidance for:  
 Registration  
 Grading and Testing

## Teacher and School Support by the Numbers:

**NEW THIS YEAR!**  
**EDVANTAGE Tutoring Program**  
**316**

students served: **2 districts, 4 schools.**



The NC Virtual Edvantage Tutoring Program offers virtual **statewide wraparound support** to middle and high school students in **high-needs** NC public and private schools, as well as homeschool coalitions. Tutoring is available in Math and Science and is offered via a **personalized partnership** with district/school leadership to best meet the needs of selected students each semester. The overall mission of NC Virtual Edvantage Tutoring is to offer **personalized support** to **impact and increase student growth** in **identified** Math and Science **standards**, each academic year.



**272**

**teachers** completed our Teacher



**15,715**

**educators** served in our Professional



**778**

NC **educators** served and 553



NC Virtual Scorecard	NC Virtual Courses	NC Virtual Teachers	Academic Achievement	Teacher and School Support	Parent and Student Support	Impact on District	Projected vs. Actual Enrollment
----------------------	--------------------	---------------------	----------------------	----------------------------	----------------------------	--------------------	---------------------------------

## OUTREACH & SUPPORT

**State Board Goal I:**  
*Eliminate Opportunity Gaps by 2025*

**Now Offering:  
Self-Paced Training  
for Parents & Guardians**



a 7-module video training resource featuring guidance for:


- Getting Started
- Tools for Support
- Devices and Tools
- Daily Routine
- Support Strategies

## Parent and Student Support by the Numbers:



**39**

Culture Cafe sessions on foreign culture and Student Research Alliance sessions for **students** offered.



**185**

**parent and student** participants joined for information and Q&A in our live Open House sessions.



**18**

IworkNCVirtual sessions for **students** featuring career paths and jobs hosted by those working in the field.



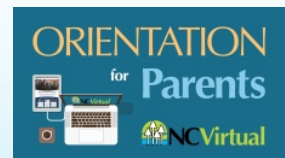
**240**

hours of **support** provided



**1380**

tutoring sessions provided to



**580**

**parent** participants joined for

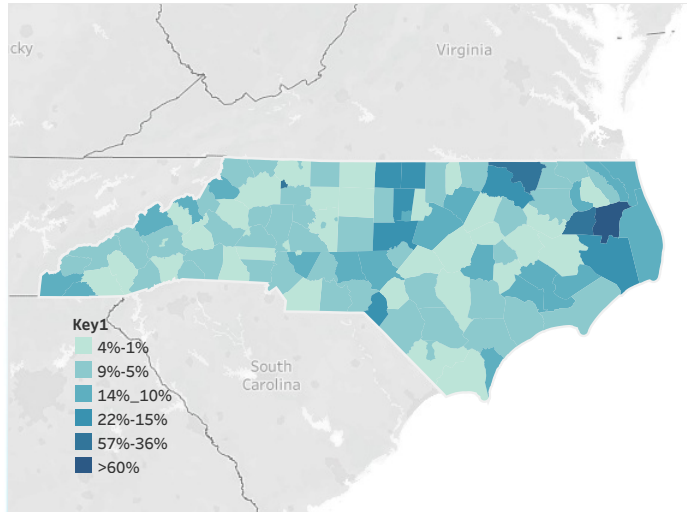


NC Virtual Scorecard	NC Virtual Courses	NC Virtual Teachers	Academic Achievement	Teacher and School Support	Parent and Student Support	Impact on District	Projected vs. Actual Enrollment
----------------------	--------------------	---------------------	----------------------	----------------------------	----------------------------	--------------------	---------------------------------

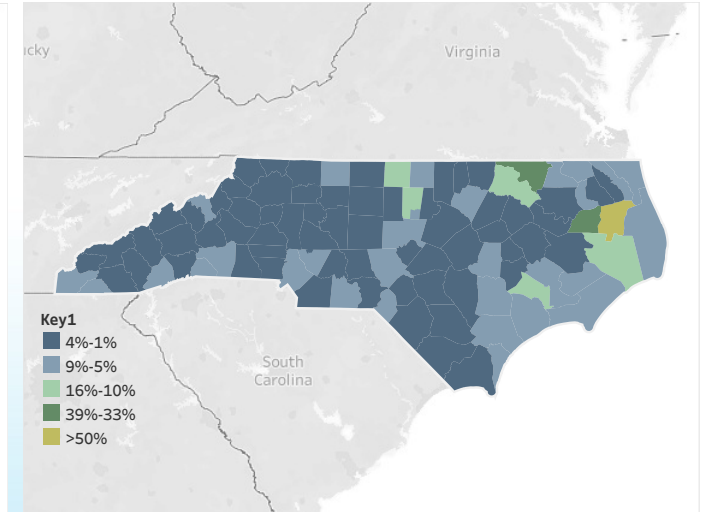
2021-2022  
ANNUAL REPORT

# DISTRICT IMPACT

**PERCENTAGE OF ALL ENROLLMENTS FOR DISTRICT ADM, GRADES 6-12**



**PERCENTAGE OF UNIQUE, NON-DUPLICATIVE ENROLLMENTS FOR DISTRICT ADM, GRADES 6-12**



NC Virtual Scorecard	NC Virtual Courses	NC Virtual Teachers	Academic Achievement	Teacher and School Support	Parent and Student Support	Impact on District	Projected vs. Actual Enrollment
----------------------	--------------------	---------------------	----------------------	----------------------------	----------------------------	--------------------	---------------------------------

2021-2022  
ANNUAL REPORT

# PROJECTED vs. ACTUAL ENROLLMENT

## LEAs

LEA	Actual Costs	Projection	Difference	Percent of Projection Used	Adjustments for Enrollments to 100%	LEA	All
Alamance-Burlington	365,117	347,031	-18,086	105%	-86,758	Percent of Projection Used 0% to 409%	
Alexander County	47,553	42,243	-5,310	113%	-10,561		
Alleghany County	18,073	12,154	-5,919	149%	-3,038		
Anson County	52,788	30,986	-21,802	170%	-7,746		
Ashe County	38,479	40,758	2,279	94%	-7,910		
Asheboro City	58,393	49,386	-9,007	118%	-12,346		
Asheville City	37,788	54,618	16,830	69%	3,176		

## Charters

Charter	Actual Costs	Projection	Difference	Percent of Projection Used	Adjustments for Enrollments to 100%	Charter	All
Apprentice Academy High School o..	45,815	63,091	17,276	0%	-11,454	Percent of Projection Used 0% to 4355%	
Arapahoe Charter School	6,606	4,537	-2,069	146%	418		
ArtSpace Charter	1,720	0	-1,720	0%	1,290		