



NORTH CAROLINA
State Board of Education
Department of Public Instruction

Report to the Joint Legislative Education Oversight Committee

Interim Report on Virtual Charter School
Enrollment

SL 2020-97 (HB 1105)

Date Due: March 15, 2022
DPI Chronological Schedule, 2022-2023

STATE BOARD OF EDUCATION

STATE BOARD OF EDUCATION VISION: Every public school student in North Carolina will be empowered to accept academic challenges, prepared to pursue their chosen path after graduating high school, and encouraged to become lifelong learners with the capacity to engage in a globally-collaborative society.

STATE BOARD OF EDUCATION MISSION: The mission of the North Carolina State Board of Education is to use its constitutional authority to guard and maintain the right of a sound, basic education for every child in North Carolina Public Schools.

ERIC DAVIS

Chair: Charlotte – At-Large

ALAN DUNCAN

Vice Chair: Greensboro – Piedmont-Triad Region

MARK ROBINSON

Lieutenant Governor: High Point – Ex Officio

DALE FOLWELL

State Treasurer: Raleigh – Ex Officio

CATHERINE TRUITT

Secretary to the Board: Cary

JILL CAMNITZ

Greenville – Northeast Region

REGINALD KENAN

Rose Hill – Southeast Region

AMY WHITE

Garner – North Central Region

OLIVIA OXENDINE

Lumberton – Sandhills Region

VACANT

Southwest Region

VACANT

Northwest Region

DONNA TIPTON-ROGERS

Brasstown – Western Region

J. WENDELL HALL

Ahoskie – At-Large

JAMES FORD

At-Large

NC DEPARTMENT OF PUBLIC INSTRUCTION

Catherine Truitt, State Superintendent :: 301 N. Wilmington Street :: Raleigh, North Carolina 27601-2825

In compliance with federal law, the NC Department of Public Instruction administers all state-operated educational programs, employment activities and admissions without discrimination because of race, religion, national or ethnic origin, color, age, military service, disability, or gender, except where exemption is appropriate and allowed by law.

Inquiries or complaints regarding discrimination issues should be directed to:

Thomas Tomberlin, Director of Educator Recruitment and Support, NCDPI
6301 Mail Service Center, Raleigh, NC 27699-6301 / Phone: (984) 236-2114 / Fax: (984) 236-2099

Visit us on the Web: www.dpi.nc.gov

0222

Contents

Background.....	4
North Carolina Cyber Academy	6
I. Month of Enrollment.....	6
II. Grade Levels	6
III. Gender.....	6
IV. Previous School Type	6
V. Student Ethnicity.....	7
VI. Economically Disadvantaged Students.....	7
VII. District of Residence.....	8
VIII. Academic Data: 2021-2022	9
IX. Withdrawal Percentage	10
North Carolina Virtual Academy	11
I. Month of Enrollment.....	11
II. Grade Levels	11
III. Gender.....	11
IV. Previous School Type	12
V. Student Ethnicity.....	12
VI. Economically Disadvantaged Students.....	12
VII. District of Residence.....	13
VIII. Academic Data: 2021-2022	14
IX. Withdrawal Percentage	15

Background

North Carolina Session Law 2014-100¹ (SB 744, Budget Bill) required the State Board of Education (SBE) to establish a pilot program to authorize the operation of two virtual charter schools serving grades K-12. The legislation authorized the pilot program to begin with the 2015-2016 school year and continue for a period of four years, ending with the 2018-2019 school year. Prior to the end of the four-year pilot, Session Law 2018-5² (SB 99, Budget Bill) extended the pilot program for an additional four years. The virtual charter schools pilot program is now authorized to continue through the 2022-2023 school year.

Student enrollment at both virtual charter schools has steadily increased since operations began in the 2015-2016 school year. The pilot legislation caps enrollment at 2,592 students. Section 8.35(b)(1) of the legislation reads, “The maximum student enrollment in any participating school shall be no greater than 1,500 in its first year of operation and may increase by twenty percent (20%) for each participating school up to a maximum student enrollment of 2,592 in the fourth year of the pilot. The State Board of Education may waive this maximum student enrollment threshold, beginning in the fourth year of the school's operation, if the State Board determines that doing so would be in the best interest of North Carolina students.”

Therefore, the legislation gives the SBE the authority to waive the maximum student enrollment threshold beginning with the 2018-2019 school year. The SBE granted an enrollment increase request from North Carolina Virtual Academy in July 2019. The approval allowed North Carolina Virtual Academy to increase enrollment up to 20% for the 2019-2020 school year. On June 4, 2020, the SBE approved North Carolina Virtual Academy’s request to maintain enrollment above the statutory maximum for the 2020-2021 school year. The approval allowed maximum enrollment to remain at 2,945 students. The SBE also included a stipulation that any enrollment requests above the statutory maximum, following the 2020-2021 school year, will be subject to the school meeting academic growth.

Session Law 2020-97 (HB 1105)³, related to Coronavirus Relief Funds and Disaster Recovery, was approved by Governor Cooper on September 4, 2020. As part of this legislation, the two virtual charter schools participating in the Virtual Charter Schools Pilot Program were given allowances to increase enrollment. This allowance was specific to the 2020-2021 school year and contained a reporting requirement.

The original 2020 enrollment allowance was rewritten as part of Session Law 2021-3 (HB 196)⁴, an act modifying COVID-19 relief legislation, and reads as follows:

“EXTEND VIRTUAL CHARTER SCHOOL ENROLLMENT AUTHORITY

SECTION 3.2.(a) Notwithstanding Section 8.35(b) of S.L. 2014-100, as amended by Section 7.13 of S.L. 2018-5, the two virtual charter schools participating in the pilot program pursuant to

¹ <https://www.ncleg.gov/Sessions/2013/Bills/Senate/PDF/S744v9.pdf>

² <https://www.ncleg.gov/EnactedLegislation/SessionLaws/PDF/2017-2018/SL2018-5.pdf>

³ <https://www.ncleg.gov/EnactedLegislation/SessionLaws/HTML/2019-2020/SL2020-97.html>

⁴ <https://www.ncleg.gov/Sessions/2021/Bills/House/PDF/H196v8.pdf>

Section 8.35 of S.L. 2014-100, as amended, shall be permitted to increase student enrollment for the 2020-2021 school year and 2021-2022 school year only as follows:

- (i) North Carolina Cyber Academy shall be permitted to increase its enrollment by 1,000 students and*
- (ii) North Carolina Virtual Academy shall be permitted to increase its enrollment by 2,800 students.*

A virtual charter school permitted an increase in student enrollment pursuant to this section shall give enrollment priority to students for the 2022-2023 school year who were enrolled in the school for the 2020-2021 school year prior to the date this act became law.

SECTION 3.2.(b) The virtual charter schools shall provide an interim report by March 15, 2021, and March 15, 2022, and a final report by November 15, 2022, to the Joint Legislative Education Oversight Committee, on the impact of the increase in student enrollment permitted by subsection (a) of this section, including data on where students had been previously enrolled by local school administrative unit, charter school, or nonpublic school, the grade level of students, the withdrawal rate of students after enrollment, and any student performance and accountability data."

This report fulfills the March 15, 2022 report requirement referenced above in Section 3.2(b).

North Carolina Cyber Academy

North Carolina Cyber Academy's (NCCA) enrolled 931 students above the cap of 2,592 during the 2021-2022 school year. Current NCCA enrollment is approximately 3,423 students. The following data pertains to the expansion students enrolled during the 2021-2022 school year.

I. Month of Enrollment

Month of Enrollment	# of Students
August 2021	128
September 2021	406
October 2021	47
November 2021	4
December 2021	3
January 2022	343

II. Grade Levels

Elementary School	# of Students	Middle School	# of Students	High School	# of Students
Kindergarten	58	6th	82	9th	115
1st	54	7th	83	10th	100
2nd	58	8th	77	11th	73
3rd	69	Total MS	242	12th	22
4th	67			Total HS	310
5th	73				
Total ES	379				

III. Gender

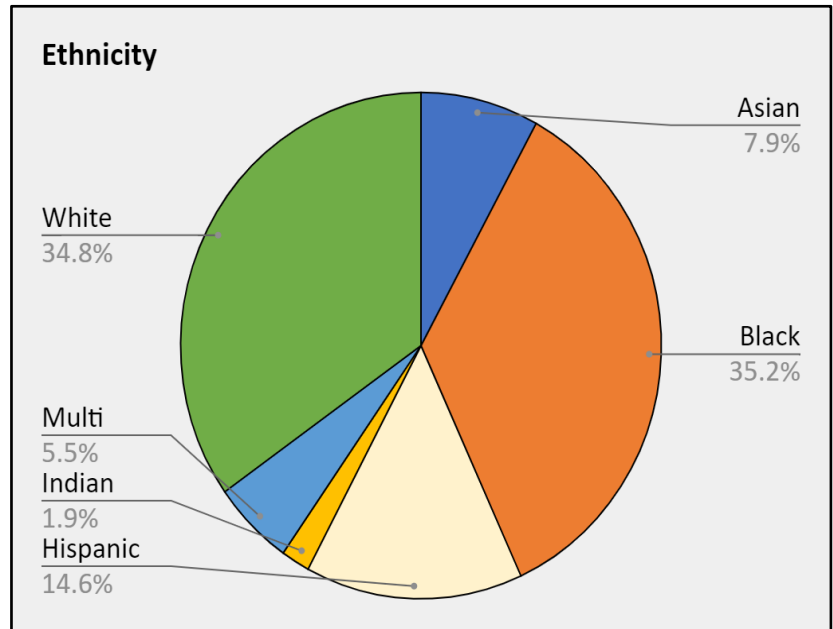
NCCA expansion enrollment included 455 male students (48.9%) and 476 female students (51.1%).

IV. Previous School Type

Charter School – 9%
Home School – 10%
Out of state – 9%
Public School – 59%
NCVA – 13%

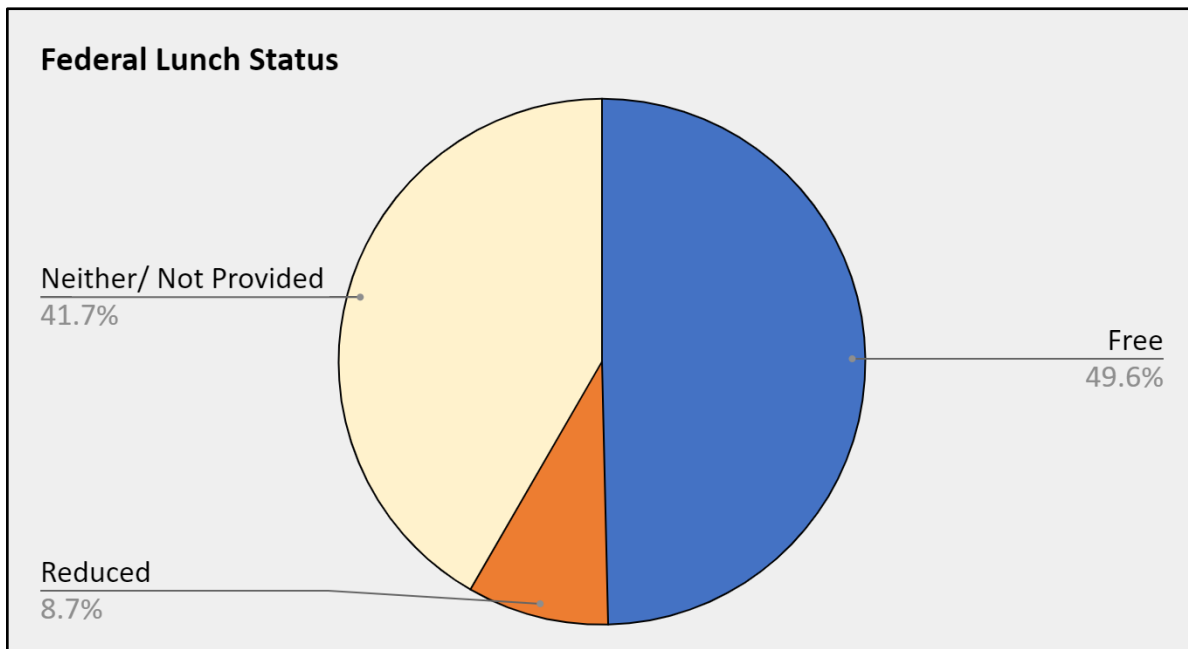
V. Student Ethnicity

Ethnicity	# of Students
Asian	74
Black	328
Hispanic	136
Indian	18
Multi	51
White	324



VI. Economically Disadvantaged Students

A majority of NCCA expansion students qualified for free or reduced lunch. The remaining expansion students either did not qualify or chose to not provide qualifying information.



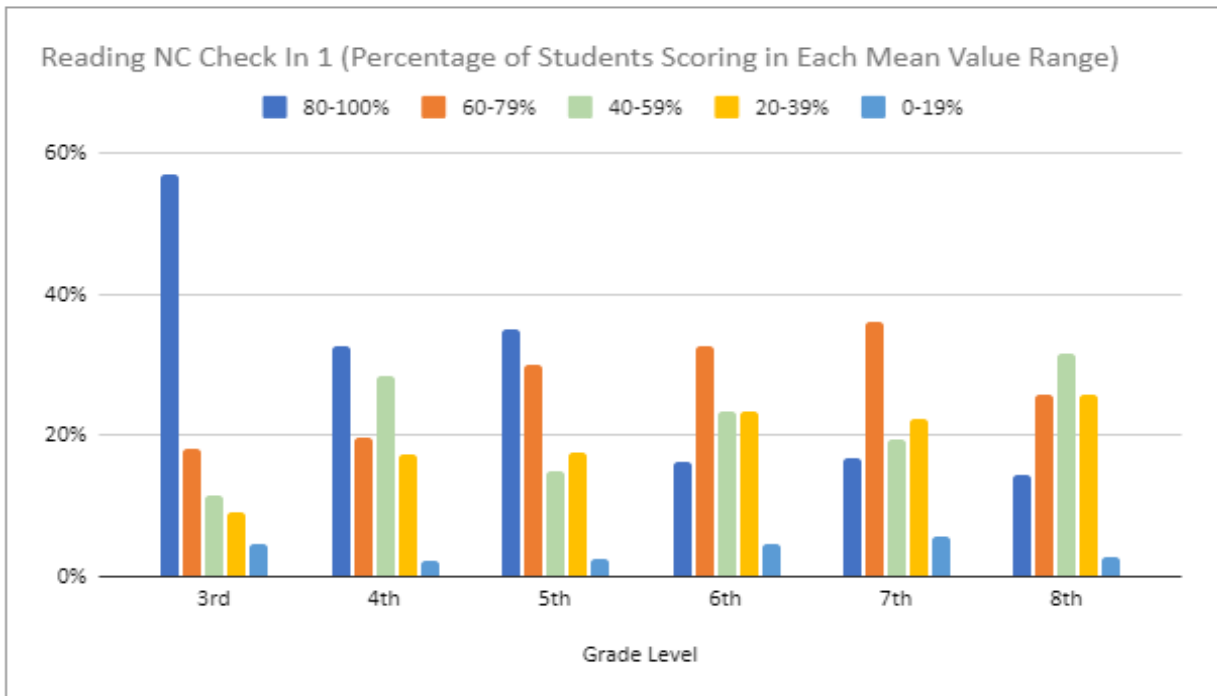
VII. District of Residence

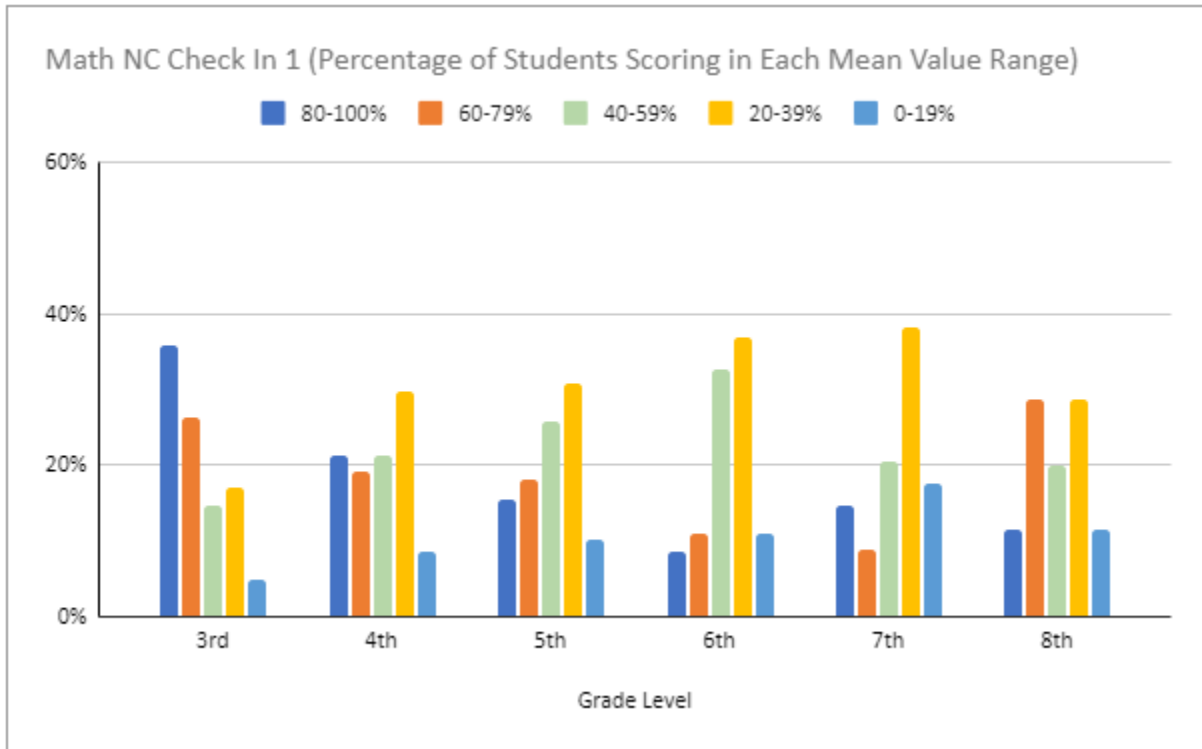
District of Residence	#	District of Residence	#	District of Residence	#
Alamance-Burlington Schools	22	Durham Public Schools	28	Nash-Rocky Mount Schools	9
Alexander County Schools	1	Edenton-Chowan Schools	1	New Hanover County Schools	16
Anson County Schools	2	Edgecombe County Public Schools	1	Onslow County Schools	26
Asheboro City Schools	3	Elizabeth City-Pasquotank Public Schools	4	Orange County Schools	6
Avery County Schools	1	Franklin County Schools	17	Pamlico County Schools	3
Beaufort County Schools	3	Gaston County Schools	21	Pender County Schools	2
Bertie County Schools	1	Granville County Schools	5	Perquimans County Schools	2
Bladen County Schools	1	Guilford County Schools	45	Person County Schools	1
Brunswick County Schools	23	Halifax County Schools	1	Pitt County Schools	10
Buncombe County Schools	15	Harnett County Schools	19	Public Schools of Robeson County	23
Burke County Schools	2	Haywood County Schools	1	Randolph County Schools	3
Cabarrus County Schools	49	Henderson County Schools	3	Richmond County Schools	11
Caldwell County Schools	5	Hertford County Schools	1	Rockingham County Schools	9
Camden County Schools	2	Hickory City Schools	1	Rowan-Salisbury Schools	6
Carteret County Public Schools	6	Hoke County Schools	10	Rutherford County Schools	6
Caswell County Schools	3	Iredell-Statesville Schools	4	Sampson County Schools	1
Catawba County Schools	2	Jackson County Schools	3	Scotland County Schools	4
Chapel Hill-Carrboro City Schools	2	Johnston County Schools	19	Stanly County Schools	2
Charlotte-Mecklenburg Schools	151	Jones County Schools	2	Stokes County Schools	2
Chatham County Schools	1	Kannapolis City Schools	3	Thomasville City Schools	2
Cherokee County Schools	2	Lee County Schools	6	Union County Public Schools	43
Cleveland County Schools	3	Lenoir County Public Schools	10	Vance County Schools	5
Columbus County Schools	2	Lexington City Schools	6	Wake County Schools	81
Craven County Schools	7	Lincoln County Schools	9	Warren County Schools	2
Cumberland County Schools	45	Martin County Schools	3	Wayne County Public Schools	9
Currituck County Schools	7	McDowell County Schools	1	Wilkes County Schools	10
Dare County Schools	1	Mitchell County Schools	2	Wilson County Schools	5
Davidson County Schools	6	Moore County Schools	4	Winston Salem/Forsyth County Schools	24
Davie County Schools	6	Mooresville Graded School District	4		

VIII. Academic Data: 2021-2022

Approximately 63% of the expansion students were enrolled during the fall semester. During that time, NCCA administered NC Check In tests in Reading and Math to students in grades 3-8. The table represents the results of the NC Check Ins for expansion students enrolled at NCCA during the fall semester. The percentage of students scoring in each quartile is given (i.e. 57% of 3rd grade students who took the first Reading NC Check In scored between 80-100% correct).

Grade Level	NC Check In 1	% Enrolled During Test Window	% Tested	% Students Scoring in Each Mean Value Range				
				80-100%	60-79%	40-59%	20-39%	0-19%
3rd	Reading	96%	94%	57%	18%	11%	9%	5%
3rd	Math		87%	37%	27%	15%	17%	5%
4th	Reading	98%	84%	33%	20%	28%	17%	2%
4th	Math		85%	21%	19%	21%	30%	9%
5th	Reading	98%	83%	35%	30%	15%	18%	3%
5th	Math		81%	15%	18%	26%	31%	10%
6th	Reading	94%	93%	16%	33%	23%	23%	5%
6th	Math		100%	9%	11%	33%	37%	11%
7th	Reading	83%	90%	17%	36%	19%	22%	6%
7th	Math		85%	15%	9%	21%	38%	18%
8th	Reading	90%	95%	14%	26%	31%	26%	3%
8th	Math		95%	11%	29%	20%	29%	11%





Of the 310 high school level expansion students, 153 were enrolled during the fall semester. Since high school students were tested based on their fall class schedules, less than 25% of the students either were not enrolled in a tested course or were not enrolled during a testing window. More academic data can be provided for high school students after the start of the second semester when additional testing occurs during the period they are enrolled.

IX. Withdrawal Percentage

Of the 931 expansion students, 100 withdrew after enrollment at NCCA (10.7%). The majority withdrawal within twenty days of enrollment.

# of Days between Enrollment and Withdrawal	# of Students
0-20	54
21-40	25
41-60	11
61-80	6
81-100	3
100+	1

North Carolina Virtual Academy

NC Virtual Academy (“NCVA”) chose to cap enrollment at 3,439 students for the 2021-2022 year although Session Law 2021-3 allowed a much greater expansion. As of December 2021, NCVA has a total enrollment of 3,329 students. The following data pertains to the 847 expansion students enrolled during the 2021-2022 school year.

I. Month of Enrollment

Month of Enrollment	# of Students
August 2021	672
September 2021	80
October 2021	24
November 2021	12
December 2021	0
January 2022	59
TOTAL	847

II. Grade Levels

Elementary School	# of Students	Middle School	# of Students	High School	# of Students
Kindergarten	131	6th	101	9th	48
1st	95	7th	42	10th	40
2nd	85	8th	54	11th	26
3rd	64	Total MS	197	12th	1
4th	77			Total HS	115
5th	83				
Total ES	535				

III. Gender

NCVA’s expansion enrollment included 450 male students (53%) and 397 female students (47%).

IV. Previous School Type

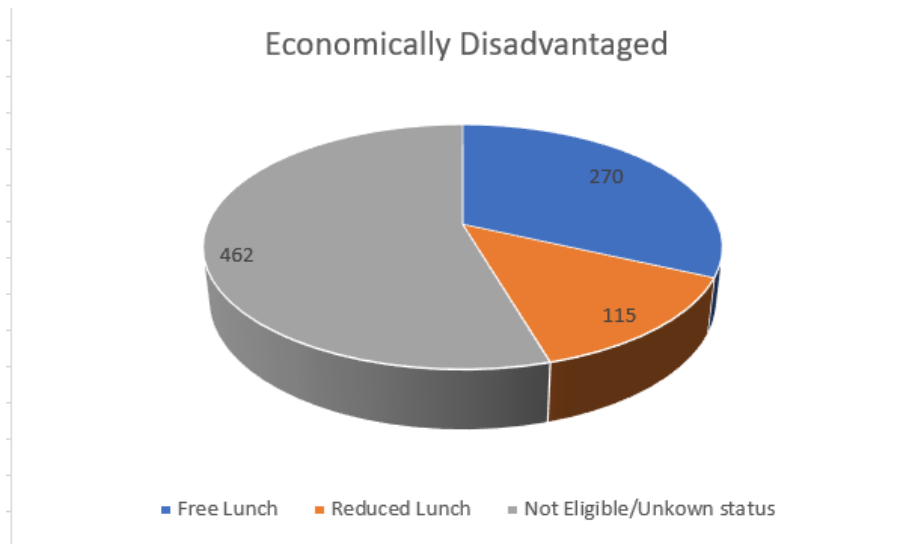
- Charter School – less than 1%
- Home School – 6.7%
- Not in Schools/Other – 14.2%
- Private School – 3.5%
- Public School – 74.6%
- Virtual School – less than 1%

V. Student Ethnicity

Ethnicity	Count of ETHNICITY
American Indian or Alaska Native	14
Asian	35
Black or African-American	298
Hispanic or Latino	60
Multi-racial	83
Native Hawaiian or Other Pacific Islander	7
Undefined	2
White or Caucasian	348
Grand Total	847

VI. Economically Disadvantaged Students

Nearly half of the NCVA expansion students (45.4%) qualify for free or reduced lunch.



VII. District of Residence

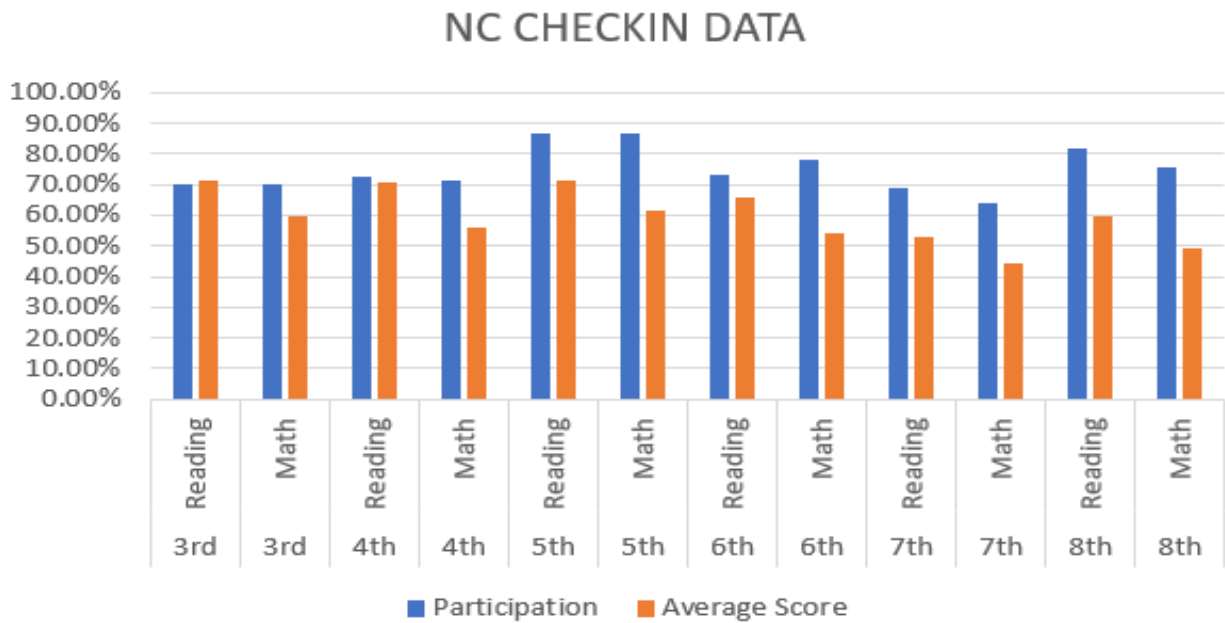
ALAMANCE-BURLINGTON SCHOOLS (3700030)	9	DAVIE COUNTY SCHOOLS (3701170)	5
ALEXANDER COUNTY SCHOOLS (3700090)	1	DUPLIN COUNTY SCHOOLS (3701200)	4
ALLEGHANY COUNTY SCHOOLS (3700120)	1	DURHAM PUBLIC SCHOOLS (3701260)	9
ALPHA ACADEMY (3700103)	2	EDENTON/CHOWAN SCHOOLS (3700840)	2
ANSON COUNTY SCHOOLS (3700180)	7	EDGEcombe COUNTY SCHOOLS (3701320)	2
ASHEBORO CITY SCHOOLS (3700240)	3	FORSYTH COUNTY SCHOOLS (3701500)	17
ASHEVILLE CITY SCHOOLS (3700270)	2	FRANKLIN COUNTY SCHOOLS (3701530)	13
AVERY COUNTY SCHOOLS (3700300)	1	GASTON COUNTY SCHOOLS (3701620)	22
BEAUFORT COUNTY SCHOOLS (3700330)	2	GATES COUNTY SCHOOLS (3701680)	2
BERTIE COUNTY SCHOOLS (3700360)	1	GRAHAM COUNTY SCHOOLS (3701770)	3
BLADEN COUNTY SCHOOLS (3700390)	5	GRANVILLE COUNTY SCHOOLS (3701800)	3
BRUNSWICK COUNTY SCHOOLS (3700420)	18	GUILFORD COUNTY SCHOOLS (3701920)	41
BUNCOMBE COUNTY SCHOOLS (3700450)	10	HALIFAX COUNTY SCHOOLS (3701950)	4
BURKE COUNTY SCHOOLS (3700480)	2	HARNETT COUNTY SCHOOLS (3702010)	17
CABARRUS COUNTY SCHOOLS (3700530)	19	HAYWOOD COUNTY SCHOOLS (3702040)	2
CALDWELL COUNTY SCHOOLS (3700580)	11	HENDERSON COUNTY SCHOOLS (3702100)	8
CAMDEN COUNTY SCHOOLS (3700600)	2	HERTFORD COUNTY SCHOOLS (3702160)	3
CARTERET COUNTY PUBLIC SCHOOLS (3700630)	12	HICKORY CITY SCHOOLS (3702190)	1
CATAWBA COUNTY SCHOOLS (3700690)	3	HOKE COUNTY SCHOOLS (3702250)	14
CHAPEL HILL-CARRBORO SCHOOLS (3700720)	5	IREDELL-STATESVILLE SCHOOLS (3702310)	15
CHARLOTTE-MECKLENBURG SCHOOLS (3702970)	120	JACKSON COUNTY SCHOOLS (3702340)	1
CHATHAM COUNTY SCHOOLS (3700750)	5	JOHNSTON COUNTY SCHOOLS (3702370)	14
CHEROKEE COUNTY SCHOOLS (3700780)	1	LEE COUNTY SCHOOLS (3702560)	10
CLAY COUNTY SCHOOLS (3700870)	1	LENOIR COUNTY PUBLIC SCHOOLS (3702610)	8
CLEVELAND COUNTY SCHOOLS (3700900)	5	LINCOLN COUNTY SCHOOLS (3702680)	11
COLUMBUS COUNTY SCHOOLS (3700960)	1	MACON COUNTY SCHOOLS (3702760)	3
CRAVEN COUNTY SCHOOLS (3703310)	4	MADISON COUNTY SCHOOLS (3702820)	1
CUMBERLAND COUNTY SCHOOLS (3700011)	32	MARTIN COUNTY SCHOOLS (3702880)	2
CURRITUCK COUNTY SCHOOLS (3701080)	4	MCDOWELL COUNTY SCHOOLS (3702940)	3
DARE COUNTY SCHOOLS (3701110)	5	MITCHELL COUNTY SCHOOLS (3703000)	1
DAVIDSON COUNTY SCHOOLS (3701140)	5	MOORE COUNTY SCHOOLS (3703090)	8
DAVIE COUNTY SCHOOLS (3701170)	5		

MOORESVILLE CITY SCHOOLS (3703120)	2	UNION COUNTY PUBLIC SCHOOLS (3704620)	47
Nash County Public Schools	8	VANCE COUNTY SCHOOLS (3704650)	5
NEW HANOVER COUNTY SCHOOLS (3703330)	8	WAKE COUNTY SCHOOLS (3704720)	74
NORTHAMPTON COUNTY SCHOOLS (3703420)	3	WARREN COUNTY SCHOOLS (3704740)	2
ONslow COUNTY SCHOOLS (3703450)	23	WASHINGTON COUNTY SCHOOLS (3704800)	2
ORANGE COUNTY SCHOOLS (3703480)	2	WATAUGA COUNTY SCHOOLS (3704830)	3
PASQUOTANK COUNTY SCHOOLS (3703540)	9	WAYNE COUNTY PUBLIC SCHOOLS (3704880)	12
PENDER COUNTY SCHOOLS (3703570)	5	WILKES COUNTY SCHOOLS (3704950)	6
PERSON COUNTY SCHOOLS (3703630)	1	WILSON COUNTY SCHOOLS (3705020)	4
PITT COUNTY SCHOOLS (3700012)	22	YADKIN COUNTY SCHOOLS (3705040)	1
Prince William County Public Schools (5103130)	1	YANCEY COUNTY SCHOOLS (3705070)	2
RANDOLPH COUNTY SCHOOLS (3703780)	4	WASHINGTON COUNTY SCHOOLS (3704800)	2
Richland County School District 02 (4503390)	1	WATAUGA COUNTY SCHOOLS (3704830)	3
RICHMOND COUNTY SCHOOLS (3703870)	3	WAYNE COUNTY PUBLIC SCHOOLS (3704880)	12
ROBESON COUNTY SCHOOLS (3703930)	19	WILKES COUNTY SCHOOLS (3704950)	6
ROCKINGHAM COUNTY SCHOOLS (3703990)	5	WILSON COUNTY SCHOOLS (3705020)	4
ROWAN-SALISBURY SCHOOLS (3704050)	6	YADKIN COUNTY SCHOOLS (3705040)	1
RUTHERFORD COUNTY SCHOOLS (3704080)	6	YANCEY COUNTY SCHOOLS (3705070)	2
SAMPSON COUNTY SCHOOLS (3704140)	2		
SCOTLAND COUNTY SCHOOLS (3704200)	1		
STANLY COUNTY SCHOOLS (3704320)	2		
STOKES COUNTY SCHOOLS (3704380)	1		
SURRY COUNTY SCHOOLS (3704410)	3		
SWAIN COUNTY SCHOOLS (3704440)	1		
THOMASVILLE CITY SCHOOLS (3704500)	1		
TRANSYLVANIA COUNTY SCHOOLS (3704530)	1		

VIII. Academic Data: 2021-2022

NCVA administers the NC Check-Ins for all students.

Grade Level	NC CHECK IN 1	Participation	Average Score
3rd	Reading	70.30%	71.2%
3rd	Math	70.30%	59.6%
4th	Reading	72.70%	70.5%
4th	Math	71.40%	56.2%
5th	Reading	86.70%	71.3%
5th	Math	86.70%	61.2%
6th	Reading	73.30%	65.8%
6th	Math	78.20%	54.3%
7th	Reading	69%	53.0%
7th	Math	64.20%	44.2%
8th	Reading	81.50%	59.7%
8th	Math	75.90%	49.4%



In high school, only Math1 and Biology take the NC Check-ins. NCVA is on block scheduling and thus not all new enrollees are in either course, hence only the average score for each. The Math1 average is 44.90% and the Biology average was 75.90%.

IX. Withdrawal Percentage

Of the 847 expansion students, 96 withdrew after enrollment at NCVA (11.3%).