

# North Carolina Turnpike Authority Annual Report Fiscal Year 2018





Dear North Carolinian:

The following report details the North Carolina Turnpike Authority's achievements over the past fiscal year and our ongoing commitment to supporting the state's transportation system.

During the 2017-18 fiscal year, the Turnpike Authority continued to make a valuable contribution to the state's transportation system by preparing for the delivery of projects, while addressing concerns about rapid growth and heavy congestion in areas of the state.

Since its' opening in 2012, the Triangle Expressway has exceeded traffic and revenue projections by an average of 12 and 29 percent, respectively. Due to the Triangle Expressway's strong performance, the Turnpike Authority was able to take advantage of favorable market conditions to refinance a portion of the project's outstanding appropriation bonds. As a result, the project reached gross savings of just over \$15 million. This is the third refinancing of outstanding bonds, totaling \$103 million in gross savings for the remaining life of the project. These savings could help reduce the state's contributions for the Complete 540 project, give the Turnpike Authority Board toll rate flexibility in the future, or pay off project debt more quickly.

In September 2017, the Turnpike Authority became the first agency in the nation to read all three transponder technologies, in a tolling-environment, being considered for national interoperability. As part of tri-protocol implementation, the team installed and commissioned new antennas and readers along the Triangle Expressway's 80 tolled lanes. After the equipment upgrade, the Turnpike Authority began offering free NC Quick Pass® transponders and lower-cost NC Quick Pass E-ZPass compatible transponders. The customer response has remained strong for a year, with average monthly transponder sales more than doubling. The tri-protocol technology implementation makes great strides towards national interoperability and superior customer service.

In June 2018, the Turnpike Authority collaborated with Volvo Trucks North America and FedEx to showcase Volvo's new truck platooning technology on the Triangle Expressway. As part of the U.S. Department of Transportation's designated proving grounds, this facility was chosen for its technological advancements and geographic location. This event produced international recognition for the Triangle Expressway.

The Final Environmental Impact Statement and Record of Decision were received from the Federal Highway Administration for the Triangle Expressway Southeast Extension (also known as Complete 540), signifying final federal approval of the project's route. This milestone allows the Turnpike Authority and North Carolina Department of Transportation to carry out the activities required to construct the project, which will extend the existing Triangle Expressway from the N.C. 55 Bypass in Apex to U.S. 64/U.S. 264 (I-495) in Knightdale. Procurement is currently underway for three Design-Build contracts. With the latest schedule, extending the Triangle Expressway to I-40 is anticipated about a year and a half sooner.

By late 2018, the Turnpike Authority and NC Quick Pass will be responsible for toll collection on the Monroe Expressway and the I-77 Express Lanes. Both of the projects will provide more reliable travel options that drivers can choose for their commute.

As we continue to carry out our mission and serve travelers around the state, we thank you for your partnership.

Sincerely,

Beau Memory  
Executive Director

# Introduction

The North Carolina Turnpike Authority (NCTA) hereby submits its Fiscal Year 2018 Annual Report and Annual Audit pursuant to North Carolina General Statute 136-89.193(b). The Fiscal Year 2018 Annual Report details the Turnpike Authority's activities by project. The report is organized into the following sections based on the project's development status:

<b>I</b>	<b>Operational Projects</b> _____	<b>4</b>
	Triangle Expressway _____	<b>5</b>
<b>II</b>	<b>Projects Under Construction</b> _____	<b>11</b>
	Monroe Expressway _____	<b>12</b>
	I-77 Express Lanes _____	<b>14</b>
<b>III</b>	<b>Projects Under Development</b> _____	<b>16</b>
	Complete 540 _____	<b>17</b>
	U.S. 74 Express Lanes _____	<b>19</b>
	I-485 Express Lanes _____	<b>21</b>
	Mid-Currituck Bridge _____	<b>23</b>
<b>IV</b>	<b>Projects Under Consideration</b> _____	<b>25</b>
	State Transportation Improvement Program _____	<b>26</b>
<b>V</b>	<b>Annual Audit</b> _____	<b>27</b>
	Draft Financial Statements _____	<b>28</b>

# Operational Projects



# Triangle Expressway

North Carolina's first modern toll road, the Triangle Expressway, is a six-lane toll road that utilizes all-electronic tolling technology, while improving regional mobility and setting the stage for future tolling projects in North Carolina. The project has earned several major engineering awards, including: the American Council of Engineering Companies (ACEC) Grand Award for Engineering Excellence in Transportation, as well as the ACEC People's Choice Award in 2012, the Southeastern Association of State Highway and Transportation Officials (SASHTO) Best Use of Innovation in the Southeastern Region Award in 2013, the American Concrete Pavement Association (ACPA) Gold Award for Excellence in Concrete Pavement in 2014 and the International Bridge, Tunnel and Turnpike Association (IBTTA) Toll Excellence Award, as well as the IBTTA President's Award in 2016.

The 18.8-mile facility was designed and built to eliminate the need for drivers to stop to pay a toll. Customers' license plates are identified while traveling at highway speeds through free-flow "toll zones." Customers are encouraged to sign up for a free NC Quick Pass® transponder that automatically deducts tolls from a prepaid account and provides a 35 percent discount off the bill by mail toll rate. For travelers without a transponder, high-speed cameras mounted on gantries record the license plates, and invoices are sent by mail based on the vehicle's registration information.

During project development, the Turnpike Authority made a concerted effort to ensure public officials, local and state elected officials, local planning organizations, business and community leaders, and others were well-informed. The team leveraged public hearings, community workshops, regularly scheduled media briefings and small group meetings to maintain constant communication and accurate information flow to communities, resulting in public support. Collaborative support paved the way for the successful construction, opening and operation of the Triangle Expressway.

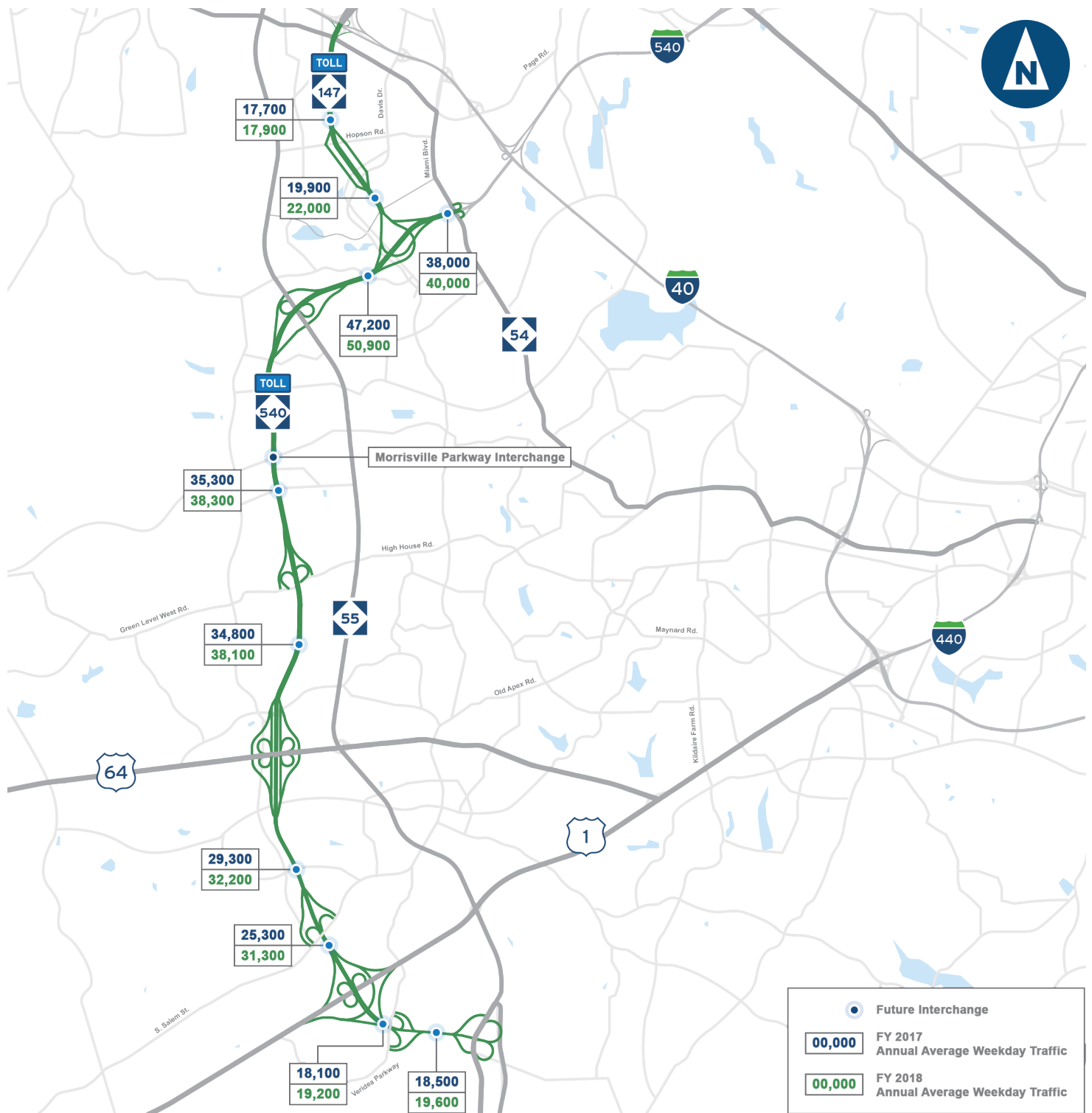
Capital expenditures for the Triangle Expressway were approximately five percent under budget. During the latter part of Fiscal Year (FY) 2014, the Turnpike Authority developed a fiscally-responsible plan to utilize approximately \$61.3 million in unallocated bond proceeds. In addition to funding outstanding construction expenditures, reimbursing the North Carolina Department of Transportation (NCDOT) for pre-construction expenses and reimbursing interest payments to the Turnpike Authority's reserve accounts, this plan includes providing capital contributions for two additional interchanges along the Triangle Expressway, at Veridea Parkway ("Access 540") and Morrisville Parkway.

Due to the Triangle Expressway's strong performance, the NCTA was able to take advantage of favorable market conditions to refinance a portion of the project's outstanding appropriation bonds. As a result, the project reached gross savings of just over \$15 million. This is the third refinancing of outstanding bonds, totaling \$103 million in gross savings for the remaining life of the project. These savings could help reduce the state's contributions for Complete 540, give the North Carolina Turnpike Authority Board toll rate flexibility in the future, or pay off project debt more quickly. As part of the financial refinancing, both Moody's and Standard and Poor's upgraded all outstanding NCTA appropriation debt for both the Triangle Expressway and the Monroe Expressway to 'Aa1' and 'AA+', respectively.

Moving forward, the latest Triangle Expressway financial model projects a positive outlook. The Turnpike Authority will hold enough funds in reserves to cover operations, maintenance and rehabilitation expenses for a minimum of three years. In addition, all debt service coverage ratios are projected at or above the minimum allowable, and currently, there is no projected need for NCDOT revenue support during the life of the project.

The Triangle Expressway has set high standards for future toll projects in North Carolina. From concept development to project completion and operations, the Turnpike Authority is dedicated to maintaining an efficient and effective management process.

# Project Map



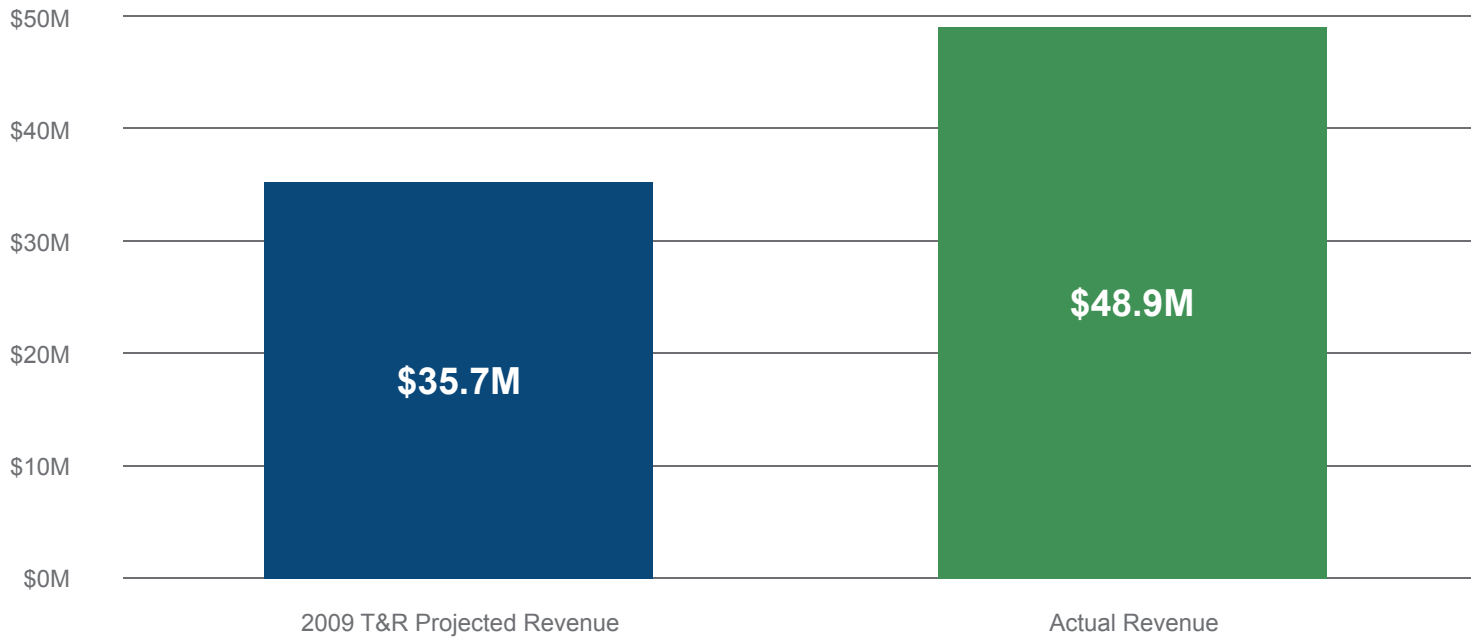
## Traffic & Revenue

As part of its Intelligent Transportation System (ITS) operations, the Turnpike Authority maintains a system of vehicle detectors that continuously measure traffic volumes and speeds along the Triangle Expressway. Traffic volumes along the project corridor have continued to increase during FY 2018, with year-over-year growth averaging approximately nine percent. Average annual weekday traffic volumes for FY 2017 and FY 2018 are presented on the project map on the previous page.

CDM Smith finalized the Comprehensive Traffic and Revenue Study for the Triangle Expressway in April 2009 and this document remains the certified forecast. Receipts totaling \$48.9 million for FY 2018 have exceeded the 2009 certified revenue forecast by 37 percent (as presented in the chart below).

As directed by North Carolina General Statute § 136-89.193(b) and Section 3.1 of Session Law 2016-90, the NCTA and the NCDOT report that there were no one-time toll facility users who were charged more than \$50 in processing fees imposed under G.S. 136-89.215 and civil penalties under G.S. 136-89.216.

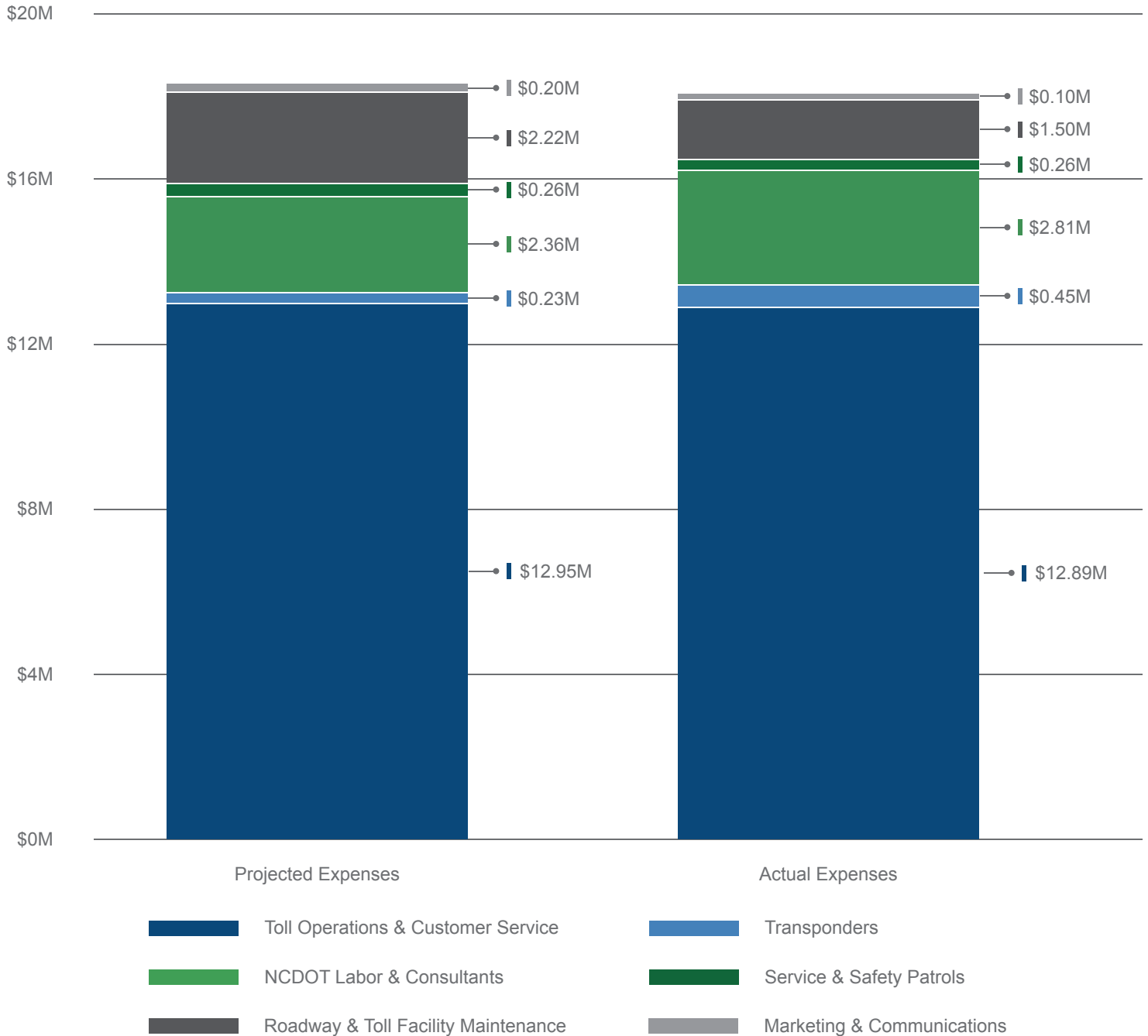
### Projected vs. Actual Revenues for FY 2018



## Operating Expenses

The initial budget for operations, maintenance, renewal and replacement was prepared just prior to financial close in 2009, before the selection of toll technology and the establishment of the NC Quick Pass Customer Service Center in Morrisville, NC. The FY 2018 operating budget was revised to reflect actual contracted amounts and cost trends observed since opening the road to traffic. It was subsequently used by the Authority’s financial advisor to produce the updated financial model. Actual operating expenses for FY 2018 were approximately 1.2 percent lower than budgeted.

### Projected vs. Actual Expenses for FY 2018

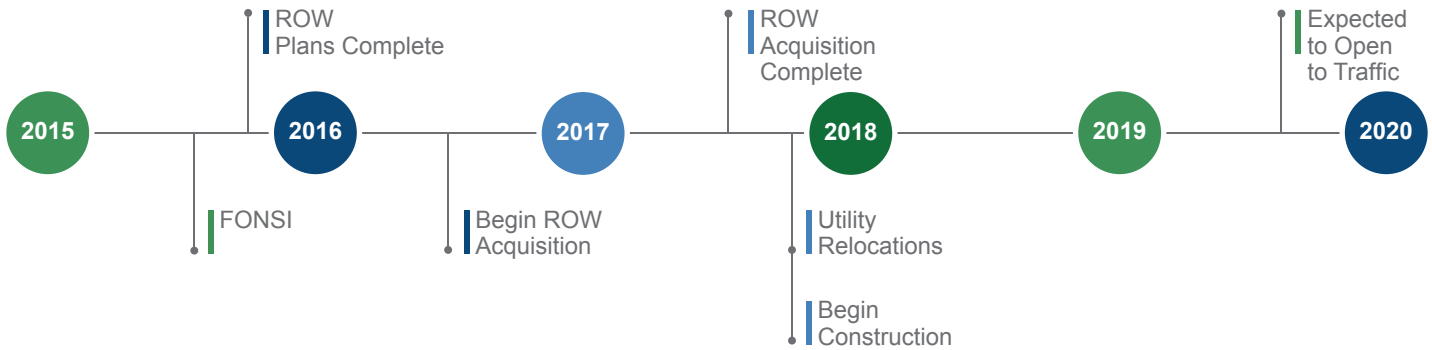


## Additional Interchange & Construction Activity

### Morrisville Parkway Interchange

State Transportation Improvement Program (STIP) Project U-5315 proposes to extend Morrisville Parkway and construct an interchange with the Triangle Expressway to provide increased connectivity and access. Planning and design were managed by the Town of Cary, in coordination with NCDOT. The Turnpike Authority has allocated excess bond proceeds from the Triangle Expressway to partially fund STIP Project U-5315B (the interchange). Right-of-way acquisition is complete, with certification in process, and utility relocations began in mid-2017. The construction contract for the project was awarded in December 2017 and construction activities began shortly after.

The following timeline presents key milestones and activities for the Morrisville Parkway Interchange.



### Roadway Extension from N.C. 540 to McCrimmon Parkway

The proposed extension from N.C. 540 to McCrimmon Parkway will begin at N.C. 147 and N.C. 540 and end at McCrimmon Parkway at Town Hall Drive in Morrisville, NC. This project was previously STIP Project U-4763A, but is now U-5966 in the FY 2018-2027 approved STIP. The STIP shows funding for right-of-way and utility relocation in FY 2021 and construction in FY 2023. This project would provide the area with an alternative route to Davis Drive and N.C. 54, as well as more immediate access to the Triangle Expressway.

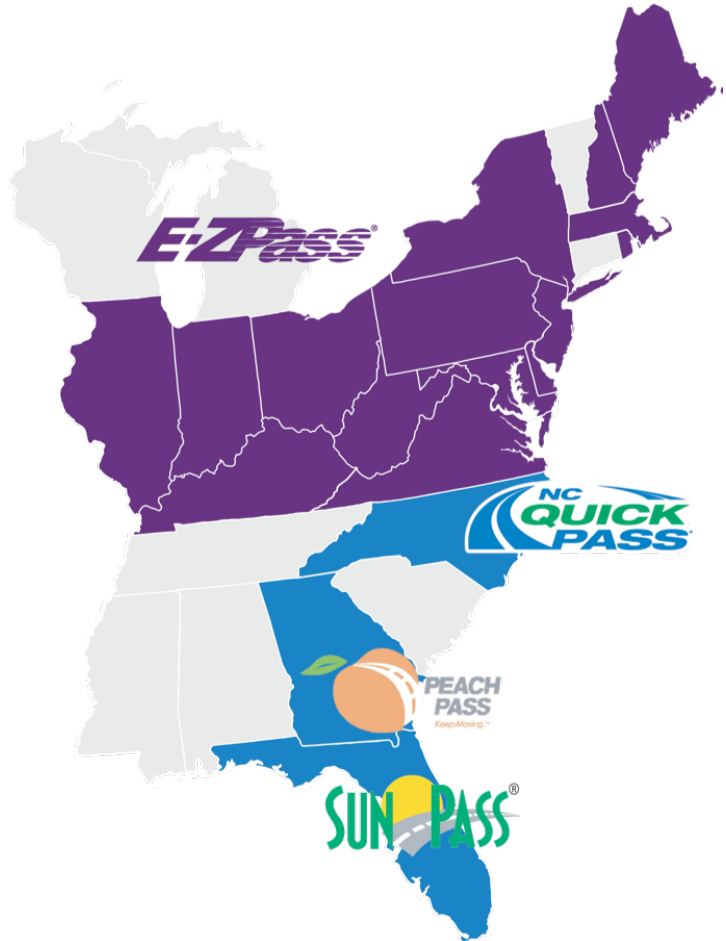
# Interoperability

In January 2013, NC Quick Pass® and E-ZPass® entered into an interoperability agreement allowing all E-ZPass agencies across 17 states to accept the NC Quick Pass hard case transponder as a form of payment, and allowing the Turnpike Authority to accept E-ZPass as a form of payment on the Triangle Expressway. This agreement enables the Turnpike Authority to do business with the more than 35 million drivers who have E-ZPass transponders.

A similar agreement was executed at the beginning of FY 2014 between the Turnpike Authority and Florida's SunPass®. This agreement allows SunPass customers to utilize the Triangle Expressway, while also allowing NC Quick Pass customers to use their sticker or hard case transponder wherever SunPass is accepted in Florida. Additional efforts regarding the agreement with SunPass during FY 2015 led to interoperability with Georgia's Peach Pass®, allowing Peach Pass customers to drive the Triangle Expressway and NC Quick Pass customers to use facilities in Georgia.

The agreements with E-ZPass, SunPass and Peach Pass have expanded the versatility of the NC Quick Pass system and allowed NC Quick Pass to be the premiere transponder program along the East Coast. Additionally, during FY 2016, the Turnpike Authority received the President's Award from the International Bridge, Tunnel and Turnpike Association for their Multi-Agency Interoperability Program. This award is considered the highest honor within the international toll industry.

The map below shows the states with which the NC Quick Pass is interoperable. In FY 2018, the total number of transactions for non-NC Quick Pass customers using the Triangle Expressway increased by nine percent for a total of five million. Similarly, NC Quick Pass customers using other facilities totaled approximately 1.6 million, which is a 41 percent increase year-over-year.



# Projects Under Construction



# Monroe Expressway

NCDOT is nearing completion of the approximately 20-mile Monroe Expressway, a controlled-access toll road extending on new right-of-way from U.S. 74 near I-485 in eastern Mecklenburg County to U.S. 74 between Wingate and Marshville in Union County. This project is included in the STIP as Projects R-3329 and R-2559. Monroe Bypass Constructors, LLC is serving as the Design-Build contractor for the project, which is expected to be open to traffic in November 2018. The total estimated project cost is \$730.9 million, which is the total cost funded in the current plan of finance.

As of June 30, 2018, the following construction activities have occurred:

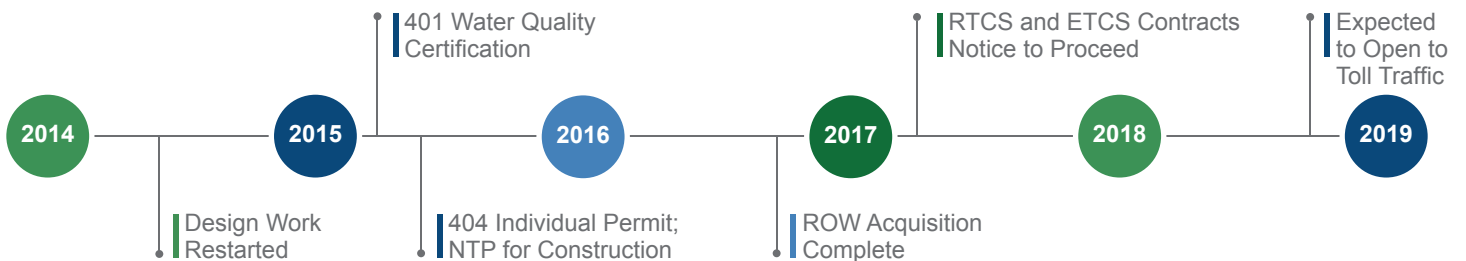
Approximately 99.5 percent of earthwork is completed	Approximately 97 percent of the paving operations are completed
19 culverts are constructed; one culvert is currently under construction	37 bridges are virtually complete
Guardrail and fencing installation is 98 percent complete	Pavement markings and markers are 50 percent complete
The first five (of seven) toll sites were conditionally accepted by the Turnpike Authority	The toll system integrator, TransCore, began installation activities at those toll sites
Significant portions of the Intelligent Transportation System (ITS) were constructed	

Exhibit: U.S. 74 Elevated Section

Since the project award date, through FY 2018, all parcels have been purchased or are in condemnation. The Design-Build contractor has access to all parcels necessary to complete the project, with condemnation proceedings being completed over the next six to 12 months for those parcels not yet settled. As of June 30, 2018, 40 parcels (eight percent) are working through the condemnation process. In addition to the Roadside Toll Collection System (RTCS) and Electronic Toll Collection System (ETCS) contracts previously awarded for the Monroe Expressway, an agreement is now in place to expand the existing Back Office System to include the Monroe Expressway. Conduent will implement the changes necessary to design, develop, install and implement the hardware, software and telecommunication networks for customer account processing, video image and billing processing, necessary system interfaces and maintenance. Also, in FY 2018, AECOM's existing Operations Services contract was amended to provide staffing and management of all Monroe Expressway customer service facilities.



The following timeline presents key milestones and activities for this project.



# Project Map



# I-77 Express Lanes

Local planning organizations and NCDOT identified I-77 as a corridor that needs improvement to maintain and enhance current and future mobility in the Charlotte-Mecklenburg region. The I-77 Express Lanes project includes approximately 27 miles of corridor improvements between the I-77/I-277 junction in Charlotte and N.C. 150 in Mooresville (Mecklenburg and Iredell Counties) and is comprised of three NCDOT STIP Projects: I-3311C, I-5405 and I-4750AA. The corridor is of high importance, serving as the primary north-south connector through the region.

This project will be the first toll project in the state delivered via a public-private partnership (P3). NCDOT led a competitive procurement process and on April 11, 2014, announced Cintra Infraestructuras, S.A. (Cintra) as the Apparent Best Value Proposer to design, build, finance, operate and maintain the project. Cintra formed a special purpose vehicle for the project called I-77 Mobility Partners, LLC. The project is being designed and built by the Design-Build joint venture of F.A. Southeast, LLC, and W.C. English, Inc., and the lead design firm, The Louis Berger Group. The concession agreement with I-77 Mobility Partners, LLC was executed on June 26, 2014 and the financial close was reached on May 20, 2015. Construction on the project began November 15, 2015.

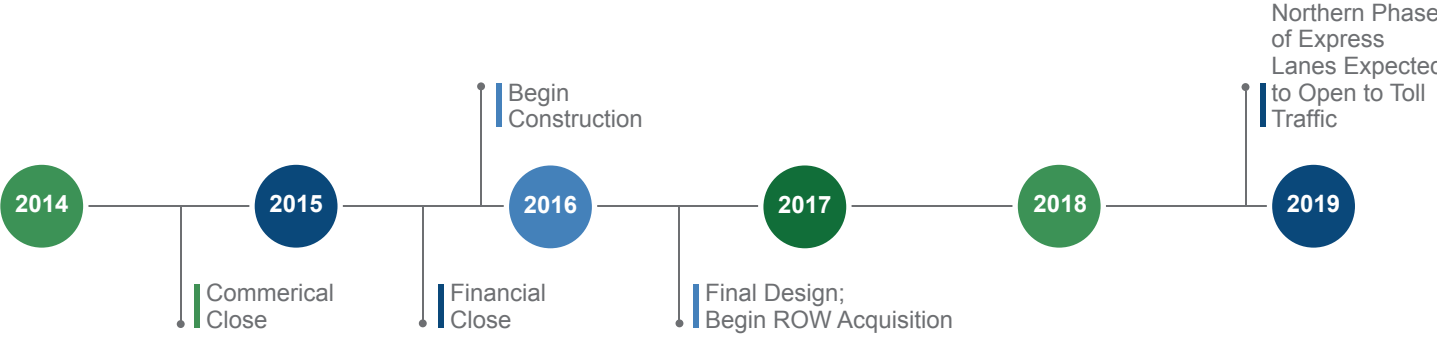
This project is separated into three major segments: The North Section begins just north of Catawba Avenue (Exit 28) at approximately mile marker 28.7 and extends northward along I-77 to north of N.C. 150 (Exit 36) at approximately mile marker 37. The Central Section begins just north of the I-77/I-85 interchange (Exit 13) at approximately mile marker 13.8 and extends northward along I-77 to just north of Catawba Avenue (Exit 28). The South Section begins just north of the I-77/I-277 interchange (Exit 11) at approximately mile marker 11.2 and extends northward along I-77 for approximately two miles to just north of the I-77/I-85 interchange (Exit 13) at approximately mile marker 13.8. that the Developer anticipates the Northern Section, and a portion of the Central Section will open late 2018.

Some residents and local leaders have voiced concerns about the contract with I-77 Mobility Partners. NCDOT heard those concerns and utilized the services of an independent consultant, Mercator Advisors LLC, to conduct a formal, in-depth review of all aspects of the contract and compare it to similar P3 contracts in other states. Based on the Turnpike Authority's experience with tolling, large financial transactions and no prior involvement in the procurement and execution in the I-77 Express Lanes contract, Secretary Trogdon tasked the Turnpike Authority with the selection of the consultant to conduct a thorough review of all aspects of the contract. Since the Turnpike Authority did not take part in the original I-77 contract negotiations, NCTA staff facilitated the review process, by supporting Mercator's data and logistical needs.

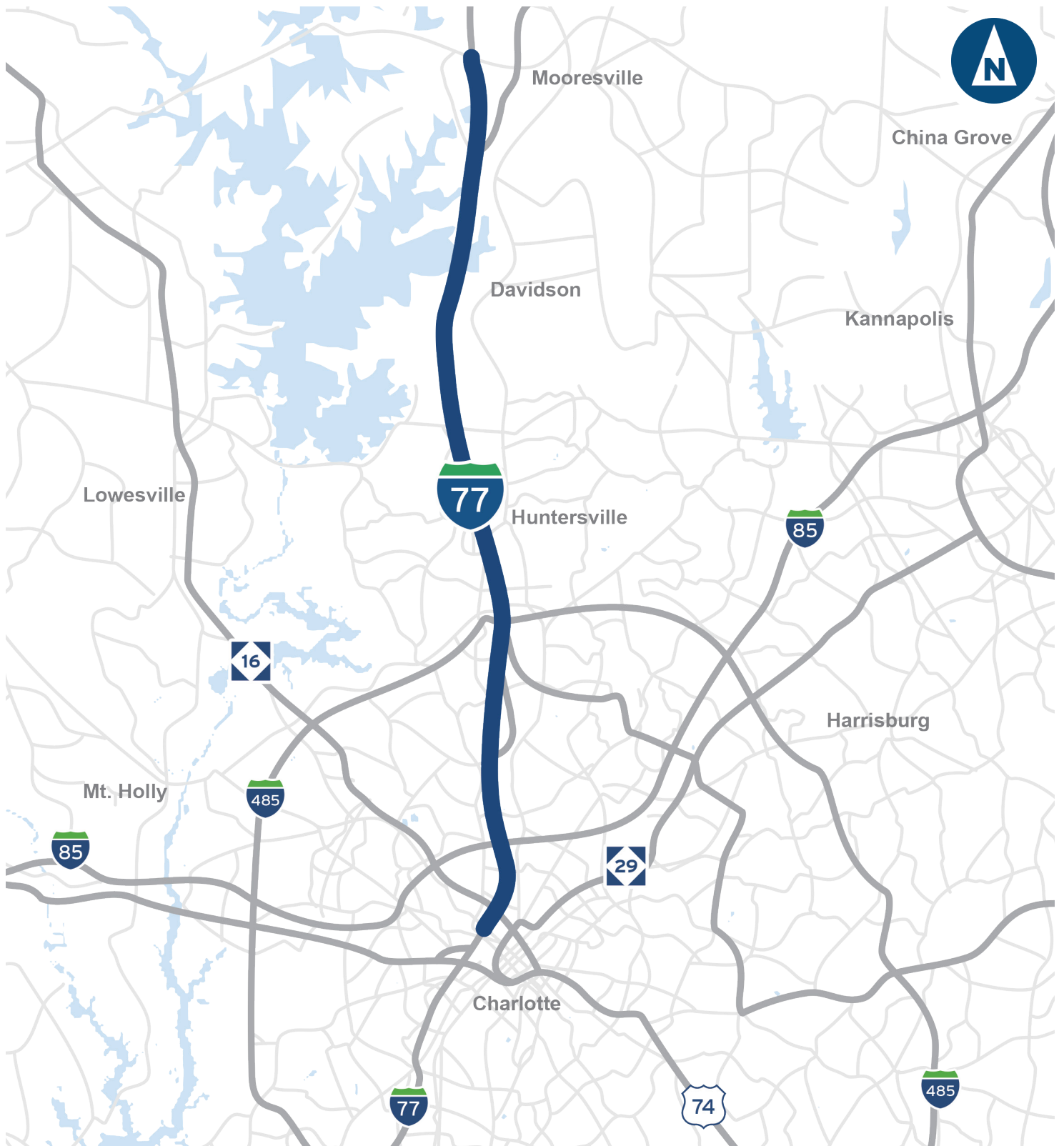
It has been the expressed goal of Secretary Trogdon to better involve and communicate with members of the public in regard to the I-77 Express Lanes project. When the Secretary tasked the Turnpike Authority to facilitate a review of the contract in March 2017, the staff updated the project website to include a dedicated portal for public comments and reworked the site's content to be more relevant to the questions received. NCTA staff worked with the NCDOT communications office to identify and empower a dedicated communications officer to be a single point of contact for the media and concerned residents. During each month of the review, NCTA provided updates about the review process to the local planning organization and made the consultant conducting the review available to the media. The public comments received were used to shape the report's focus and played a significant role in identifying potential options for the Department to consider. On August 10, 2017, Mercator released a draft report to receive public feedback. Members of the public provided feedback on the report through the NCDOT's website and by email. On September 19, 2017, Mercator released a final report of its review, which included public comments and concerns regarding the contract, and provided a list of options for NCDOT, as well as a high-level assessment of each of those options.

In December 2017, Secretary Trogdon created a local advisory group, which consists of 11 representatives of cities, counties and chambers of commerce along the project's corridor. This group engaged in discussions of the options identified in the Mercator report and provided local input on the project for the Secretary to consider. The Turnpike Authority led a series of meetings that took place between January 2018 and August 2018. NCTA gathered all feedback from the local advisory group, conducted further analysis on the options the group identified and categorized near-term and long-term potential improvements, which were reported back to the group in August 2018. NCDOT is currently negotiating improvements to the comprehensive agreement with the private partner.

The following timeline presents key milestones and activities for this project.



# Project Map





# Projects Under Development



# Complete 540

The proposed "Complete 540" project would extend the Triangle Expressway from the N.C. 55 Bypass in Apex to the U.S. 64/U.S. 264 Bypass in Knightdale, completing the 540 Outer Loop around the greater Raleigh area. Complete 540 consists of three NCDOT STIP Projects (R-2721, R-2828, and R-2829) that were combined for the purposes of the completed planning and environmental study. Two primary objectives were established for the Complete 540 project, based on general transportation trends in the Raleigh area and specific, more localized needs. The first objective is to improve mobility within or through the study area during peak travel periods. The second objective is to reduce forecast congestion on the existing roadway network within the project study area. A secondary purpose of the project is to improve system linkage in the regional roadway network by completing the 540 Outer Loop around the greater Raleigh area, which has been a goal of area planners for more than 40 years. It is expected that construction of the Complete 540 link would benefit local commuters living south and east of Raleigh, as well as drivers taking longer trips through the Triangle region to and from the south and east.

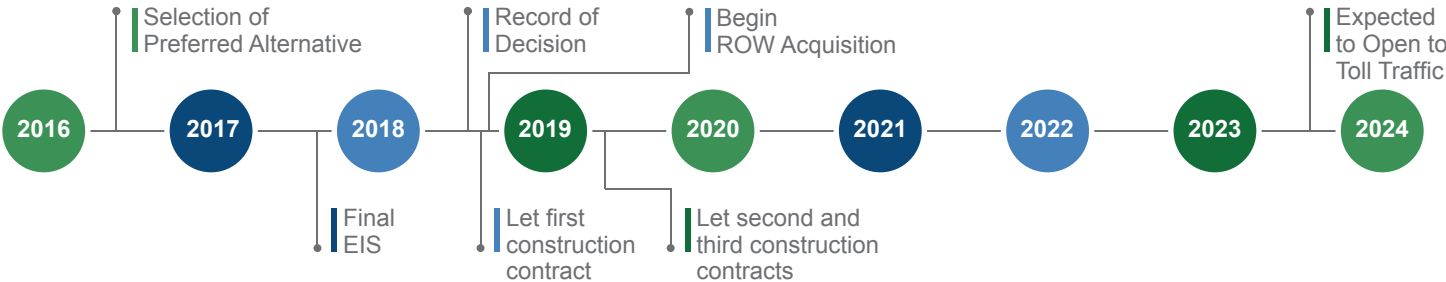
The Complete 540 project development process, including the production of design plans and the preparation of various technical reports and environmental documentation to fulfill the requirements of the National Environmental Policy Act ("NEPA") is complete. Engineering and environmental studies evaluated and documented the benefits and impacts associated with the detailed study alternatives and formed the foundation of the Draft Environmental Impact Statement ("Draft EIS"), which was published in November 2015 for public review and comment through early January 2016. In December 2015, NCDOT held public meetings and a public hearing regarding the Draft EIS. Following the review of public comments on the Draft EIS and from the public hearing, NCDOT selected "Detailed Study Alternative 2" as the Preferred Alternative for the project in April 2016. The Final Environmental Impact Statement (the "Final EIS") was completed in December 2017 and included refined design and technical studies for the Preferred Alternative. The NEPA process concluded with the approval of the Record of Decision in June 2018.

NCDOT's approved 2018-2027 STIP includes funding for right of way acquisition and construction beginning in fiscal year 2020 for STIP Projects R-2721 and R-2828 (Complete 540 Phase I), the portion of Complete 540 from N.C. 55 Bypass in Apex to I-40, approximately 17.8 miles of the total 27-mile facility. Procurement for three Design-Build contracts is underway.

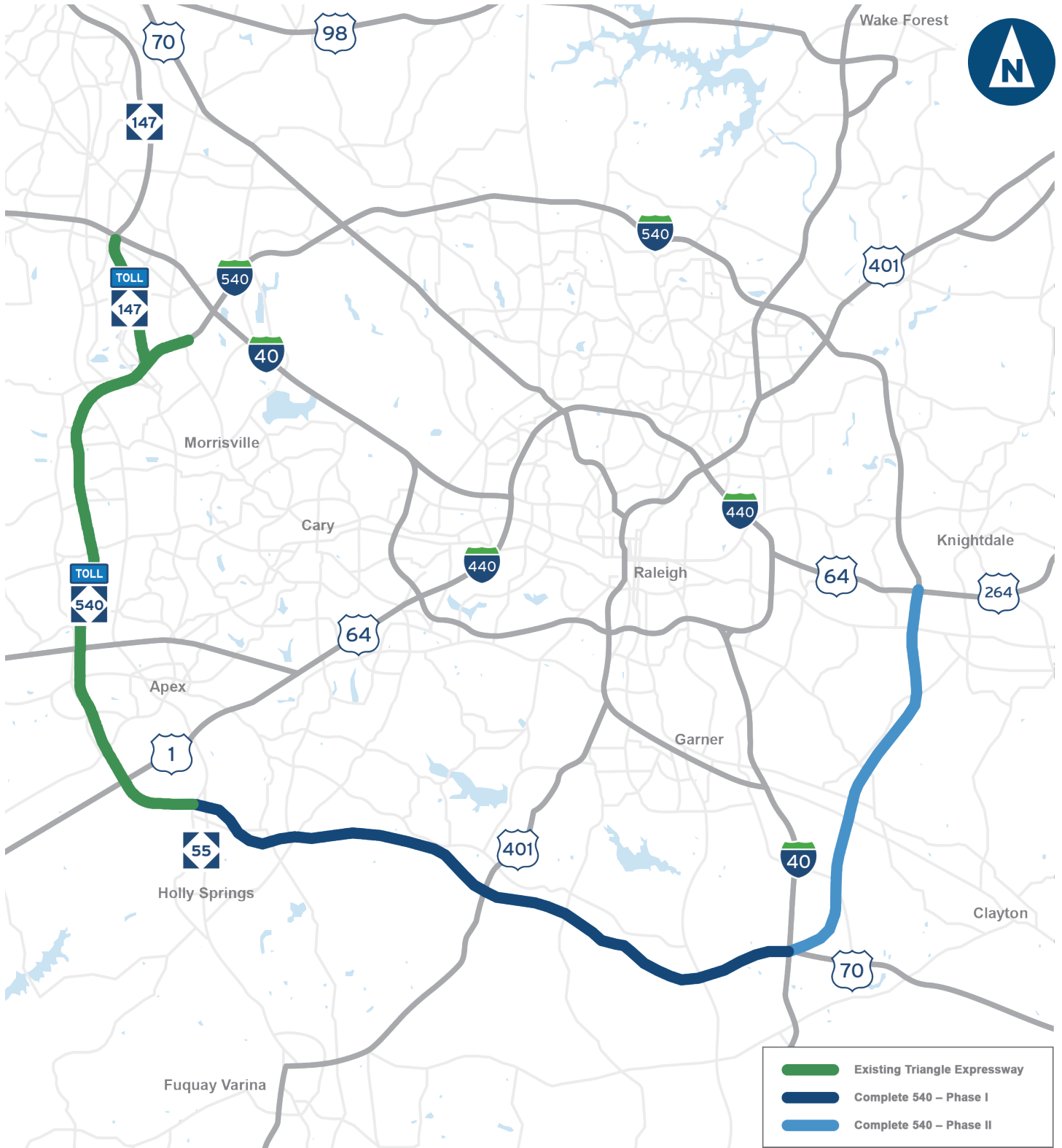
A two-step process will be used for each of the Design-Build procurements for the contracts for R-2828, R-2721B and R-2721A. The first step of the process consists of the issuance of a request for qualifications (RFQ) to those firms interested in participating in the procurement. The second step is to issue a request for proposals (RFP) to the Design-Build Teams short-listed by NCTA and NCDOT based on their submitted qualifications. The procurement timeline is listed for each segment. A selection process based on "best value" rather than lowest price will be utilized to determine the successful Design-Build Teams.

An industry forum was held jointly by NCDOT and NCTA on April 12, 2018 for Complete 540 Phase I. The forum activities included one Disadvantaged Business Enterprises (DBE) Outreach Session in the morning with a multi-faceted approach to DBE education, certification, and DBE opportunities within Complete 540 Phase I, and an afternoon forum for prime contractors, subcontractors, private engineering firms and professional services firms.

Detailed construction schedules have not yet been established; however, based on project awards in late 2018 and early 2019, it is estimated that this project could be open to traffic by January 1, 2024. The remaining R-2829 portion (Complete 540 Phase II) of the project is funded to begin construction in fiscal year 2027.



# Project Map



# U.S. 74 Express Lanes

Local planning organizations and NCDOT have identified Independence Boulevard (U.S. 74) as a corridor needing improvements to maintain and enhance current and future mobility in the region. NCDOT is studying two phases of express lanes on U.S. 74.

STIP Project U-5526A is considered Phase I of the U.S. 74 Express Lanes vision and is part of a planned express lanes network. Phase I involves implementation of express lanes in the median of Independence Boulevard (U.S. 74) in Charlotte from I-277 to Wallace Lane, a distance of 5.8 miles. The project would convert bus lanes that currently exist between I-277 and Albemarle Road (N.C. 27), as well as the bus lanes that were recently constructed from Albemarle Road to Wallace Lane, under STIP Project U-209B. The purpose of the project is to provide immediate travel time reliability. Dynamic pricing will be used to maintain an average speed of at least 45 miles per hour in the express lane. In February 2018, plans were finalized for all disciplines in anticipation of a May 2018 let. The letting was placed on hold pending additional public involvement activities.

STIP Project U-2509 is considered Phase II of the U.S. 74 Express Lanes vision and is part of a planned express lanes network. Phase II involves widening and adding express lanes to Independence Boulevard (U.S. 74) from Conference Drive in Charlotte to I-485 in Matthews, a distance of approximately 6.3 miles, as well as other improvements. The purpose of the project is to provide immediate travel time reliability. Dynamic pricing will be used to maintain an average speed of at least 45 miles per hour in the express lane. Planning and design are in progress, while funding for right-of-way acquisition and construction is currently scheduled to begin in FY 2020. The project is anticipated to be delivered as a Design-Build project.

The following timeline presents key milestones and activities for the U.S. 74 Express Lanes Phase II.



# Project Map

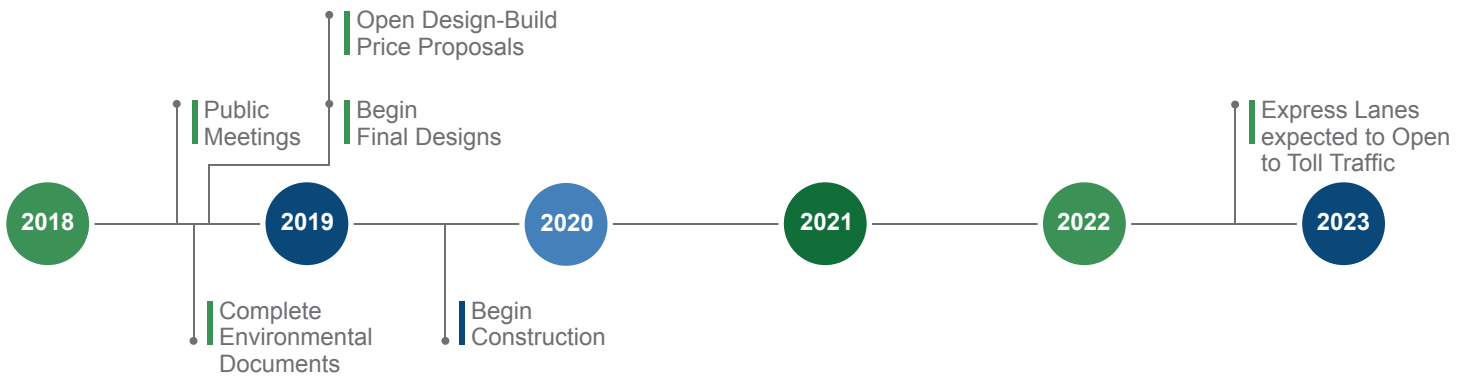


# I-485 Express Lanes

State Transportation Improvement Program (STIP) Project I-5507 will add one express lane in each direction along I-485 (Charlotte Outer Loop) from I-77 to U.S. 74 (Independence Boulevard). In addition to adding one express lane in each direction, Direct Connectors at US 521 (Johnston Road) and Westinghouse Boulevard are proposed. Also, the outside general purpose travel lane in each direction will be extended from Rea Road to NC 16 (Providence Road). The purpose of this 16-mile project is to provide a reliable travel time option on this section of I-485.

The Preferred Alternative was selected in December 2015 by stakeholders, including the Federal Highway Administration, NCDOT (Division 10, Project Development and Environmental Analysis Unit, Roadway Design Unit and NCTA), the city of Charlotte and the towns of Pineville and Matthews. In early 2018, the Design-Build procurement continued with short-listed teams. Also in 2018, a series of public open house meetings and small group meetings with local municipalities along the corridor were held. Technical studies are now complete, and the federal Categorical Exclusion is expected to be approved by Federal Highway Administration (FHWA) in early FY 2019.

The following timeline presents key milestones and activities for this project.



# Project Map



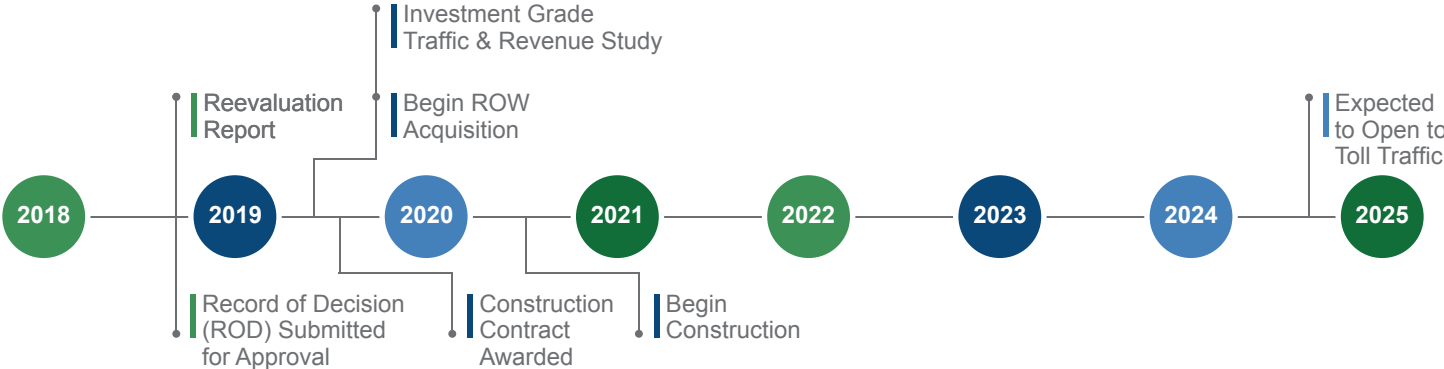
# Mid-Currituck Bridge

NCDOT STIP Project R-2576 calls for transportation improvements in the Currituck Sound area with focus on the consideration of a Mid-Currituck Bridge. The proposed action is a seven-mile long project that includes a two-lane bridge that spans Currituck Sound, connecting the Currituck County mainland with its Outer Banks, as well as a separate two-lane bridge that spans Maple Swamp on the Currituck County mainland, connecting Aydlett to U.S. 158.

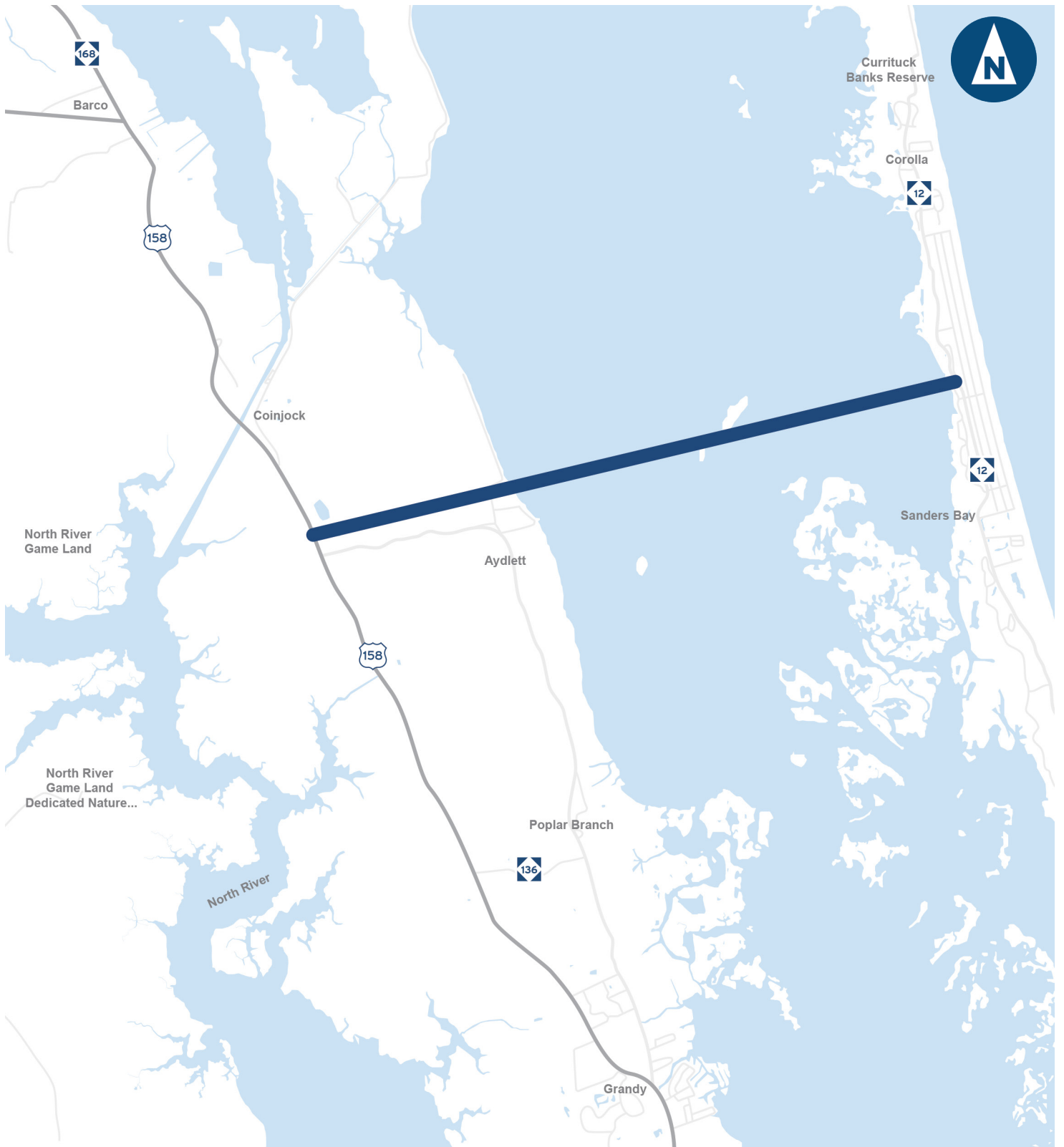
In January 2012, NCDOT, NCTA and FHWA approved the Final EIS for the project. Work on the Record of Decision was paused following the approval of the Final EIS, in order for NCDOT to establish the state, regional and local transportation improvement funding priorities using the strategic prioritization process in accordance with the Strategic Transportation Investments legislation that was signed into law in June 2013. The Mid-Currituck Bridge project was ranked using the new funding formula and as a result, it was initially funded in the 2016-2025 STIP for right-of-way acquisition and construction to begin in FY 2019. Funding in the 2018-2027 STIP is currently scheduled to begin in FY 2018.

Once funding for the project was reestablished, work toward a Record of Decision resumed. The EIS is being reevaluated because it has been more than three years since the approval of the final EIS. This reevaluation will consider changes regarding the project, its surroundings, impacts and any new issues, circumstances, or information that was not considered in the original document, and/or changes in laws or regulations that apply to the project. The purpose of the reevaluation is to assess whether a supplemental EIS is required. If the reevaluation process concludes that the information presented in the final EIS is an accurate analysis of the anticipated project impacts, the Record of Decision will be published, signifying the completion of the environmental study process.

The following timeline presents key milestones and activities for this project.



# Project Map



# IV Projects Under Consideration



# State Transportation Improvement Program

The 2018-2027 STIP adopted by the Board of Transportation in August 2017 includes the potential toll projects given in the following table. These projects are included in either the years FY 2023 – FY 2027 as projects subject to reprioritization or “unfunded future commitments” to occur after FY 2027.

STIP Project	Route/Facility	Project Limits	Description
U-4738	Cape Fear Crossing	U.S. 17 to U.S. 421	Construct a new facility with structure over the Cape Fear River
I-5702	I-40	U.S. 15/501 to Wade Avenue	Construct managed lanes
U-5966	New Route	McCrimmon Parkway to N.C. 540	Construct multi-lane facility on new location
I-5982	I-540	I-40 to I-495/U.S. 64/U.S. 264 Bypass	Construct managed shoulders
I-5718	I-77	South Carolina State Line to I-277/N.C. 16 (Brookshire)	Widen existing freeway to ten lanes by constructing managed lanes
U-6103	U.S. 74	I-277 to N.C. 27	Convert reversible express lane to one express lane in each direction

# V Annual Audit



# Draft Financial Statements

Pursuant to G.S. 136-89.193(b), the Turnpike Authority's Draft Financial Statements and Report of the Independent Auditor for the fiscal year ending June 30, 2018, are attached and incorporated herein by reference. Final versions of the Audited Financial Statements and Report of the Independent Auditor will be provided when available. It should be noted that the revenue and expense figures presented within the Annual Report are on a cash basis and will therefore not directly align with those presented in the Audited Financial Statements, which in accordance with U.S. GAAP standards are reported on an accrual basis.

# **NORTH CAROLINA TURNPIKE AUTHORITY**

## **FINANCIAL STATEMENTS**

***As of and for the Years Ended June 30, 2018  
and 2017***

***And Report of Independent Auditor***

DRAFT

# NORTH CAROLINA TURNPIKE AUTHORITY

## TABLE OF CONTENTS

---

<b>REPORT OF INDEPENDENT AUDITOR</b> .....	1-2
<b>MANAGEMENT’S DISCUSSION AND ANALYSIS</b> .....	3-7
<b>FINANCIAL STATEMENTS</b>	
Statements of Net Position .....	8
Statements of Revenues, Expenses, and Changes in Net Position.....	9
Statements of Cash Flows .....	10-11
Notes to the Financial Statements .....	12-36
<b>REQUIRED SUPPLEMENTARY INFORMATION</b>	
Schedule of Proportionate Share of Net Pension Liability – Teachers’ and State Employees’ Retirement System .....	37
Schedule of Contributions – Teachers’ and State Employees’ Retirement System .....	37
Schedule of Proportionate Share of Net OPEB Liability – Retiree Health Benefit Fund .....	38
Schedule of Contributions – Retiree Health Benefit Fund .....	38
Schedule of Proportionate Share of Net OPEB Asset – Disability Income Plan of North Carolina .....	39
Schedule of Contributions – Disability Income Plan of North Carolina .....	39
<b>SUPPLEMENTARY INFORMATION</b>	
Statement of Revenues, Expenses, and Changes in Net Position – Modified Accrual Basis .....	40-41
<b>REPORT OF INDEPENDENT AUDITOR ON INTERNAL CONTROL OVER FINANCIAL REPORTING AND ON COMPLIANCE AND OTHER MATTERS BASED ON AN AUDIT OF FINANCIAL STATEMENTS PERFORMED IN ACCORDANCE WITH <i>GOVERNMENT AUDITING STANDARDS</i></b> .....	42-43

## Report of Independent Auditor

Board of Directors  
North Carolina Turnpike Authority  
Raleigh, North Carolina

### Report on the Financial Statements

We have audited the accompanying statements of net position of the North Carolina Turnpike Authority (“NCTA”), a major enterprise fund of the State of North Carolina, and a business unit of the North Carolina Department of Transportation (“NCDOT”), as of June 30, 2018 and 2017, and the related statements of revenues, expenses, and changes in net position and cash flows for the years then ended, and the related notes to the financial statements, which collectively comprise the NCTA’s basic financial statements as listed in the table of contents.

### Management’s Responsibility for the Financial Statements

Management is responsible for the preparation and fair presentation of these financial statements in accordance with accounting principles generally accepted in the United States of America (“U.S. GAAP”); this includes the design, implementation, and maintenance of internal control relevant to the preparation and fair presentation of financial statements that are free from material misstatement, whether due to fraud or error.

### Auditor’s Responsibility

Our responsibility is to express an opinion on these financial statements based on our audits. We conducted our audits in accordance with auditing standards generally accepted in the United States of America and the standards applicable to financial audits contained in *Government Auditing Standards*, issued by the Comptroller General of the United States. Those standards require that we plan and perform the audits to obtain reasonable assurance about whether the financial statements are free of material misstatement.

An audit involves performing procedures to obtain audit evidence about the amounts and disclosures in the financial statements. The procedures selected depend on the auditor’s judgment, including the assessment of the risks of material misstatement of the financial statements, whether due to fraud or error. In making those risk assessments, the auditor considers internal control relevant to the NCTA’s preparation and fair presentation of the financial statements in order to design audit procedures that are appropriate in the circumstances, but not for the purpose of expressing an opinion on the effectiveness of the NCTA’s internal control. Accordingly, we express no such opinion. An audit also includes evaluating the appropriateness of accounting policies used and the reasonableness of significant accounting estimates made by management, as well as evaluating the overall financial statement presentation of the financial statements.

We believe that the audit evidence we have obtained is sufficient and appropriate to provide a basis for our audit opinion.

### Opinion

In our opinion, the financial statements referred to above present fairly, in all material respects, the respective financial position of the NCTA, as of June 30, 2018 and 2017, and the respective changes in financial position and cash flows for the years then ended in accordance with U.S. GAAP.

## **Emphasis of Matter**

### *Nature of Reporting Entity*

As discussed in Note 1 to the financial statements, the financial statements present only the NCTA and do not purport to and do not present fairly the financial position of the State of North Carolina or the NCDOT, as of June 30, 2018 and 2017, and the changes in their financial position and their cash flows thereof for the years then ended in conformity with U.S. GAAP.

### *Restatement*

As discussed in Note 15 to the financial statements, the NCTA adopted Governmental Accounting Standards Board Statement No. 75, *Accounting and Financial Reporting for Postemployment Benefits Other Than Pensions*, during the fiscal year ended June 30, 2018. As a result, net position as of June 30, 2017 has been restated. Our opinion is not modified with respect to these matters.

## **Other Matters**

### *Required Supplementary Information*

U.S. GAAP requires that the management's discussion and analysis and the required supplementary information as listed in the table of contents be presented to supplement the basic financial statements. Such information, although not a required part of the basic financial statements, is required by the Governmental Accounting Standards Board, who considers it to be an essential part of financial reporting for placing the basic financial statements in an appropriate operational, economic, or historical context. We have applied certain limited procedures to the required supplementary information in accordance with auditing standards generally accepted in the United States of America, which consisted of inquiries of management about the methods of preparing the information and comparing the information for consistency with management's responses to our inquiries, the basic financial statements, and other knowledge we obtained during our audit of the basic financial statements. We do not express an opinion or provide any assurance on the information because the limited procedures do not provide us with sufficient evidence to express an opinion or provide any assurance.

### *Supplementary and Other Information*

Our audit was conducted for the purpose of forming opinions on the financial statements that collectively comprise the basic financial statements of the NCTA. The Statement of Revenues, Expenses, and Changes in Net Position (Modified Accrual Basis) is presented for purposes of additional analysis and is not a required part of the financial statements. The Statement of Revenues, Expenses, and Changes in Net Position (Modified Accrual Basis) is the responsibility of management and was derived from and relates directly to the underlying accounting and other records used to prepare the financial statements. Such information has been subjected to the auditing procedures applied in the audit of the financial statements and certain additional procedures, including comparing and reconciling such information directly to the underlying accounting and other records used to prepare the financial statements or the financial statements themselves, and other additional procedures in accordance with auditing standards generally accepted in the United States of America. In our opinion, based on our audit, the information is fairly stated, in all material respects, in relation to the financial statements as a whole.

**Other Reporting Required by *Government Auditing Standards***

In accordance with *Government Auditing Standards*, we have also issued our report dated **October XX, 2018**, on our consideration of the NCTA's internal control over financial reporting and on our tests of its compliance with certain provisions of laws, regulations, contracts, and grants agreements and other matters. The purpose of that report is to describe the scope of our testing of internal control over financial reporting and compliance and the results of that testing, and not to provide an opinion on internal control over financial reporting or on compliance. That report is an integral part of an audit performed in accordance with *Government Auditing Standards* in considering the NCTA's internal control over financial reporting and compliance.

Raleigh, North Carolina  
**October XX, 2018**

DRAFT

# NORTH CAROLINA TURNPIKE AUTHORITY

## MANAGEMENT'S DISCUSSION AND ANALYSIS

JUNE 30, 2018 AND 2017

---

The management's discussion and analysis ("MD&A") provides an overview of the North Carolina Turnpike Authority's ("NCTA") activities during the fiscal years ended June 30, 2018, 2017, and 2016. The discussion and analysis also includes condensed financial information comparing the current year to the prior years.

### **Overview of the Financial Statements**

The NCTA is a public agency of the State of North Carolina located within the Department of Transportation ("NCDOT") and is a major enterprise fund of the State. As such, the NCTA is included in the State of North Carolina's *Comprehensive Annual Financial Report*. The accompanying statements were prepared in accordance with accounting principles generally accepted in the United States of America ("U.S. GAAP") to represent the NCTA's financial position separate from the State of North Carolina.

Included in this report are the statements of net position as of June 30, 2018 and 2017, the statements of revenues, expenses, and changes in net position for the years ended June 30, 2018 and 2017, and the statements of cash flows for the years ended June 30, 2018 and 2017. These statements use the accrual basis of accounting, which is similar to the accounting used by most private-sector businesses. All of the current year's revenues and expenses are taken into account regardless of when cash is received or paid. The statements of net position present assets and deferred outflows of resources less liabilities and deferred inflows of resources which equals net position, thus presenting the NCTA's financial position at the end of the fiscal year, while the statements of revenues, expenses, and changes in net position present information showing how the NCTA's net position changed during the fiscal year.

### **Financial Highlights and Analysis**

The NCTA was created in October 2002, with financial activity starting late in fiscal year 2004. Budgeted Administrative Activities for fiscal years 2018 and 2017 were limited to salaries, personnel, Board members' per diem, travel, and other general operating expenditures, while project-related costs were funded by state-appropriated, Federal Highway Administration ("FHWA"), or project-specific financings.

Funding for administrative expenses is reviewed and advanced as needed from the Highway Trust Fund. Interest began to accrue on the advance on January 1, 2014.

Legislation was passed in 2013 creating the Strategic Mobility Formula, a new way to fund and prioritize transportation projects to ensure they provide the maximum benefit to the State of North Carolina (House Bill 817-An Act to Strengthen the Economy through Strategic Transportation Investments). This law also included changes to the annual appropriations ("GAP funds") dedicated to NCTA projects; the annual appropriation of \$49 million remains for the Triangle Expressway (\$25 million) and Monroe Expressway (\$24 million) projects.

In support of its mission to facilitate the development, delivery, and operation of an integrated, creative system of toll roads, the NCTA executed agreements with E-ZPass®, Florida's SunPass®, and Georgia's Peach Pass® to ensure compatibility with their electronic toll collection systems. These agreements allow for seamless toll interoperability between North Carolina and most states along the east coast.

The NCTA opened the Triangle Expressway fully to traffic in 2013 and is currently working to develop several other toll and managed lanes projects throughout the State that are included in the 2018-2027 State Transportation Improvement Program. The Monroe Expressway has been funded and construction is underway with an expected substantial completion date of November 27, 2018. Additional information on the two active projects on the following page.

# NORTH CAROLINA TURNPIKE AUTHORITY

## MANAGEMENT'S DISCUSSION AND ANALYSIS

JUNE 30, 2018 AND 2017

### Triangle Expressway

North Carolina's first modern toll road, the Triangle Expressway, is approximately 18.8 miles of new highway construction, extending the partially complete "Outer Loop" around the greater Raleigh area from I-40 in the north to the NC 55 Bypass in the south. The final phase opened to toll traffic on January 2, 2013. The Triangle Expressway project was delivered on schedule and under budget. In April 2017, the Veridea Parkway interchange, previously named Old Holly Springs-Apex Road, opened to traffic. In addition, work is currently being undertaken to add the Morrisville Parkway interchange to the existing Triangle Expressway which is projected to open to traffic in 2019.

Total revenues, inclusive of toll revenue and processing fees, but excluding transponder revenues are listed in the chart below with operating expenses. Fiscal year 2018 revenues increased by \$4,291,646.61 or 9.6% from the prior year, while fiscal year 2018 operating expenses increased \$1,714,869.00 or 10.5% from the prior year. Fiscal year 2017 revenues increased \$6,234,723.00 or 16.2% from the prior year while fiscal year 2017 operating expenses increased \$1,484,855.00 or 10.0% from the prior year.

#### Triangle Expressway Total Revenue and Operating Expenses

	<u>2018</u>	<u>2017</u>	<u>2016</u>
Total Revenue	\$ 48,999,352.61	\$ 44,707,706.00	\$ 38,472,983.00
Operating Expenses	\$ 18,019,430.00	\$ 16,304,561.00	\$ 14,819,706.00

A southeast extension to the Triangle Expressway is planned, extending the existing the Expressway to I-40 in southern Wake County. Construction on this extension is expected to commence in 2019.

### Monroe Expressway

The Monroe Expressway toll project is a 19.7-mile new location divided highway that is under construction from U.S. 74 at I-485 in eastern Mecklenburg County to U.S. 74 between the towns of Wingate and Marshville in Union County. The highway is expected to improve mobility and capacity within the project study area by providing a highway for the U.S. 74 corridor that allows for high-speed regional travel.

A design-build construction contract was advertised in April 2010 and price proposals were opened the following October. The Monroe Bypass Constructors (a joint venture between United Infrastructure, Boggs Paving, and Anderson Columbia) was selected through the best-value procurement process. Work on the Monroe Expressway was halted in 2012 due to a legal challenge to the environmental documentation. Additional environmental studies were conducted. Following these studies, the Record of Decision for the Monroe Expressway was signed by FHWA and NCDOT on May 15, 2014 and work by the design build team resumed. The Monroe Expressway is anticipated to open to traffic in November 2018.

In October 2010, the NCTA issued \$233,920,000.00 in State Annual Appropriation Revenue Bonds. In late 2011, \$10,000,000.00 in Senior Lien Turnpike Revenue Bonds, \$214,505,000.00 in State Annual Appropriation Revenue Bonds and \$145,535,000.00 in GARVEE bonds with State match were sold in conjunction with the award of the design build contract. On January 31, 2017, the Turnpike Authority sold \$137,051,904.00 in toll revenue bonds and closed on a TIFIA loan in the amount of \$166,500,000.00 which replaced the GARVEE bonds and completed the funding for the project. The State has also authorized the use of \$22,000,000.00 in State Transportation Improvement Program ("STIP") funds.

**NORTH CAROLINA TURNPIKE AUTHORITY**  
**MANAGEMENT'S DISCUSSION AND ANALYSIS**

JUNE 30, 2018 AND 2017

**Net Position**

Net position represents the residual interest in the NCTA's assets after all liabilities are deducted. For reporting purposes they are divided into three categories: net investment in capital assets; restricted; and unrestricted.

**Condensed Statements of Net Position**

	<u>2018</u>	<u>2017</u>	<u>2016</u>
Current Assets	\$ 18,735,628.56	\$ 18,424,898.00	\$ 35,722,286.00
Restricted Assets, Prepaid Insurance Costs, and Net OPEB Asset	275,928,207.73	324,352,204.00	730,643,795.00
Capital Assets	<u>1,763,845,036.74</u>	<u>1,661,457,187.00</u>	<u>1,416,167,367.00</u>
Total Assets	<u>2,058,508,873.03</u>	<u>2,004,234,289.00</u>	<u>2,182,533,448.00</u>
Deferred Outflows of Resources	<u>28,830,658.95</u>	<u>20,743,112.00</u>	<u>80,516.00</u>
Current Liabilities	141,317,794.87	99,141,469.00	122,247,331.00
Noncurrent Liabilities	<u>1,595,214,113.90</u>	<u>1,606,765,510.00</u>	<u>1,642,577,499.00</u>
Total Liabilities	<u>1,736,531,908.77</u>	<u>1,705,906,979.00</u>	<u>1,764,824,830.00</u>
Deferred Inflows of Resources	<u>744,332.00</u>	<u>32,383.00</u>	<u>52,384.00</u>
Net Investment in Capital Assets	529,511,803.08	459,895,176.00	584,358,734.00
Restricted	7,475,821.35	5,476,668.00	4,267,172.00
Unrestricted	<u>(186,924,333.22)</u>	<u>(146,333,805.00)</u>	<u>(170,889,156.00)</u>
Net Position	<u>\$ 350,063,291.21</u>	<u>\$ 319,038,039.00</u>	<u>\$ 417,736,750.00</u>

**Current Assets**

The increase in fiscal year 2018 is mainly due to an increase in transponder inventory. The decrease in fiscal year 2017 was due to a decrease in the securities lending collateral.

**Capital Assets**

**Capital Assets, Nondepreciable** – The increase in fiscal years 2018 and 2017 is due to the increase in the Construction in Progress and the Land accounts for continued work on the various turnpike projects.

**Capital Assets, Depreciable** – The decrease in fiscal years 2018 and 2017 is due to the annual depreciation of the Triangle Expressway.

**Restricted Assets and Prepaid Insurance Costs**

The decreases in fiscal years 2018 and 2017 are due to the use of bond proceeds for the Monroe Expressway and the continued amortization of the bond insurance for Triangle Expressway.

**Current Liabilities**

Current liabilities include accounts payable, current portion of interest payable, obligations under securities lending, current portion of revenue bonds payable, and other current liabilities. The increase in fiscal year 2018 is due to an increase in the payables to other funds. This increase is due to an increase in contract payments for the Monroe Expressway that were initially paid for by the Highway Fund and will be reimbursed by the NC Turnpike Authority at a later date. The increase in fiscal year 2017 is due to an increase in accounts payable related to the construction contract payments for the Monroe Expressway and an increase in current bond principal payable.

**NORTH CAROLINA TURNPIKE AUTHORITY**  
**MANAGEMENT'S DISCUSSION AND ANALYSIS**

JUNE 30, 2018 AND 2017

**Noncurrent Liabilities**

Noncurrent liabilities include revenue bonds payable, notes payable, funds advanced to the NCTA from the Highway Trust Fund to cover the administrative expenditures of the NCTA, and they also include the noncurrent portion of accrued vacation and interest payable. The decrease in fiscal year 2018 is due to the decrease in the noncurrent bonds payable. The decrease in fiscal year 2017 is due to a portion of revenue bonds payable becoming current and due within one year.

**Net Position and Revenues, Expenses, and Changes in Net Position**

For fiscal years 2018, 2017, and 2016, the NCTA ended with positive net position.

**Condensed Statements of Revenues, Expenses, and Changes in Net Position**

	<u>2018</u>	<u>2017</u>	<u>2016</u>
Operating Revenues:			
Charges for Services	\$ 48,999,352.61	\$ 44,707,706.00	\$ 38,472,983.00
Other Operating Revenues	648,256.27	812,050.00	674,902.00
Total Operating Revenues	<u>49,647,608.88</u>	<u>45,519,756.00</u>	<u>39,147,885.00</u>
Operating Expenses:			
Personnel Services	1,326,736.25	1,212,703.00	1,412,879.00
Supplies and Materials	72,748.57	281,122.00	73,394.00
Contracted Personnel Services	776,212.34	888,012.00	980,824.00
Travel	49,989.22	35,126.00	26,660.00
Advertising	123,921.65	48,844.00	104,340.00
Utilities	281,988.94	272,028.00	294,832.00
Dues and Subscription Fees	23,960.00	22,586.00	21,278.00
Other Services	3,814,480.59	4,965,440.00	3,120,573.00
Cost of Goods Sold	726,724.39	788,249.00	856,221.00
Capital Outlay	15,153,166.50	15,262,218.00	11,877,091.00
Rental Expense	107,994.45	65,529.00	88,391.00
Depreciation	16,129,720.29	16,129,720.00	16,129,720.00
Total Operating Expenses	<u>38,587,643.19</u>	<u>39,971,577.00</u>	<u>34,986,203.00</u>
Operating Income (Loss)	<u>11,059,965.69</u>	<u>5,548,179.00</u>	<u>4,161,682.00</u>
Nonoperating Revenue (Expenses) and Capital Grants	(33,562,851.52)	103,562,052.00	(23,440,908.00)
Transfers In	55,543,931.22	49,000,000.00	101,055,960.00
Transfers Out	-	(97,603,925.00)	-
Transfer of GARVEE Bonds to North Carolina Highway Fund	-	(159,205,017.00)	-
Change in Net Position	33,041,045.39	(98,698,711.00)	81,776,734.00
Net Position Beginning, July 1	319,038,039.00	417,736,750.00	335,960,016.00
Net Position, Restatement (GASB 75)	<u>(2,015,793.18)</u>	<u>-</u>	<u>-</u>
Net Position Ending, June 30	<u>\$350,063,291.21</u>	<u>\$ 319,038,039.00</u>	<u>\$ 417,736,750.00</u>

# **NORTH CAROLINA TURNPIKE AUTHORITY**

## **MANAGEMENT'S DISCUSSION AND ANALYSIS**

*JUNE 30, 2018 AND 2017*

---

### **Operating Revenues**

Operating revenues are revenues derived from the business operations of the NCTA. These include toll revenues, fees, and sales revenue from the sale of transponders. The increase in revenues is due to the increased usage of the Triangle Expressway and toll collections on the entire roadway.

### **Operating Expenses**

Operating expenses are expenses used to acquire or produce goods and services to carry out the mission of the NCTA. The consistency in depreciation expense is due to no new depreciable assets put into service this year. The majority of the other services expenses are the costs associated with the standard overhead allocation from the NCDOT which had a decrease in fiscal year 2018, resulting in an overall decrease in operating expenses. The overall increase for fiscal year 2017 was due to continued work on new interchanges and maintenance of the roadway toll collection system.

### **Nonoperating and Other Revenue/Expenses**

Nonoperating revenues/expenses are revenues received or expenses incurred for which goods and services are not provided or received. They include capital grants, transfers in and out, investment income, and debt service expense. Capital grants are the funds received from the FHWA and the NCDOT for their participation in the initial construction of toll highways and in preliminary studies to determine the feasibility of a toll facility. The amount in fiscal year 2018 decreased due to the one-time transfer of debt for the 2011 GARVEE bonds to the Department of Transportation Highway Fund in fiscal year 2017 that did not occur again in fiscal year 2018.

### **Transfers In**

Transfers in include funds received from the NCDOT for gap funding of debt service and funds for the FHWA State match. The amount of State match had increased in fiscal year 2018 as the result of increased expenditures on the Southern Wake Expressway and the Mid-Currituck Bridge. This amount of State match received from the NCDOT decreased in fiscal year 2017 due to the transfer of GARVEE funds to the Highway Fund.

### **Transfers Out**

Transfers out decreased in fiscal year 2018 due to a one time transfer of the 2011 series GARVEE bonds and bond proceeds to the Highway Fund in fiscal year 2017 that did not occur again in fiscal year 2018.

### **Economic Outlook**

Utilizing innovative financing and engineering initiatives, advanced toll collection technologies, and expedited environmental reviews, the NCTA is moving rapidly to accomplish its mission to advance construction of certain strategic highways as efficiently as possible. With the completion of each project, sound fiscal practices are being reviewed and implemented to allow for efficient and effective operation of the completed projects to safeguard the assets and patrons of the NCTA.

### **Requests for Information**

Any request for information about this report should be sent to the Chief Financial Officer at the North Carolina Turnpike Authority, 1 South Wilmington Street, Raleigh, NC 27601.

**NORTH CAROLINA TURNPIKE AUTHORITY**  
**STATEMENTS OF NET POSITION**

JUNE 30, 2018 AND 2017

	<b>2018</b>	<b>2017</b>
<b>ASSETS</b>		
Current Assets:		
Securities Lending Collateral	\$ 175,215.77	\$ 211,764.00
Accounts Receivable	17,453,905.49	17,531,433.00
Inventory	625,769.09	239,662.00
Intergovernmental Receivable	480,738.21	442,039.00
Total Current Assets	<u>18,735,628.56</u>	<u>18,424,898.00</u>
Noncurrent Assets:		
Restricted Assets:		
Cash and Cash Equivalents	7,475,821.35	5,476,668.00
Investments	264,029,048.40	312,465,489.00
Total Restricted Assets	<u>271,504,869.75</u>	<u>317,942,157.00</u>
Net OPEB Asset	3,209.00	-
Prepaid Insurance Costs	4,420,128.98	6,410,047.00
Capital Assets, Nondepreciable:		
Land and Permanent Easements	272,478,849.30	258,834,956.00
Construction in Progress	777,309,523.64	672,435,847.00
Capital Assets, Depreciable, Net of Depreciation:		
Highway Network	714,056,663.80	730,186,384.00
Total Capital Assets, Net of Depreciation	<u>1,763,845,036.74</u>	<u>1,661,457,187.00</u>
Total Noncurrent Assets	<u>2,039,773,244.47</u>	<u>1,985,809,391.00</u>
<b>Total Assets</b>	<u><b>2,058,508,873.03</b></u>	<u><b>2,004,234,289.00</b></u>
<b>Deferred Outflows of Resources:</b>		
Pension	321,293.00	393,833.00
Other post employment benefits	387,129.00	-
Unamortized bond refunding charges	28,122,236.95	20,349,279.00
<b>Total Deferred Outflows of Resources</b>	<u><b>28,830,658.95</b></u>	<u><b>20,743,112.00</b></u>
<b>LIABILITIES</b>		
Current Liabilities:		
Accounts Payable	6,359,252.63	14,208,529.00
Accrued Interest Payable	33,176,459.92	34,922,394.00
Accrued Vacation	11,786.00	13,966.00
Obligations under Securities Lending	175,215.77	211,764.00
Due to Other Funds	74,277,869.26	25,975,248.00
Bonds Payable, Net	22,060,000.00	18,395,000.00
Intergovernmental Payables	809,598.71	1,910,389.00
Unearned Revenue	4,447,612.58	3,504,179.00
Total Current Liabilities	<u>141,317,794.87</u>	<u>99,141,469.00</u>
Noncurrent Liabilities:		
Bonds Payable, Net	1,103,425,490.06	1,122,755,708.00
Note Payable	372,876,792.00	372,876,792.00
Advances from Other Funds	27,763,020.74	26,895,929.00
Accrued Interest Payable	88,732,367.10	83,522,785.00
Accrued Vacation	187,983.00	156,348.00
Net OPEB Liability	1,745,360.00	-
Net Pension Liability	483,101.00	557,948.00
Total Noncurrent Liabilities	<u>1,595,214,113.90</u>	<u>1,606,765,510.00</u>
<b>Total Liabilities</b>	<u><b>1,736,531,908.77</b></u>	<u><b>1,705,906,979.00</b></u>
<b>Deferred Inflows of Resources:</b>		
Pension	33,221.00	32,383.00
Other post employment benefit	711,111.00	-
<b>Total Deferred Inflows of Resources</b>	<u><b>744,332.00</b></u>	<u><b>32,383.00</b></u>
<b>NET POSITION</b>		
Net Investment in Capital Assets	529,511,803.08	459,895,176.00
Restricted	7,475,821.35	5,476,668.00
Unrestricted	(186,924,333.22)	(146,333,805.00)
<b>Total Net Position</b>	<u><b>\$ 350,063,291.21</b></u>	<u><b>\$ 319,038,039.00</b></u>

The accompanying notes to the financial statements are an integral part of these statements.

**NORTH CAROLINA TURNPIKE AUTHORITY**  
**STATEMENTS OF REVENUES, EXPENSES, AND CHANGES IN NET POSITION**

YEARS ENDED JUNE 30, 2018 AND 2017

	<u>2018</u>	<u>2017</u>
Revenues:		
Operating Revenues:		
Charges for Services	\$ 48,999,352.61	\$ 44,707,706.00
Other Operating Revenues	648,256.27	812,050.00
Total Operating Revenues	<u>49,647,608.88</u>	<u>45,519,756.00</u>
Expenses:		
Operating Expenses:		
Personnel Services	1,326,736.25	1,212,703.00
Supplies and Materials	72,748.57	281,122.00
Contracted Personnel Services	776,212.34	888,012.00
Travel	49,989.22	35,126.00
Advertising	123,921.65	48,844.00
Utilities	281,988.94	272,028.00
Dues and Subscription Fees	23,960.00	22,586.00
Other Services	3,814,480.59	4,965,440.00
Cost of Goods Sold	726,724.39	788,249.00
Capital Outlay	15,153,166.50	15,262,218.00
Rental Expense	107,994.45	65,529.00
Depreciation	16,129,720.29	16,129,720.00
Total Operating Expenses	<u>38,587,643.19</u>	<u>39,971,577.00</u>
Operating Income	<u>11,059,965.69</u>	<u>5,548,179.00</u>
Nonoperating Revenues (Expenses):		
Investment Earnings	2,577,215.65	2,710,669.00
Federal Interest Subsidy on Debt	10,833,446.56	11,348,364.00
Interest and Fees	(50,115,611.73)	(68,872,612.00)
Gain on Debt Reclassification	-	153,259,501.00
Miscellaneous	1,175.00	8,210.00
Total Nonoperating Revenues (Expenses)	<u>(36,703,774.52)</u>	<u>98,454,132.00</u>
Income (Loss) Before Transfers and Capital Grants	(25,643,808.83)	104,002,311.00
Capital Grants	3,140,923.00	5,107,920.00
Transfers In	55,543,931.22	49,000,000.00
Transfers Out	-	(97,603,925.00)
Transfer of GARVEE Bonds to North Carolina Highway Fund	-	(159,205,017.00)
Increase (Decrease) in Net Position	33,041,045.39	(98,698,711.00)
Net Position, Beginning	319,038,039.00	417,736,750.00
Restatement (GASB 75)	(2,015,793.18)	-
Net Position, Ending	<u>\$ 350,063,291.21</u>	<u>\$ 319,038,039.00</u>

The accompanying notes to the financial statements are an integral part of these statements.

**NORTH CAROLINA TURNPIKE AUTHORITY**  
**STATEMENTS OF CASH FLOWS**

YEARS ENDED JUNE 30, 2018 AND 2017

	<u>2018</u>	<u>2017</u>
<b>Cash Flows from Operating Activities:</b>		
Receipts from Customers	\$ 49,561,240.30	\$ 44,011,796.00
Receipts from Other Funds	17,624.65	-
Payments to Employees and Fringe Benefits	(353,572.68)	(1,115,929.00)
Payments to Vendors and Suppliers	(19,375,856.98)	(10,421,669.00)
Other Receipts	102,308.73	-
Other Payments	(357,806.14)	(5,732,708.00)
Net Cash Flows from Operating Activities	<u>29,593,937.88</u>	<u>26,741,490.00</u>
<b>Cash Flows from Noncapital Financing Activities:</b>		
Transfers Out	-	(256,808,941.00)
Advances from Other Funds	867,091.35	-
Other Noncapital Financing Receipts - Advances	-	778,275.00
Net Cash Flows from Noncapital Financing Activities	<u>867,091.35</u>	<u>(256,030,666.00)</u>
<b>Cash Flows from Capital and Related Financing Activities:</b>		
Acquisition and Construction of Capital Assets	(55,304,496.25)	(266,620,632.00)
Transfers from Other Funds	55,543,931.22	49,000,000.00
Federal Interest Subsidy on Debt	10,833,446.56	11,348,364.00
Capital Grants	3,144,443.00	5,321,352.00
Principal Payments	(18,395,000.00)	(11,960,000.00)
Interest Payments	(72,691,785.36)	(73,495,151.00)
Proceeds from Capital Debt	157,091,341.05	371,485,019.00
Payment to Bond Escrow Agent	(159,529,078.43)	(261,419,476.00)
Bond Issuance Costs	(443,498.14)	(1,103,530.00)
Insurance Recoveries	1,175.00	8,210.00
Net Cash Flows Used in Capital and Related Financing Activities	<u>(79,749,521.35)</u>	<u>(177,435,844.00)</u>
<b>Cash Flows from Investing Activities:</b>		
Proceeds from Sale and Maturities of Investments	178,209,897.41	4,425,065,582.00
Purchase of Investments	(129,935,022.54)	(4,020,442,707.00)
Investment Earnings	3,012,770.60	3,311,642.00
Net Cash Flows from Investing Activities	<u>51,287,645.47</u>	<u>407,934,517.00</u>
Net Change in Cash and Cash Equivalents	1,999,153.35	1,209,497.00
Cash and Cash Equivalents at Beginning of Year	<u>5,476,668.00</u>	<u>4,267,171.00</u>
Cash and Cash Equivalents at End of Year	<u>\$ 7,475,821.35</u>	<u>\$ 5,476,668.00</u>

The accompanying notes to the financial statements are an integral part of these statements.

**NORTH CAROLINA TURNPIKE AUTHORITY**  
**STATEMENTS OF CASH FLOWS (CONTINUED)**

YEARS ENDED JUNE 30, 2018 AND 2017

	<u>2018</u>	<u>2017</u>
<b>Reconciliation of Operating Income to Net Cash</b>		
<b>Flows From Operating Activities:</b>		
Operating Income	\$ 11,059,965.69	\$ 5,548,179.00
Adjustments to Reconcile Operating Income to Net Cash Flows		
From Operating Activities:		
Depreciation Expense	16,129,720.29	16,129,720.00
Management Fees	(357,806.14)	(2,814,377.00)
Changes in Assets and Deferred Outflow:		
Accounts Receivable	77,527.62	(1,427,059.00)
Intergovernmental Receivables	(59,844.47)	(67,026.00)
Due from Other Funds	17,624.65	(5,321.00)
Inventories	(386,107.04)	594,764.00
Prepaid Items	931,011.31	(579,246.00)
Net OPEB Asset	(104.00)	-
Deferred Outflows for Pensions	72,541.00	(313,317.00)
Deferred Outflows for OPEB	(323,257.00)	-
Changes in Liabilities and Deferred Inflows:		
Accounts Payable	1,106,761.82	(137,928.00)
Intergovernmental Payables	-	173,928.00
Due to Other Funds	-	7,903,845.00
Funds Held for Others	943,433.57	698,757.00
Due to Fiduciary	53,325.58	635,036.00
Unearned Revenue	-	312,791.00
Compensated Absences	29,455.00	88,744.00
Net OPEB Liability	(337,412.00)	-
Deferred Inflows for OPEB	711,111.00	-
Net Pension Liability	(74,847.00)	-
Deferred Inflows for Pensions	838.00	-
Total Cash From Operating Activities	<u>\$ 29,593,937.88</u>	<u>\$ 26,741,490.00</u>
<b>Noncash Investing, Capital, and Financing Activities:</b>		
Increase in Fair Value of Investments	\$ 248,539.53	\$ 336,979.00
Change in Land as a Result of Accounts Payable	6,500.00	1,335,835.00
Change in Construction in Progress as a Result of Accrual Liabilities	50,596,323.68	11,389,905.00
Change in Securities Lending Collateral	(36,548.23)	(17,989,281.00)
Gain on Debt Reclassification	-	153,259,501.00

# NORTH CAROLINA TURNPIKE AUTHORITY

## NOTES TO THE FINANCIAL STATEMENTS

JUNE 30, 2018 AND 2017

---

### Note 1—Nature of operations and summary of significant accounting policies

*Organization and Purpose* – The North Carolina Turnpike Authority (“NCTA”) was established by G.S. 136 Article 6H on October 3, 2002. Effective July 27, 2009, the North Carolina General Assembly adopted Session Law 2009-343, transferring the NCTA to the North Carolina Department of Transportation (“NCDOT”) to conserve expenditures and improve efficiency. The NCTA is a business unit of the NCDOT and is subject to and under the direct supervision of the Secretary of Transportation. The NCTA is presented as a major enterprise fund in the State of North Carolina. Currently, the NCTA is authorized to construct, operate, and maintain up to 11 turnpike projects in the State.

*Financial Reporting Entity* – The concept underlying the definition of the financial reporting entity is that elected officials are accountable to their constituents for their actions. As required by accounting principles generally accepted in the United States of America (“U.S. GAAP”), the financial reporting entity includes both the primary government and all of its component units. An organization other than a primary government serves as a nucleus for a reporting entity when it issues separate financial statements. The NCTA is a business unit of the NCDOT. The NCTA is an integral part of the State of North Carolina’s *Comprehensive Annual Financial Report*. These financial statements for the NCTA are separate and apart from those of the State of North Carolina and NCDOT and do not present the financial position of the State or NCDOT, or changes in their financial position and cash flows. The NCTA is governed by a nine-member Board of Directors; two members are appointed by the Senate Pro Tempore, and two by the Speaker of the House. The remaining five are appointed by the Governor and include the Secretary of Transportation.

*Basis of Presentation* – The accompanying financial statements are presented in accordance with U.S. GAAP as prescribed by the Governmental Accounting Standards Board (“GASB”). The full scope of the NCTA’s activities is considered to be a single business-type activity and accordingly, is reported within a single column in the basic financial statements.

*Basis of Accounting* – The financial statements of the NCTA have been prepared using the “economic resources” measurement focus and the accrual basis of accounting. Under the accrual basis, revenues are recognized when earned, and expenses are recorded when an obligation has been incurred. Grants and similar items are recognized as revenue as soon as all eligibility requirements imposed by the provider have been met.

*State Treasurer’s Securities Lending Collateral* – While the NCTA does not directly engage in securities lending transactions, it deposits certain funds with the State Treasurer’s in the short-term investment fund (“NC STIF”), which participates in securities lending activities. Based on the State Treasurer’s allocation of these transactions, the NCTA recognizes its allocable share of the assets and liabilities related to these transactions on the accompanying financial statements as “Securities Lending Collateral” and “Obligations under Securities Lending.” The NCTA’s allocable share of these assets and liabilities is based on the NCTA’s year-end deposit balance per the State Treasurer’s records.

Based on the authority provided in General Statute 147-69.3(e), the State Treasurer (“Treasurer”) lends securities from its investment pools to broker-dealers and other entities (borrowers) for collateral that will be returned for the same securities in the future. The Treasurer’s securities custodian manages the securities lending program. The Treasurer’s custodian lent U.S. government and agency securities, Federal Nation Mortgage Association Securities, corporate bonds, and notes for collateral. The Treasurer’s custodian is permitted to receive cash, U.S. government and agency securities, or irrevocable letters of credit as collateral for the securities lent.

The collateral is initially pledged at 102% of the market value of the securities lent and additional collateral is required if its value falls to less than 100% of the market value of the securities lent. There are no restrictions on the amount of loans that can be made. Substantially, all security loans can be terminated on demand by either the Treasurer or the borrower.

# NORTH CAROLINA TURNPIKE AUTHORITY

## NOTES TO THE FINANCIAL STATEMENTS

JUNE 30, 2018 AND 2017

---

### Note 1—Nature of operations and summary of significant accounting policies (continued)

Additional details on the Treasurer's securities lending program are included in the State of North Carolina's *Comprehensive Annual Financial Report*. An electronic version of this report is available by accessing the North Carolina Office of the State Controller's ("NC OSC") Internet home page <http://www.ncosc.net/> and clicking on "Public Information" or by calling the State Controller's Financial Reporting Section at (919) 707-0500.

*Receivables* – Accounts receivable consist of uncollected toll revenues and intergovernmental receivables consist of amounts due from the Federal Highway Administration ("FHWA") and other local Governmental Agencies in connection with reimbursement of allowable expenditures made pursuant to contracts and grants that are verifiable, measurable, and expected to be collected and available for expenditures for which the resource provider's conditions have been satisfied.

*Allowance for Doubtful Accounts* – An allowance for doubtful accounts has not been established because there are no indications of significant delinquencies from the collection of toll revenues as of June 30, 2018 and 2017. Uncollectible accounts receivable were written off in 2018 and 2017 using the direct write-off method.

*Inventory* – Inventory is valued at the lower of cost (first-in, first-out) or net realizable value and consists of transponders held for resale.

*Restricted Cash and Cash Equivalents* – This classification includes funds received through toll revenue collections. The proceeds are to be used for debt service payment. The funds are held in the NC STIF. Ownership interest of the NC STIF is determined on a fair market valuation basis as of June 30, 2018 and 2017, in accordance with the NC STIF operating procedures.

*Restricted Investments* – This classification includes revenue and Grant Anticipation Revenue Vehicles ("GARVEE") bond proceeds, and funds received from the State of North Carolina to be used solely for the construction of the Triangle Expressway and the Monroe Connector. See Note 3 for further information on restricted investments.

*Prepaid Insurance Costs* – Prepaid insurance costs consist of guaranty bond insurance related to the issuance of the 2009 Triangle Expressway bonds. These amounts are capitalized and will be amortized over the maturity of the bonds.

*Capital Assets, Nondepreciable* – Capital assets, nondepreciable include land and permanent easements purchased for specific projects. These costs will never be depreciated. Construction in progress includes consultant contract expenditures and contracted personnel service expenditures that are charged to specific projects. These costs will be transferred to depreciable asset categories when projects are complete.

*Capital Assets, Depreciable* – Capital assets, depreciable are stated at cost at the date of acquisition or fair value at date of donation in the case of gifts. Assets that have a value or cost in excess of \$5,000.00 at the date of acquisition and have an expected useful life of more than two years are capitalized. This definition conforms to the policy of the North Carolina Office of State Controller.

Depreciation is calculated using the straight-line method over the estimated useful life of 50 years for the highway network. Capital assets are carried at cost less accumulated depreciation.

*Noncurrent Liabilities* – Noncurrent liabilities include the advances from other funds, bonds payable, a note payable, accrued interest, accrued vacation, net pension liability, and net OPEB liability that will not be paid within the next fiscal year.

# NORTH CAROLINA TURNPIKE AUTHORITY

## NOTES TO THE FINANCIAL STATEMENTS

JUNE 30, 2018 AND 2017

---

### **Note 1—Nature of operations and summary of significant accounting policies (continued)**

*Accrued Vacation* – The NCTA's policy is to record the cost of vacation leave when earned. The policy provides for a maximum accumulation of unused vacation leave of 30 days which can be carried forward each January 1 or for which an employee can be paid upon termination of employment. Also, any accumulated vacation leave in excess of 30 days at year-end is converted to sick leave. Under this policy, the accumulated vacation leave for each employee as of June 30 equals the leave carried forward at the previous December 31 plus the leave earned less the leave taken between January 1 and June 30.

In addition to the vacation leave described above, accrued vacation includes the accumulated unused portion of the special annual leave bonuses awarded by the North Carolina General Assembly. The bonus leave balance on December 31 is retained by employees and transferred into the next calendar year. It is not subject to conversion to sick leave. When classifying accrued vacation into current and noncurrent, leave is considered taken using a last-in, first-out method.

*Net Position* – The NCTA's net position is classified as follows:

*Net Investment in Capital Assets* – This represents the NCTA's total investment in capital assets, net of the corresponding related debt.

*Restricted* – This represents funds received through toll revenue collections. The proceeds are to be used for debt service payment. The funds are held in the NC STIF. Ownership interest of the NC STIF is determined on a fair market valuation basis as of June 30, 2018 and 2017, in accordance with the NC STIF operating procedures.

*Unrestricted* – Since there were toll collections only on the Triangle Expressway and the NCTA is incurring expenses in excess of the capital grants received, the NCTA has a deficit in the unrestricted balance.

*Deferred Outflows/Inflows of Resources* – In addition to assets, the statement of net position will sometimes report a separate section for deferred outflows of resources. This separate financial statement element, deferred outflows of resources, represents a consumption of net position that applies to a future period and so will not be recognized until then. The NCTA has items that meet this criterion which include pension related deferrals, other post employment benefits ("OPEB") related deferrals, and deferrals related to debt refundings that took place in fiscal years 2018 and 2017. The statements of net position also report a separate section for deferred inflows of resources. This separate financial statement element, deferred inflows of resources, represents an acquisition of net position that applies to a future period and so will not be recognized until then. The NCTA has two items that meets this criterion which include pension related deferrals and OPEB related deferrals.

# NORTH CAROLINA TURNPIKE AUTHORITY

## NOTES TO THE FINANCIAL STATEMENTS

JUNE 30, 2018 AND 2017

---

### Note 1—Nature of operations and summary of significant accounting policies (continued)

*Revenue and Expense Recognition* – The NCTA classifies its revenue and expenses as operating and nonoperating in the accompanying statements of revenues, expenses, and changes in net position. Operating expenses generally result from providing services and producing and delivering goods in connection with the NCTA's principal ongoing operations. Operating expenses are all expense transactions incurred other than those related to capital and non-capital financing or investing activities as defined by GASB Statement No. 9, *Reporting Cash Flows of Proprietary and Nonexpendable Trust Funds and Governmental Entities That Use Proprietary Fund Accounting*. Nonoperating expenses mainly relate to interest expense and the amortization of premiums and discounts of long-term debt.

Operating revenues include activity from the toll roads that were open for operations during the fiscal years ended June 30, 2018 and 2017. These revenues include toll revenues, processing fees, and other charges arising from the toll roads.

Nonoperating revenues include activities that have the characteristics of nonexchange transactions. Revenue from nonexchange transactions represents funds received from the FHWA and NCDOT. Revenues from FHWA are classified as Capital Grants and are considered nonoperating, along with investment income and transfers in from the NCDOT, since these are related to investing, capital, or non-capital financing activities.

*Use of Estimates* – The preparation of financial statements in conformity with U.S. GAAP requires management to make estimates and assumptions that affect the reported amounts of assets and liabilities and disclosure of contingent assets and liabilities as of the dates of the financial statements and the reported amounts of revenues and expenses during the reporting periods. Actual results could differ from those estimates.

*Retirement Plans* – For purposes of measuring the net pension liability, deferred outflows of resources and deferred inflows of resources related to pensions, and pension expense, information about the fiduciary net position of the Teachers' and State Employees' Retirement System ("TSERS") and additions to/deductions from TSERS' fiduciary net position have been determined on the same basis as they are reported by TSERS. For this purpose, plan member contributions are recognized in the period in which the contributions are due. The NCTA's employer contributions are recognized when due and the NCTA has a legal requirement to provide the contributions. Benefits and refunds are recognized when due and payable in accordance with the terms of TSERS. Investments are reported at fair value.

*Other Post Employment Benefit Plans* – For purposes of measuring the net OPEB asset and liability, deferred outflows of resources and deferred inflows of resources related to OPEB, and OPEB expense, information about the fiduciary net positions of the Retiree Health Benefit Fund ("RHBF") and the Disability Income Plan of North Carolina ("DIPNC") and additions to/deductions from RHBF and DIPNC's fiduciary net positions have been determined on the same basis as they are reported by RHBF and DIPNC. For this purpose, plan member contributions are recognized in the period in which the contributions are due. The NCTA's employer contributions are recognized when due and the NCTA has a legal requirement to provide the contributions. Benefits and refunds are recognized when due and payable in accordance with the terms of RHBF and DIPNC. Investments are reported at fair value.

### Note 2—Deposits

As of June 30, 2018 and 2017, respectively, \$7,475,821.35 and \$5,476,668.00 shown on the statements of net position as restricted cash and cash equivalents represent the NCTA's equity position in the State Treasurer's NC STIF. The NC STIF (a portfolio within the State Treasurer's Investment Pool, an external investment pool that is not registered with the Securities and Exchange Commission and does not have a credit rating) had a weighted average maturity of 1.0 and 1.6 years as of June 30, 2018 and 2017, respectively.

# NORTH CAROLINA TURNPIKE AUTHORITY

## NOTES TO THE FINANCIAL STATEMENTS

JUNE 30, 2018 AND 2017

---

### Note 2—Deposits (continued)

Ownership interest of the NC STIF is determined on a fair market valuation basis as of June 30, 2018 and 2017, in accordance with the NC STIF operating procedures. Valuation of the underlying assets is performed by the custodian.

The NCTA's fair market value share of the NC STIF was determined based on Level 2 inputs in accordance with U.S. GAAP. At 2018 and 2017, \$7,475,821.35 and \$5,476,668.00, respectively, are classified as restricted. These amounts represent cash collected from toll revenues that is restricted for payments on bonds. Deposit and investment risks associated with the State Treasurer's Investment Pool (which includes the State Treasurer's NC STIF) are included in the State of North Carolina's *Comprehensive Annual Financial Report*. An electronic version of this report is available by accessing the NC OSC's Internet home page <http://www.ncosc.net/> and clicking on "Public Information" or by calling the State Controller's Financial Reporting Section at (919) 707-0500.

### Note 3—Restricted investments

The NCTA's policy for eligible investments are governed by North Carolina General Statute 159-30 and bond covenants that, in general, allow funds to be invested in obligations of the United States or United States government sponsored enterprises, obligations of the State of North Carolina or localities of the State of North Carolina, prime quality commercial paper, shares of certain money market mutual funds, and commingled investment pools.

*Fair Value Measurements* – U.S. GAAP defines fair value as the exchange price that would be received for an asset or paid to transfer a liability in the principal or most advantageous market for the asset or liability in an orderly transaction between market participants on the measurement date. U.S. GAAP also establishes a fair value hierarchy that prioritizes the inputs to valuation techniques used to measure fair value. The hierarchy consists of three broad levels of inputs that may be used to measure fair value is as follows:

- Level 1 – Inputs to the valuation methodology are quoted prices available in active markets for identical assets and are given the highest priority;
- Level 2 – Inputs consist of observable inputs other than quoted prices for identical assets; and
- Level 3 – Inputs consist of unobservable inputs and are given the lowest priority.

*Concentrations of Credit Risk* – A diversified portfolio is managed by the NCTA, financial advisors, and trustees to minimize the risk of loss resulting from over concentration of assets. Securities that are exposed to credit risk, i.e., commercial paper, are limited to 5% of the portfolio to a single issuer. The NCTA's policy does not set a limit on the amount that may be invested in any single government sponsored enterprise, money market mutual fund, or commingled investment pool.

*Interest Rate Risk* – Interest rate risk represents the risk governments are exposed to as a result of changes in interest rates on the fair value of an investment. Generally, the longer the maturity of an investment the greater the sensitivity of its fair value to changes in market interest rates. The NCTA's policy to mitigate risk has been to structure the investment portfolio so that securities mature to meet cash requirements reducing the need to sell securities on the open market prior to maturity. In addition, interest rate risk is reduced by investing funds primarily in shorter-term securities. The NCTA does not have a formal investment policy that limits investment maturities as a means of managing its exposure to fair value losses arising from increasing interest rates.

**NORTH CAROLINA TURNPIKE AUTHORITY**  
**NOTES TO THE FINANCIAL STATEMENTS**

JUNE 30, 2018 AND 2017

**Note 3—Restricted investments (continued)**

The NCTA's revenue bond proceeds were invested as follows as of June 30:

Type of Investment	Valuation Measurement Method	Fair Value	2018	
			Investment Maturities (in Years)	
			Less Than 1 Year	1 – 5 Years
U.S. Treasuries	Fair Value - Level 1	\$ 37,838,242.93	\$ 36,485,531.64	\$ 1,352,711.29
U.S. Government Agencies	Fair Value - Level 2	4,058,196.28	2,923,290.09	1,134,906.19
NC STIF	Fair Value - Level 2	138,118,089.43	-	138,118,089.43
Money Market Mutual Funds	Cost	84,014,519.76	84,014,519.76	-
		<u>\$264,029,048.40</u>	<u>\$ 123,423,341.49</u>	<u>\$ 140,605,706.91</u>

Type of Investment	Valuation Measurement Method	Fair Value	2017	
			Investment Maturities (in Years)	
			Less Than 1 Year	1 – 5 Years
U.S. Treasuries	Fair Value - Level 1	\$ 37,763,361.00	\$ 3,268,500.00	\$ 34,494,861.00
U.S. Government Agencies	Fair Value - Level 2	4,074,622.00	-	4,074,622.00
NC STIF	Fair Value - Level 2	172,152,281.00	-	172,152,281.00
Money Market Mutual Funds	Cost	98,475,225.00	98,475,225.00	-
		<u>\$312,465,489.00</u>	<u>\$ 101,743,725.00</u>	<u>\$ 210,721,764.00</u>

As of June 30, 2018 and 2017, respectively, included in the Money Market Mutual Funds totals as stated above, \$54,330,713.08 and \$63,938,046.00 were invested in the PFM Funds – Prime Series, Institutional Class. The PFM Funds – Prime Series is an SEC-registered money market mutual fund. The fund invests in obligations of the United States government and its agencies, high quality debt obligations of U.S. companies, and obligations of financial institutions. The fund seeks to maintain a constant \$1 net asset value and is rated “AAAm” by Standard & Poor’s. In addition, the fund maintains a weighted average maturity of 60 days or less.

In addition to NCTA revenue bond proceeds, additional debt was incurred by the State of North Carolina and the NCDOT through GARVEE. Investment of the proceeds of such debt is governed by North Carolina General Statute §147-69.1 and bond covenants that, in general, allow funds to be invested in obligations of the United States or United States government sponsored enterprises, obligations of the State of North Carolina or localities of the State of North Carolina, prime quality commercial paper, shares of certain money market mutual funds, and commingled investment pools. A stipulation of this GARVEE debt is that the proceeds be spent on GARVEE eligible projects within five years of issuance. During fiscal year 2017, NCTA management identified that the GARVEE debt proceeds would not be spent on the Monroe Connector System project, the originally intended project, before the expiration date. The NCTA agreed to transfer the GARVEE debt to the North Carolina Highway Fund of the NCDOT to be spent on GARVEE eligible projects. The Series 2016 Monroe Expressway Toll Revenue Bonds were then issued to replace the GARVEE bonds for the NCTA.

*Interest Rate Risk and Credit Risk* – As established in the contract with the private investment company advising on the portfolio and prior to the fiscal year 2017 transfer of the GARVEE bonds to the NCDOT Highway Fund, all GARVEE bond proceeds were managed in compliance with General Statute §147-69.1, which limits credit risk as described above, and can only be invested in short-term maturities with the average maturity ranging between overnight to six months based on the liquidity needs of the investment accounts.

**NORTH CAROLINA TURNPIKE AUTHORITY**  
**NOTES TO THE FINANCIAL STATEMENTS**

*JUNE 30, 2018 AND 2017*

**Note 4—Capital assets**

A summary of changes in capital assets for the year ended June 30, 2018 is presented as follows:

	<u>July 1, 2017</u>	<u>Additions</u>	<u>Disposals</u>	<u>June 30, 2018</u>
Capital Assets, Nondepreciable				
Land and Permanent Easements	\$ 258,834,956.00	\$ 13,648,582.86	\$ (4,690.00)	\$ 272,478,848.86
Construction in Progress	672,435,846.00	104,873,676.88	-	777,309,522.88
Total Capital Assets, Nondepreciable	<u>931,270,802.00</u>	<u>118,522,259.74</u>	<u>(4,690.00)</u>	<u>1,049,788,371.74</u>
Capital Assets, Depreciable				
Highway Network	806,486,015.00	-	-	806,486,015.00
Machinery and Equipment	60,035.00	-	-	60,035.00
Total Capital Assets, Depreciable	<u>806,546,050.00</u>	<u>-</u>	<u>-</u>	<u>806,546,050.00</u>
Less Accumulated Depreciation for:				
Highway Network	76,299,630.00	16,129,720.00	-	92,429,350.00
Machinery and Equipment	60,035.00	-	-	60,035.00
Total Accumulated Depreciation	<u>76,359,665.00</u>	<u>16,129,720.00</u>	<u>-</u>	<u>92,489,385.00</u>
Total Capital Assets, Depreciable, Net of Depreciation	<u>730,186,385.00</u>	<u>(16,129,720.00)</u>	<u>-</u>	<u>714,056,665.00</u>
Capital Assets, Net of Depreciation	<u>\$ 1,661,457,187.00</u>	<u>\$ 102,392,539.74</u>	<u>\$ (4,690.00)</u>	<u>\$ 1,763,845,036.74</u>

A summary of changes in capital assets for the year ended June 30, 2017 is presented as follows:

	<u>July 1, 2016</u>	<u>Additions</u>	<u>Disposals</u>	<u>June 30, 2017</u>
Capital Assets, Nondepreciable				
Land and Permanent Easements	\$ 225,500,785.00	\$ 33,427,770.00	\$ (93,599.00)	\$ 258,834,956.00
Construction in Progress	444,350,477.00	235,664,858.00	(7,579,489.00)	672,435,846.00
Total Capital Assets, Nondepreciable	<u>669,851,262.00</u>	<u>269,092,628.00</u>	<u>(7,673,088.00)</u>	<u>931,270,802.00</u>
Capital Assets, Depreciable				
Highway Network	806,486,015.00	-	-	806,486,015.00
Machinery and Equipment	60,035.00	-	-	60,035.00
Total Capital Assets, Depreciable	<u>806,546,050.00</u>	<u>-</u>	<u>-</u>	<u>806,546,050.00</u>
Less Accumulated Depreciation for:				
Highway Network	60,169,910.00	16,129,720.00	-	76,299,630.00
Machinery and Equipment	60,035.00	-	-	60,035.00
Total Accumulated Depreciation	<u>60,229,945.00</u>	<u>16,129,720.00</u>	<u>-</u>	<u>76,359,665.00</u>
Total Capital Assets, Depreciable, Net of Depreciation	<u>746,316,105.00</u>	<u>(16,129,720.00)</u>	<u>-</u>	<u>730,186,385.00</u>
Capital Assets, Net of Depreciation	<u>\$ 1,416,167,367.00</u>	<u>\$ 285,222,348.00</u>	<u>\$ (7,673,088.00)</u>	<u>\$ 1,661,457,187.00</u>

**NORTH CAROLINA TURNPIKE AUTHORITY**  
**NOTES TO THE FINANCIAL STATEMENTS**

*JUNE 30, 2018 AND 2017*

**Note 5—Advances from other funds**

The following is a summary of changes in the NCTA's Advances from Other Funds as of June 30, 2018:

	<u>July 1, 2017</u>	<u>Additions</u>	<u>June 30, 2018</u>
Advances from Other Funds	\$ 26,895,929.00	\$ 867,091.74	\$ 27,763,020.74

The following is a summary of changes in the NCTA's Advances from Other Funds as of June 30, 2017:

	<u>July 1, 2016</u>	<u>Additions</u>	<u>June 30, 2017</u>
Advances from Other Funds	\$ 26,117,656.00	\$ 778,273.00	\$ 26,895,929.00

Pursuant to G.S. 136-176(b), operation and project development costs for the NCTA are eligible for funding from the Highway Trust Fund administration funds. These funds are considered an Advance from Other Funds and are to be repaid from toll revenue as soon as possible. Beginning January 1, 2014, one year after the NCTA began collecting tolls on the completed Triangle Expressway project, the NCTA began accruing interest on the unpaid balance owed to the Highway Trust Fund at a rate equal to the State Treasurer's average annual yield (1.33% as of June 30, 2018) on its investment of Highway Trust Fund funds pursuant to G.S. 147-6.1. The NCTA accrued \$306,164.26 and \$229,230.00 of interest for the years ended June 30, 2018 and 2017, respectively.

**Note 6—Lease obligations**

During the year ended June 30 2014, the NCTA entered into lease agreements for road maintenance equipment. Rental expense relating to operating leases during the years ended June 30, 2018 and 2017 was \$107,994.45 and \$65,529.00, respectively.

DRAFT

**NORTH CAROLINA TURNPIKE AUTHORITY**  
**NOTES TO THE FINANCIAL STATEMENTS**

*JUNE 30, 2018 AND 2017*

**Note 7—Long-term debt**

Long-term debt as of June 30 consists of the following:

Revenue Bonds:	<b>2018</b>	<b>2017</b>
Revenue bonds payable, Series 2009A Triangle Expressway Revenue Bonds in the amount of \$234,910,000.00, issued July 29, 2009, with coupon rates of 5.50% and 5.75%, with principal payments beginning January 2019, final maturity of January 2039, net of unamortized discount of \$879,000.00 as of June 30, 2016. These revenue bonds payable were refunded in March 2017 except for \$600,000.00, which will be due in full on January 1, 2019.	\$ 600,000.00	\$ 600,000.00
Revenue bonds payable, Series 2009B Capital Appreciation Triangle Expressway Revenue Bonds in the amount of \$35,173,000.00, issued July 29, 2009, with interest ranging from 6.74% to 7.10% compounding semi-annually, with principal payments beginning January 2030, due in full January 2038.	35,173,109.00	35,149,729.00
Revenue bonds payable, Series 2009B Triangle Expressway State Appropriation Revenue Bonds in the amount of \$352,675,000.00 issued July 29, 2009, with coupon rates of 6.00% and 6.70%, with principal payments beginning January 2017, final maturity January 2039, net of unamortized discount of \$409,597.00 as of June 30, 2018.	190,930,403.00	348,807,517.00
Revenue bonds payable, Series 2010A Monroe Connector System State Appropriation Revenue Bonds in the amount of \$233,920,000.00, issued October 26, 2010, with coupon rates of 5.318% and 5.418%, with principal payments beginning January 2022, final maturity January 2041.	233,920,000.00	233,920,000.00
Revenue bonds payable, Series 2011 Monroe Connector System State Appropriation Revenue Bonds in the amount of \$214,505,000.00, issued November 30, 2011, with coupon rates of 4.25% and 5.00%, with principal payments beginning July 2012, final maturity July 2041, net of unamortized premium of \$11,088,689.00 as of June 30, 2018.	142,798,689.00	151,860,260.00
Revenue bonds payable, Series 2016 Monroe Expressway Toll Revenue Bonds in the amount of \$137,052,000.00, issued January 31, 2017, with a coupon rate of 5.00%, with principal payments beginning July 2023, final maturity July 2054, net of unamortized premium of \$6,999,563.00 as of June 30, 2018.	144,051,467.00	144,286,508.00

**NORTH CAROLINA TURNPIKE AUTHORITY**  
**NOTES TO THE FINANCIAL STATEMENTS**

JUNE 30, 2018 AND 2017

**Note 7—Long-term debt (continued)**

Revenue Bonds:	<u>2018</u>	<u>2017</u>
Revenue bonds payable, Series 2017 Triangle Expressway System Senior Lien Turnpike Revenue Refunding Bonds in the amount of \$200,515,000.00, issued March 30, 2017, with coupon rates of 3.125% and 5.00%, with principal payments beginning January 2018, final maturity January 2039, net of unamortized premium of \$23,619,279.00 as of June 30, 2018.	220,974,279.00	226,526,694.00
Revenue bonds payable, Series 2018 Triangle Expressway System Senior Lien Turnpike Revenue Refunding Bonds in the amount of \$150,125,000.00, issued May 10, 2018, with average coupon rates of 4.00%, with principal payments beginning January 2019, final maturity January 2039, net of unamortized premium of \$6,912,543.00 as of June 30, 2018.	157,037,543.00	-
Total Bonds, Net	<u>\$ 1,125,485,490.00</u>	<u>\$ 1,141,150,708.00</u>

Bonds payable maturities are as follows:

<u>Years Ending June 30,</u>	<u>Principal</u>	<u>Interest</u>	<u>Total</u>
2019	\$ 22,060,000.00	\$ 50,149,680.54	\$ 72,209,680.54
2020	24,580,000.00	51,202,772.21	75,782,772.21
2021	27,270,000.00	49,962,788.46	77,232,788.46
2022	39,295,000.00	48,567,103.46	87,862,103.46
2023	34,505,000.00	46,753,015.96	81,258,015.96
2024-2028	210,383,422.65	203,791,881.00	414,175,303.65
2029-2033	242,882,455.70	176,472,455.46	419,354,911.16
2034-2038	234,540,731.20	234,472,728.05	469,013,459.25
2039-2043	128,818,403.65	50,204,609.40	179,023,013.05
2044-2048	33,515,000.00	24,369,875.00	57,884,875.00
2049-2053	52,470,000.00	13,727,750.00	66,197,750.00
2054-2058	26,955,000.00	1,364,125.00	28,319,125.00
	<u>1,077,275,013.20</u>	<u>951,038,784.54</u>	<u>2,028,313,797.74</u>
Issuance Premiums	48,620,074.00	-	48,620,074.00
Issuance Discounts	(409,597.20)	-	(409,597.20)
	<u>\$ 1,125,485,490.00</u>	<u>\$ 951,038,784.54</u>	<u>\$ 2,076,524,274.54</u>

Note Payable:	<u>2018</u>	<u>2017</u>
TIFIA note payable for an amount not to exceed \$386,662,000.00, opened on July 1, 2009, bearing interest of 4.25% per annum, with interest payments beginning July 2015, principal payments beginning January 2024, and final maturity in January 2043.	<u>\$ 372,876,792.00</u>	<u>\$ 372,876,792.00</u>

**NORTH CAROLINA TURNPIKE AUTHORITY**  
**NOTES TO THE FINANCIAL STATEMENTS**

JUNE 30, 2018 AND 2017

**Note 7—Long-term debt (continued)**

The TIFIA note payable requires debt service payments commencing July 1, 2015, with a final maturity of January 1, 2043. No payment of principal or interest on the TIFIA note payable was required to be made during the period of July 1, 2009 through January 1, 2015. Payments of interest commenced on January 1, 2015 and payments of principal and interest will commence on January 1, 2024. The amounts of principal and interest to be paid were calculated based on the total amount drawn on the note and amount of accrued interest outstanding as of January 1, 2015. Accrued interest on the loan agreement was \$66,628,276.00 as of June 30, 2018 and 2017. On January 31, 2017, the NCTA signed an agreement with the United States Department of Transportation for a TIFIA loan of up to \$166,500,000.00. When and if used, the loan will be used to pay certain costs, including land acquisition, design, construction, and equipping of the Monroe Expressway Project. As of June 30, 2018 and 2017, this loan had only been executed and no draws had been taken for any project related costs, respectively.

TIFIA note payable maturities are as follows:

<u>Years Ending June 30,</u>	<u>Principal</u>	<u>Interest</u>	<u>Total</u>
2019	\$ -	\$ 18,292,253.00	\$ 18,292,253.00
2020	-	18,267,058.19	18,267,058.19
2021	-	18,317,447.81	18,317,447.81
2022	-	18,292,253.00	18,292,253.00
2023	-	18,292,253.00	18,292,253.00
2024-2028	13,303,780.94	92,733,969.32	106,037,750.26
2029-2033	50,071,807.84	91,231,620.18	141,303,428.02
2034-2038	98,827,959.62	81,651,276.87	180,479,236.49
2039-2043	210,673,243.60	62,008,616.05	272,681,859.65
	<u>\$ 372,876,792.00</u>	<u>\$ 419,086,747.42</u>	<u>\$ 791,963,539.42</u>

Long-term liability activity for the year ended June 30, 2018 is as follows:

	<u>July 1, 2017, restated (GASB 75)</u>	<u>Additions</u>	<u>Reductions</u>	<u>June 30, 2018</u>	<u>Due Within One Year</u>
Bonds Payable:					
Bonds	\$ 1,096,395,013.00	\$ 150,125,000.00	\$ (169,245,000.00)	\$ 1,077,275,013.00	\$ 22,060,000.00
Deferred Amounts:					
For Issuance Premiums	45,253,234.00	6,966,341.00	(3,599,501.00)	48,620,074.00	-
For Issuance Discounts	(497,539.00)	-	(87,941.80)	(409,597.20)	-
	<u>1,141,150,708.00</u>	<u>157,091,341.00</u>	<u>(172,932,442.80)</u>	<u>1,125,485,489.80</u>	<u>22,060,000.00</u>
Note Payable	372,876,792.00	-	-	372,876,792.00	-
Accrued Vacation	170,314.00	116,487.00	(87,032.00)	199,769.00	11,786.00
Net OPEB Liability	2,082,772.00	-	(337,412.00)	1,745,360.00	-
Net Pension Liability	557,948.00	-	(74,847.00)	483,101.00	-
<b>Total Long-Term Debt</b>	<u>\$ 1,516,838,534.00</u>	<u>\$ 157,207,828.00</u>	<u>\$ (173,431,733.80)</u>	<u>\$ 1,500,790,511.80</u>	<u>\$ 22,071,786.00</u>

**NORTH CAROLINA TURNPIKE AUTHORITY**  
**NOTES TO THE FINANCIAL STATEMENTS**

JUNE 30, 2018 AND 2017

**Note 7—Long-term debt (continued)**

Long-term liability activity for the year ended June 30, 2017 is as follows:

	July 1, 2016	Additions	Reductions	June 30, 2017	Due Within One Year
Bonds Payable:					
Bonds	\$ 1,156,923,109.00	\$ 337,566,904.00	\$ (398,095,000.00)	\$ 1,096,395,013.00	\$ 18,395,000.00
Deferred Amounts:					
For Issuance Premiums	20,752,367.00	33,918,115.00	(9,417,248.00)	45,253,234.00	-
For Issuance Discounts	(1,548,037.00)	-	1,050,498.00	(497,539.00)	-
	1,176,127,439.00	371,485,019.00	(406,461,750.00)	1,141,150,708.00	18,395,000.00
Note Payable	372,876,792.00	-	-	372,876,792.00	-
Accrued Vacation	81,570.00	103,316.00	(14,572.00)	170,314.00	13,966.00
Net Pension Liability	225,156.00	332,792.00	-	557,948.00	-
<b>Total Long-Term Debt</b>	<b>\$ 1,549,310,957.00</b>	<b>\$ 371,921,127.00</b>	<b>\$ (406,476,322.00)</b>	<b>\$ 1,514,755,762.00</b>	<b>\$ 18,408,966.00</b>

Total interest cost on indebtedness was \$76,168,933.46 and \$76,022,131.00 for the years ended June 30, 2018 and 2017, respectively. Total capitalized interest represented \$25,251,644.29 and \$20,817,389.00 of this amount during the years ended June 30, 2018 and 2017, respectively.

**Federal Interest Cash Subsidy**

The NCTA has elected to treat the Triangle Expressway System State Annual Appropriation Revenue Bonds, Series 2009B and the Monroe Connector System State Appropriation Revenue Bonds, Series 2010A as “Build America Bonds” for purposes of the *American Recovery and Reinvestment Tax Act of 2009* (“Recovery Act”). In adherence with the Recovery Act, the NCTA receives cash subsidy payments from the United States Treasury Department equal to 35% of the interest payable on the Series 2009B and 2010A State Appropriation Bonds. As part of the 2018 Federal Budget, the payments received during the year ended June 30, 2018 were reduced by an average of 9.9%. As part of the 2017 Federal Budget, the payments received during the year ended June 30, 2017 were reduced by 6.9%. Cash subsidy payments totaled \$10,833,446.56 and \$11,348,364.00 for the years ended June 30, 2018 and 2017, respectively.

**Refundings**

On March 22, 2017, the NCTA issued \$200,515,000.00 of senior lien advance refunding bonds to provide resources that were placed in an irrevocable trust to be used for interest on the refunded bonds until January 1, 2019 and the principal amount of the refunded bonds on January 1, 2019. As a result, the refunded bonds are considered to be defeased and the liability has been removed from the statements of net position as of June 30, 2017. The reacquisition price exceeded the net carrying amount of the old debt by \$20,734,143.00. This amount is shown as a deferred outflow of resources and amortized over the life of the refunded debt. This advance refunding was undertaken to reduce total debt service payments over the next 22 years by \$65,515,780.00 and resulted in an economic gain of \$32,153,069.00.

On May 10, 2018, the NCTA issued \$150,125,000.00 of appropriation revenue refunding bonds. These bonds were issued to refund, in advance of their maturity, certain of the NCTA’s Triangle Expressway System State Appropriation Revenue Bonds, Series 2009B, and to pay costs incurred in connection with the issuance of these bonds. As a result, the refunded bonds are considered to be defeased and the liability has been removed from the statements of net position as of June 30, 2018. The reacquisition price exceeded the net carrying amount of the old debt by \$9,777,825.18. This amount is shown as a deferred outflow of resources and amortized over the life of the refunded debt. This advance refunding was undertaken to reduce total debt service payments over the next 22 years by \$15,026,177.17 and resulted in an economic gain of \$10,933,562.18.

# NORTH CAROLINA TURNPIKE AUTHORITY

## NOTES TO THE FINANCIAL STATEMENTS

JUNE 30, 2018 AND 2017

---

### **Note 8—Deferred outflows of resources – unamortized bond refunding charges**

Gains and losses from debt refunding must be deferred and amortized over the lesser of the original remaining life of the old debt or the life of the new debt. In addition, gains and losses related to debt refunding are to be used in determining the carrying value of the new debt issued to finance debt refunding. As of June 30, 2018, and 2017, the carrying values of the 2017 Triangle Expressway System Senior Lien Turnpike Revenue Refunding Bonds and the 2018 Triangle Expressway System Appropriation Revenue Refunding Bonds have been adjusted for the gain from defeasance (net amortization) of \$28,122,236.95 and \$20,349,279.00, respectively.

This deferred outflow of resources is included as unamortized bond refunding charges in the statement of net position.

### **Note 9—Pledged revenues**

The NCTA has pledged, as security for revenue bonds, net revenues from the operation of the Triangle Expressway System and the Monroe Connector System. In July 2009, the NCTA issued Triangle Expressway System State Annual Appropriation Revenue Bonds (\$352,675,000.00) and Triangle Expressway System Senior Lien Revenue Bonds (\$270,083,109.00). In October 2010, the NCTA issued Monroe Connector System State Annual Appropriation Revenue Bonds (\$233,920,000.00). In November 2011, the NCTA issued State Annual Appropriation Revenue Bonds (\$214,505,000.00). In January 2017, the NCTA issued Monroe Expressway Toll Revenue Bonds (\$137,051,904.00). In March 2017, the NCTA issued Triangle Expressway System Senior Lien Turnpike Revenue Refunding Bonds (\$200,515,000.00). In May 2018, the NCTA issued Triangle Expressway System Appropriation Revenue Refunding Bonds (\$150,125,000.00). For the Senior Lien Revenue Bonds, specific revenues pledged consist of toll revenues and all other income derived from the operation of the Triangle Expressway System. For the State Annual Appropriation Revenue Bonds, specific revenues pledged consist of federal interest subsidy payments and investment income.

The NCTA has elected to treat the State Annual Appropriation Revenue Bonds as “Build America Bonds” for purposes of the American Recovery and Reinvestment Act of 2009 and to receive a cash subsidy from the United States Treasury equal to 35% of the interest payable on these bonds. As part of the 2018 Federal Budget, the payments received during the year ended June 30, 2018 were reduced by 9.9%. As part of the 2016 Federal Budget, the payments received during the year ended June 30, 2017 were reduced by 6.9%.

Proceeds from the bonds are being used to pay the costs of land acquisition, design, construction, and equipping of the Triangle Expressway System, a 19-mile toll road facility built in Durham and Wake counties that was fully opened in January 2013. Additionally, proceeds from the bonds are being used to pay the costs of design, construction, and equipping of the Monroe Connector System, a 19.7-mile toll road facility to be built in Mecklenburg and Union counties. The total principal and interest remaining to be paid on the bonds is \$2,076,524,274.54 payable through fiscal year 2058 (final maturity date). For the year ended June 30, 2018, principal and interest paid and available revenues (toll revenues, fees, federal interest subsidy, federal transportation funds, and investment revenues) were \$72,794,532.36, and \$62,483,152.84, respectively. For year ended June 30, 2017, principal and interest paid and available revenues (toll revenues, fees, federal interest subsidy, federal transportation funds and investment revenues) were \$67,137,703.00, and \$58,787,193.00, respectively.

# NORTH CAROLINA TURNPIKE AUTHORITY

## NOTES TO THE FINANCIAL STATEMENTS

JUNE 30, 2018 AND 2017

---

### Note 10—Retirement plans

*Plan Description* – The NCTA is a participating employer in the statewide Teachers’ and State Employees’ Retirement System (“TSERS”), a cost-sharing multiple-employer defined benefit pension plan administered by the State of North Carolina. TSERS membership is comprised of employees of the State (state agencies and institution), universities, community colleges, and certain proprietary component units along with the employees of Local Education Agencies and charter schools. Article 1 of G.S. Chapter 135 assigns the authority to establish and amend benefit provision to the North Carolina General Assembly. Management of the plan is vested in the TSERS Board of Trustees, which consists of 13 member – nine appointed by the Governor, on appointed by the state Senate, one appointed by the state House of Representatives, and the State Treasurer and State Superintendent, who serve as ex-officio members. The Teachers’ and State Employees’ Retirement System is included in the Comprehensive Annual Financial Report (“CAFR”) for the State of North Carolina. The State’s CAFR included financial statements and required supplementary information for TSERS. That Report may be obtained by writing to the Office of the State Controller, 1410 Mail Service Center, Raleigh, North Carolina 27699-1410, by calling (919) 981-5454, or at [www.osc.nc.gov](http://www.osc.nc.gov).

*Benefits Provided* – TSERS provides retirement and survivor benefits. Retirement benefits are determined as 1.82% of the member’s average final compensation times the member’s years of creditable service. A member’s average final compensation is calculated as the average of a member’s four highest consecutive years of compensation. General employee plan members are eligible to retire with full retirement benefits at age 65 with five years of creditable service (or 10 years of creditable service for members joining TSERS on or after August 1, 2011), at age 60 with 25 years of creditable service, or at any age with 30 years of creditable service. General employee plan members are eligible to retire with partial retirement benefits at age 50 with 20 years of creditable service or at age 60 with five years of creditable service (or 10 years of creditable service for members joining TSERS on or after August 1, 2011). Survivor benefits are available to eligible beneficiaries of members who die while in active service or within 180 days of their last day of service and who have either completed 20 years of creditable service regardless of age or have completed five years of service and have reached age 60 (10 years for members joining on or after August 1, 2011). Eligible beneficiaries may elect to receive a monthly Survivor’s Alternate Benefit for life or a return of the member’s contributions. The plan does not provide for automatic post-retirement benefit increases. Increases are contingent upon actuarial gains of the plan.

*Contributions* – Benefit and contribution provisions for TSERS are established by North Carolina General Statutes 135-8 and may be amended only by the North Carolina General Assembly. Employer and member contribution rates are set each year by the North Carolina General Assembly based on annual actuarial valuations. Required employer contribution rates for the years ended June 30, 2018, and 2017 were 10.56% and 9.98%, respectively, while employee contributions were 6% each year. The NCTA made 100% of its annual required contributions for the years ended June 30, 2018, 2017, and 2016. Contributions to the pension plan from the NCTA were \$136,611.00 and \$101,323.00 for the years ended June 30, 2018, and 2017, respectively.

*Refunds of Contributions* – Employees who have terminated service as a contributing member of TSERS may file an application for a refund of their contributions. By state law, refunds to members with at least five years of service include 4% interest. State law requires a 60-day waiting period after service termination before the refund may be paid. The acceptance of a refund payment cancels the individual’s right to employer contributions or any other benefit provided by TSERS.

*Pension Liabilities, Pension Expense, and Deferred Outflows of Resources and Deferred Inflows of Resources Related to Pensions* – As of June 30, 2018, the NCTA reported a liability of \$483,101.00 for its proportionate share of the net pension liability. The net pension liability was measured as of June 30, 2017. The total pension liability used to calculate the net pension was determined by an actuarial valuation as of December 31, 2016. The total pension liability was then rolled forward to the measurement date of June 30, 2017, utilizing update procedures incorporating the actuarial assumptions.

**NORTH CAROLINA TURNPIKE AUTHORITY**  
**NOTES TO THE FINANCIAL STATEMENTS**

JUNE 30, 2018 AND 2017

**Note 10—Retirement plans (continued)**

The NCTA's proportion of the net pension liability was based on a projection of the NCTA's long-term share of future payroll covered by the pension plan, relative to the projected future payroll covered by the pension plan of all participating TSERS employers, actuarially determined. As of June 30, 2017 and 2016, the NCTA's proportion was 0.01% and the proportion did not change from the prior measurement date.

For the years ended June 30, 2018 and 2017, the NCTA recognized pension expense of \$136,886.00 and \$109,352.00, respectively. As of June 30, 2018, the NCTA reported deferred outflows of resources and deferred inflows of resources related to pensions from the following sources:

	<u>Deferred Outflows of Resources</u>	<u>Deferred Inflows of Resources</u>
Difference between actual and expected experience	\$ 10,473.00	\$ 15,805.00
Changes in assumptions	76,323.00	-
Net difference between projected and actual earnings on pension plan investments	65,380.00	-
Change in proportion and differences between agency's contributions and proportionate share of contributions	32,506.00	17,416.00
Contributions subsequent to the measurement date	136,611.00	-
	<u>\$ 321,293.00</u>	<u>\$ 33,221.00</u>

As of June 30, 2017, the NCTA reported deferred outflows of resources and deferred inflows of resources related to pensions from the following sources:

	<u>Deferred Outflows of Resources</u>	<u>Deferred Inflows of Resources</u>
Difference between actual and expected experience	\$ -	\$ 26,369.00
Changes in assumptions	82,284.00	-
Net difference between projected and actual earnings on pension plan investments	198,982.00	-
Change in proportion and differences between agency's contributions and proportionate share of contributions	11,245.00	6,014.00
Contributions subsequent to the measurement date	101,322.00	-
	<u>\$ 393,833.00</u>	<u>\$ 32,383.00</u>

As of June 30, 2018, the \$136,611.00 included as a component of deferred outflows of resources related to pensions resulting from NCTA contributions subsequent to the measurement date will be recognized as a decrease of the net pension liability in the year ended June 30, 2019. Other amounts reported as deferred inflows of resources and deferred outflows of resources related to pensions will be recognized in pension expense as follows:

<u>Years Ending June 30,</u>	
2019	\$ 32,750.00
2020	96,205.00
2021	48,672.00
2022	(26,166.00)
2023	-
Total	<u>\$ 151,461.00</u>

**NORTH CAROLINA TURNPIKE AUTHORITY**  
**NOTES TO THE FINANCIAL STATEMENTS**

JUNE 30, 2018 AND 2017

**Note 10—Retirement plans (continued)**

*Actuarial Assumptions* – The total pension liability in the December 31, 2016, actuarial valuation was determined using the following actuarial assumptions, applied to all periods included in the measurement:

Inflation	3.0%
Salary increases	3.50% to 8.10%, including inflation and productivity factor of 3.50%
Investment rate of return	7.20%, net of pension plan investment expense, including inflation

The plan currently uses mortality tables that vary by age, gender, employee group (i.e., general, law enforcement officer) and health status (i.e., disabled and healthy). The current mortality rates are based on published tables and based on studies that cover significant portions of the U.S. population. The healthy mortality rates also contain a provision to reflect future mortality improvements.

The actuarial assumptions used in the December 31, 2016, valuation were based on the results of an actuarial experience study for the period January 1, 2010 through December 31, 2014. Future ad hoc COLA amounts are not considered to be substantively automatic and, are therefore, not included in the measurement.

The projected long-term investment returns and inflation assumptions are developed through review of current and historical capital markets data, sell-side investment research, consultant whitepapers, and historical performance of investment strategies. Fixed income return projections reflect current yields across the U.S. Treasury yield curve and market expectations of forward yields projected and interpolated for multiple tenors and over multiple year horizons. Global public equity return projections are established through analysis of the equity risk premium and the fixed income return projections. Other asset categories and strategies' return projections reflect the foregoing and historical data analysis. These projections are combined to produce the long-term expected rate of return by weighting the expected future real rates of return by the target asset allocation percentage and by adding expected inflation. The target allocation and best estimates of arithmetic real rates of return for each major asset class as of June 30, 2017, are summarized in the following table:

<b>Asset Class</b>	<b>Target Allocation</b>	<b>Long-Term Expected Real Rate of Return</b>
Fixed Income	29.0%	1.4%
Global Equity	42.0%	5.3%
Real Estate	8.0%	4.3%
Alternatives	8.0%	8.9%
Credit	7.0%	6.0%
Inflation Protection	6.0%	4.0%
	<u>100.0%</u>	

The information above is based on 30-year expectations developed with the consulting actuary for the 2016 asset liability and investment policy study for the North Carolina Retirement Systems, including TSERS. The long-term nominal rates of return underlying the real rates of return are arithmetic annualized figures. The real rates of return are calculated from nominal rates by multiplicatively subtracting a long-term inflation assumption of 3.05%. All rates of return and inflation are annualized.

*Discount Rate* – The discount rate used to measure the total pension liability was 7.20%. The projection of cash flows used to determine the discount rate assumed that contributions from plan members will be made at the current contribution rate and that contributions from employers will be made at statutorily required rates, actuarially determined. Based on these assumptions, the pension plan's fiduciary net position was projected to be available to make all projected future benefit payments of the current plan members. Therefore, the long-

**NORTH CAROLINA TURNPIKE AUTHORITY**  
**NOTES TO THE FINANCIAL STATEMENTS**

JUNE 30, 2018 AND 2017

**Note 10—Retirement plans (continued)**

term expected rate of return on pension plan investments was applied to all periods of projected benefit payments to determine the total net pension liability.

*Sensitivity of the NCTA’s Proportionate Share of the Net Pension Liability to Changes in the Discount Rate* – The following presents the NCTA’s proportionate share of the net pension liability calculated using the discount rate of 7.20%, as well as what the NCTA’s proportionate share of the net pension asset or net pension liability would be if it were calculated using a discount rate that is 1-percentage-point lower (6.20%) or 1 percentage-point higher (8.20%) than the current rate:

	1% Decrease (6.20%)	Discount Rate (7.20%)	1% Increase (8.20%)
NCTA's proportionate share of the net pension liability	\$ 994,422.00	\$ 483,101.00	\$ 54,679.00

*Deferred Compensation and Supplemental Retirement Income Plans - IRC Section 457 Plan* – The State of North Carolina offers its permanent employees a deferred compensation plan created in accordance with Internal Revenue Code Section 457 through the North Carolina Public Employee Deferred Compensation Plan (the “Plan”). The Plan permits each participating employee to defer a portion of his or her salary until future years. The deferred compensation is available to employees upon separation from service due to death, disability, or retirement or financial hardships if approved by the Board of Trustees of the Plan. The Board, a part of the North Carolina Department of Administration, maintains a separate fund for the exclusive benefit of the participating employees and their beneficiaries, the North Carolina Public Employee Deferred Compensation Trust Fund. The Board also contracts with an external third party to perform certain administrative requirements and to manage the trust fund’s assets. All costs of administering and funding the Plan are the responsibility of the Plan participants. No costs are incurred by the NCTA. The voluntary contributions by employees amounted to \$30,423.92 and \$37,198.00 for the years ended June 30, 2018, and 2017, respectively.

*IRC Section 401(k) Plan* – All members of TSERS are eligible to enroll in the Supplemental Retirement Income Plan, a defined contribution plan, created under Internal Revenue Code Section 401(k). All costs of administering the Plan are the responsibility of the Plan participants. No costs are incurred by the NCTA. The voluntary contributions by employees amounted to \$24,567.58 and \$33,464.00 for the years ended June 30, 2018 and 2017, respectively.

**Note 11—Other post-employment benefits**

The NCTA participates in the Comprehensive Major Medical Plan (the “Medical Plan”), a cost-sharing, multiple-employer defined benefit health care plan that provides post-employment health insurance to eligible former employees. Eligible former employees include long-term disability beneficiaries of the Disability Income Plane of North Carolina and retirees of TSERS.

**Retiree Health Benefit Fund**

*Plan Description* – The Retiree Health Benefit Fund (“RHBF”) has been established as a fund to provide health benefits to retired and disabled employees and their applicable beneficiaries. The RHBF is established by General Statute 135-7, Article 1. It is a cost-sharing, multiple-employer, defined benefit healthcare plan, exclusively for the benefit of former employees of the State, the University of North Carolina System, and community colleges. In addition, LEAs, charter schools, and some select local governments also participate.

Management of the plan is vested in the State Health Plan Board of Trustees, which consists of 13 members – eight appointed by the Governor, one appointed by the State senate, one appointed by the State House of Representatives, and the State Treasurer and the State Superintendent and the Director of the Office of State Human Resources who serve as ex-officio members. The RHBF is supported by a percent of payroll contribution from participating employing units. Each year the percentage is set in legislation, as are the

# NORTH CAROLINA TURNPIKE AUTHORITY

## NOTES TO THE FINANCIAL STATEMENTS

JUNE 30, 2018 AND 2017

---

### Note 11—Other post-employment benefits (continued)

maximum per retiree contributions from the RHBF to the State Health Plan. The State Treasurer, with the approval of the State Health Plan Board of Trustees, then set the employer contributions (subject to the legislative cap) and the premiums to be paid by retirees, as well as the health benefits to be provided through the State Health Plan.

The financial statements and other required disclosures for the plan are presented in the State of North Carolina's CAFR, which can be found at <https://www.osc.nc.gov/public-information/reports>.

*Benefits Provided* – Plan benefits received by retired employees and disabled employees from the RHBF are OPEB. The healthcare benefits for retired and disabled employees who are not eligible for Medicare are the same as for active employees. The plan options change when former employees become eligible for Medicare. Medicare retirees have the option of selecting one of two fully-insured Medicare Advantage/Prescription Drug

Plan (“MA-PDP”) options of the self-funded Traditional 70/30 preferred Provider Organization plan option that is also offered to non-Medicare members. If the Traditional 70/30 Plan is selected by a Medicare retiree, the self-funded State Health Plan coverage is secondary to Medicare.

Those former employees who are eligible to receive medical benefits from the RHBF are long-term disability beneficiaries of the Disability Income Plan of North Carolina (“DIPNC”) and retirees of the TSERS, the consolidated Judicial Retirement System (“CJRS”), the Legislative Retirement System (“LRS”), the University Employees’ Optional Retirement Program (“ORP”), and a small number of local governments, with five or more years of contributory membership service in their retirement system prior to disability or retirement, with the following exceptions: for employees first hired on or after October 1, 2006, and members of the General Assembly first taking office on or after February 1, 2007, future coverage as retired employees and retired members of the General Assembly is subject to the requirement that the future retiree have 20 or more years of retirement service credit in order to receive coverage on a noncontributory basis. Employees first hired on or after October 1, 2006 and members of the General Assembly first taking office on or after February 1, 2007 with 10 but less than 20 years of retirement service credit are eligible for coverage on a partially contributory basis. For such future retirees, the State will pay 50% of the State Health Plan’s noncontributory premium.

Section 35.21(c) and (d) of Session Law 2017-57 repeals retiree medical benefits for employees first hired January 1, 2021. The new legislation amends Article 3B of Chapter 135 of the General Statutes to require that retirees must earn contributory retirement service in TSERS (or in an allowed local system unit), CJRS, or LRS prior to January 1, 2021, and not withdraw that service, in order to be eligible for retiree medical benefits under the amended law. Consequently, members first hired on and after January 1, 2021 will not be eligible to receive retiree medical benefits.

The RHBF’s benefit and contribution provisions are established by Chapter 135-7, Article 1 and Chapter 135, Article 3B of the General Statutes and may be amended only by the North Carolina General Assembly. The RHBF does not provide for automatic post-retirement benefit increases.

*Contributions* – By General Statute, accumulated contributions from employers to the RHBF and any earnings on those contributions shall be used to provide health benefits to retired and disabled employees and their applicable beneficiaries. By statute, contributions to the RHBF are irrevocable. Also by law, fund assets are dedicated to providing benefits to retired and disabled employees and their applicable beneficiaries and are not subject to the claims of creditors of the employers making contributions to the RHBF. However, the RHBF assets may be used for reasonable expenses to administer the RHBF, including costs to conduct required actuarial valuations of state – supports retired employees’ health benefits. Contribution rates to the RHBF, which are intended to finance benefits and administrative expenses on a pay-as-you-go basis are determined by the General Assembly in the Appropriations Bill. For the current fiscal year, the NCTA contributed 6.27% of covered payroll which amounted to \$78,436.23.

**NORTH CAROLINA TURNPIKE AUTHORITY**  
**NOTES TO THE FINANCIAL STATEMENTS**

JUNE 30, 2018 AND 2017

**Note 11—Other post-employment benefits (continued)**

At June 30, 2018, the NCTA reported a liability of \$1,745,360.00 for its proportionate share of the net OPEB liability. The net OPEB liability was measured as of June 30, 2017, and the total OPEB liability used to calculate the net OPEB liability was determined by an actuarial valuation as of December 31, 2016. The total OPEB liability was then rolled forward to the measurement date of June 30, 2017 utilizing update procedures incorporating the actuarial assumptions. The NCTA's proportion of the net OPEB liability was based on a projection of the NCTA's present value of future salary, actuarially determined. At December 31, 2016, the NCTA's proportion was 0.01%.

As of June 30, 2018, \$76,669.00 of contributions subsequent to the measurement date and \$306,290.00 related to the change in proportion of the net OPEB liability are reported as deferred outflows of resources and will be recognized as a decrease of the net OPEB liability in the year ending June 30, 2019. Other amounts reported as deferred inflows of resources related to OPEB will be recognized in OPEB expense as follows:

<u>Years Ending June 30,</u>		
2019		\$ (80,914.00)
2020		(80,914.00)
2021		(80,914.00)
2022		(80,914.00)
2023		(80,754.00)
Total		<u>\$ (404,410.00)</u>

*Actuarial Assumptions* – The total OPEB liability in the December 31, 2016, actuarial valuation was determined using the following actuarial assumptions, applied to all periods included in the measurement:

Inflation	2.75%
Salary increases	3.50% to 8.10%, including inflation and productivity factor of 3.50%
Investment rate of return	7.20%, net of OPEB plan investment expense, including inflation
Healthcare cost trend rate – Medical	5.00% to 6.50%
Healthcare cost trend rate – Prescription Drug	5.00% to 7.25%
Healthcare cost trend rate – Medicare Advantage	4.00% to 5.00%
Healthcare cost trend rate – Administrative	3.00%

*Discount Rate* – The discount rate used to measure the total OPEB liability for the RHBF was 3.58%. The projection of cash flow used to determine the discount rate assumed that contributions from employers would be made at the current statutorily determined contribution rate. Based on the above assumptions, the plan's fiduciary net position was not projected to be available to make projected future benefit payments of current plan members. As a result, a municipal bond rate of 3.58% was used as the discount rate used to measure the total OPEB liability. The 3.58% rate is based on the Bond Buyer 20-year General Obligation Index as of June 30, 2017.

*Sensitivity of the NCTA's Proportionate Share of the Net OPEB Liability to Changes in the Discount Rate* – The following presents the NCTA's proportionate share of the net OPEB liability would be if it were calculated using a discount rate that is 1-percentage-point lower (2.58%) or 1-percentage point higher (4.58%) than the current discount rate:

	<u>1% Decrease</u> <u>(2.58%)</u>	<u>Discount Rate</u> <u>(3.58%)</u>	<u>1% Increase</u> <u>(4.58%)</u>
NCTA's proportionate share of the net OPEB liability	\$ 2,082,114.00	\$ 1,745,360.00	\$ 1,478,266.00

**NORTH CAROLINA TURNPIKE AUTHORITY**  
**NOTES TO THE FINANCIAL STATEMENTS**

JUNE 30, 2018 AND 2017

**Note 11—Other post-employment benefits (continued)**

*Sensitivity of the NCTA’s Proportionate Share of the Net OPEB Liability to Changes in Healthcare Trend Rates* – The following presents the NCTA’s proportionate share of the net OPEB liability would be if it were calculated using a discount rate that is 1-percentage-point lower or 1-percentage point higher than the current discount rate:

	<u>1% Decrease</u>	<u>6.50% Medical, 7.25% Rx, 3.00% Administrative</u>	<u>1% Increase</u>
NCTA's proportionate share of the net OPEB liability	\$ 1,425,798.00	\$ 1,745,360.00	\$ 2,170,098.00

*OPEB Plan Fiduciary Net Position* – Detailed information about the OPEB plan’s fiduciary net position is available in the separately issued CAFR for the State of North Carolina, which can be found at <https://www.osc.nc.gov/public-information/reports>.

**Disability Income Plan of North Carolina**

*Plan Description* – Short-term and long-term disability benefits are provided through the Disability Income Plan of North Carolina (“DIPNC”), a cost-sharing, multiple-employer defined benefit plan, to the eligible members of TSERS which includes employees of the State, the University of North Carolina System, community colleges, and certain Local Education Agencies, and ORP.

Management of the plan is vested in the State Health Plan Board of Trustees, which consists of 13 members – eight appointed by the Governor, one appointed by the State Senate, one appointed by the State House of Representatives, and the State Treasurer the State Superintendent and the Director of the Office of the State Human Resources who serve as ex-officio members. Management of the plan is vested in the State Health Plan Board of Trustees, which consists of 13 members – eight appointed by the Governor, one appointed by the State Senate, one appointed by the State House of Representatives, and the State Treasurer the State Superintendent and the Director of the Office of State Human Resources who service as ex-officio members.

The financial statements and other required disclosures for the plan are presented in the State of North Carolina’s CAFR, which can be found at <https://www.osc.nc.gov/public-information/reports>.

*Benefits Provided* – Long-term disability benefits are payable as an OPEB from DIPNC after the conclusion of the short-term disability period or after salary continuation payments cease, whichever is later, for as long as the employee is disabled. An employee is eligible to receive long-term disability benefits provided the following requirements are met: (1) the employee have five or more years on contributing membership services in TSERS or ORP, earned within 96 months prior to the end of the short-term disability period or cessation of salary continuation payments, whichever is later; (2) the employee must make application to receive long-term benefits within 180 days after the conclusion of the short-term disability period or after salary continuation payment cease or after monthly payments for Workers’ Compensation cease (excluding monthly payments for permanent partial benefits), whichever is later; (3) the employee must be certified by the Medical Board to be mentally or physically disabled for the further performance of his/her usual occupation; (4) the disability must have been continuous, likely to be permanent, and incurred at the time of active employment; (5) the employee must not be eligible to receive an unreduced retirement benefit from TSERS after (1) reaching the age of 65 and completing 5 years of membership service, or (2) reaching the age of 60 and completing 25 years of creditable service, or (3) completing 30 years of service at any age.

**NORTH CAROLINA TURNPIKE AUTHORITY**  
**NOTES TO THE FINANCIAL STATEMENTS**

JUNE 30, 2018 AND 2017

**Note 11—Other post-employment benefits (continued)**

*Contributions* – Benefit and contribution provisions are established by Chapter 135, Article 6, of the General Statutes and may be amended only by the North Carolina General Assembly. The plan does not provide for automatic post-retirement benefit increases. Disability income benefits are funded by actuarially determined employer contributions that are established in the Appropriations Bill by the General Assembly and coincide with the State fiscal year. For the fiscal year ended June 30, 2018, employers made a statutory contribution of 0.14% of covered payroll which was equal to the actuarially required contribution. The NCTA's contributions to the plan were \$1,751.37 for the year ended June 30, 2018.

The contributions cannot be separated between the amounts that relate to other postemployment benefits and employment benefits for active employees. Those individuals who are receiving extended short-term disability benefit payments cannot be separated from the number of members currently eligible to receive disability benefits as an other postemployment benefit.

*OPEB Liabilities, OPEB Expense, and Deferred Outflows and Inflows of Resources Related to OPEB –*

At June 30, 2018, the NCTA reported an asset of \$3,209.00 for its proportionate share of the net OPEB asset. The net OPEB asset was measured as of June 30, 2017, and the total OPEB asset used to calculate the net OPEB asset was determined by an actuarial valuation as of December 31, 2016. The total OPEB asset was then rolled forward to the measurement date of June 30, 2017 utilizing update procedures incorporating the actuarial assumptions. The NCTA's proportion of the net OPEB asset was based on a projection of the NCTA's present value of future salary, actuarially determined. At December 31, 2016, the NCTA's proportion was 0.01%.

As of June 30, 2018, \$1,774.00 resulting from the NCTA's contributions subsequent to the measurement date, \$880.00 from a difference between actual and expected experience, \$703.00 from a difference between projected and actual earnings on OPEB plan investments, and \$813.00 from a change in proportion between the NCTA's contributions and proportionate share of contributions are reported as deferred outflows of resources and will be recognized as an increase of the net OPEB asset in the year ending June 30, 2019. Other amounts reported as deferred inflows of resources related to OPEB will be recognized in OPEB expense as follows:

<u>Years Ending June 30,</u>		
2019	\$	603.00
2020		603.00
2021		603.00
2022		176.00
2023		-
Total	<u>\$</u>	<u>1,985.00</u>

*Actuarial Assumptions* – The total OPEB asset in the December 31, 2016, actuarial valuation was determined using the following actuarial assumptions, applied to all periods included in the measurement:

Inflation	3.00%
Salary increases	3.50% to 8.10%, including inflation and productivity factor of 3.50%
Investment rate of return	3.75%, net of pension plan investment expense, including inflation

**NORTH CAROLINA TURNPIKE AUTHORITY**  
**NOTES TO THE FINANCIAL STATEMENTS**

JUNE 30, 2018 AND 2017

**Note 11—Other post-employment benefits (continued)**

*Sensitivity of the NCTA's Proportionate Share of the Net OPEB Asset to Changes in the Discount Rate* – The following presents the NCTA's proportionate share of the net OPEB asset would be if it were calculated using a discount rate that is 1 percentage point lower (2.75%) or 1-percentage point higher (4.75%) than the current discount rate:

	1% Decrease (2.75%)	Discount Rate (3.75%)	1% Increase (4.75%)
NCTA's proportionate share of the net OPEB asset	\$ 2,728.00	\$ 3,209.00	\$ 3,691.00

*Common Actuarial Assumptions for both OPEB Plans* – The total OPEB asset was determined by an actuarial valuation performed as of December 31, 2016 using the following actuarial assumptions, applied to all periods in the measurement, unless otherwise specified. The total OPEB liability was calculated through the use of update procedures to roll forward from the actuarial valuation date to the measurement date of June 30, 2017. The update procedures incorporated the actuarial assumptions used in the valuation. The entry age normal cost method was utilized.

The plan currently uses mortality tables that vary by age, gender, employee group (i.e. teacher, general, law enforcement officer), and health status (i.e. disabled and healthy). The current mortality rates are based on published tables and based on studies that cover significant portions of the U.S. population. The mortality rates also contain a provision to reflect future mortality improvement.

The actuarial assumptions were based on the results of an actuarial experience review for the period January 1, 2010 through December 31, 2014.

The long-term expected rate of return on OPEB plan investments was determined using a building-block method in which best estimate ranges of expected future real rates of return are developed for each major asset class. These ranges are combined to produce the long-term expected rate of return by weighting the expected future real rates of return by the target asset allocation and by adding expected inflation. The target allocation and best estimates of arithmetic real rates of return for each major asset class are summarized in the following table:

<u>Asset Class</u>	<u>Target Allocation</u>	<u>Long-Term Expected Real Rate of Return</u>
Fixed Income	29.0%	1.4%
Global Equity	42.0%	5.3%
Real Estate	8.0%	4.3%
Alternatives	8.0%	8.9%
Credit	7.0%	6.0%
Inflation Protection	6.0%	4.0%
	<u>100.0%</u>	

**NORTH CAROLINA TURNPIKE AUTHORITY**  
**NOTES TO THE FINANCIAL STATEMENTS**

JUNE 30, 2018 AND 2017

**Note 11—Other post-employment benefits (continued)**

*Total OPEB Expense, OPEB Liabilities, and Deferred Outflows and Inflows of Resources Related to OPEB –*

The following is information related to the proportionate share and OPEB expense:

	<u>RHBF</u>	<u>DIPNC</u>	<u>Total</u>
OPEB Expense	\$ 126,942.00	\$ 1,839.00	\$ 128,781.00
OPEB Liability (Asset)	1,745,360.00	(3,209.00)	1,742,151.00
Proportionate share of net OPEB liability (asset)	0.01%	0.01%	
<b>Deferred Outflows of Resources</b>			
Difference between actual and expected experience	-	880.00	880.00
Changes in assumptions	-	-	-
Net difference between projected and actual earnings on OPEB plan investments	-	703.00	703.00
Change in proportion and differences between agency's contributions and proportionate share of contributions	-	813.00	813.00
Change in proportion	306,290.00	-	306,290.00
Contributions subsequent to the measurement date	76,669.00	1,774.00	78,443.00
	<u>382,959.00</u>	<u>4,170.00</u>	<u>387,129.00</u>
<b>Deferred Inflows of Resources</b>			
Difference between actual and expected experience	125,146.00	-	125,146.00
Changes in assumptions	480,664.00	-	480,664.00
Net difference between projected and actual earnings on OPEB plan investments	649.00	-	649.00
Change in proportion and differences between agency's contributions and proportionate share of contributions	104,241.00	-	104,241.00
Change in proportion	-	411.00	411.00
Contributions subsequent to the measurement date	-	-	-
	<u>\$ 710,700.00</u>	<u>\$ 411.00</u>	<u>\$ 711,111.00</u>

**Note 12—Risk management**

The NCTA is exposed to various risks of loss related to torts; theft of, damage to, and the destruction of assets; errors and omissions; injuries to employees; and natural disasters. The NCTA carries insurance through the NCDOT for risks of loss. There have been no significant reductions in insurance coverage from the previous year, and settled claims have not exceeded coverage in any of the past three fiscal years.

Tort claims of up to \$1,000.00 are self-insured under the authority of the State Tort Claims Act. In addition, the State provides excess public officers' and employees' liability insurance up to \$10,000.00 via contract with a private insurance company. The premium, based on a composite rate, is paid by the NCDOT directly to the insurer.

The State Property Fire Insurance Fund ("Fire Fund"), an internal service fund of the State, insures all state-owned buildings and contents for fire and various other property losses up to \$2,500.00 per occurrence. The Fire Fund purchases excess insurance from private insurers to cover losses over the amounts insured by the Fund. Losses covered by the Fire Fund are subject to a \$5.00 per occurrence deductible except for theft losses that carry a \$1.00 per occurrence deductible. There have been no significant reductions in insurance coverage from the previous year, and settled claims have not exceeded coverage in any of the past three fiscal years.

# NORTH CAROLINA TURNPIKE AUTHORITY

## NOTES TO THE FINANCIAL STATEMENTS

JUNE 30, 2018 AND 2017

---

### Note 12—Risk management (continued)

State-owned vehicles are covered by liability insurance handled by the North Carolina Department of Insurance. The State is self-insured for the first \$1,000.00 of any loss through a retrospective rated plan. Excess insurance coverage is purchased through a private insurer to cover losses greater than \$1,000.00 up to \$10,000.00. The liability limits for losses occurring in-state are \$1,000.00 per claimant and \$10,000.00 per occurrence. The NCDOT covers the cost of excess insurance and pays for those losses falling under the self-insured retention.

The NCTA is protected for losses from employee dishonesty and computer fraud for employees paid in whole or in part from State funds. This coverage is with a private insurance company and is handled by the North Carolina Department of Insurance with coverage of \$5,000.00 per occurrence, with a \$75.00 deductible and 10% participation in each loss above the deductible. In addition, the NCDOT has a separate public employee dishonesty and faithful performance policy with a limit of \$1,000.00.

Employees and retirees are provided health care coverage by the Medical Plan, a component unit of the State. The Medical Plan is funded by employer and employee contributions and is administered by a third party contractor.

The North Carolina Workers' Compensation Program provides benefits to workers injured on the job. All employees of the State are included in the program. When an employee is injured, the NCTA's primary responsibility is to arrange for and provide the necessary treatment for the work-related injury. The NCTA is responsible to pay medical benefits and compensation in accordance with the North Carolina Workers' Compensation Act. The NCTA is self-insured for workers' compensation.

Term life insurance of \$25.00 to \$50.00 is provided to eligible employees. This self-insured death benefit program is administered by the State Treasurer and funded via employer contributions. The employer contribution rate was 0.16% of covered payroll for the current fiscal year.

Additional details on the state-administered risk management programs are disclosed in the State of North Carolina's *Comprehensive Annual Financial Report*. An electronic version of this report is available by accessing the North Carolina Office of the State Controller's Internet home page <http://www.ncosc.net/> and clicking on "Public Information" or by calling the State Controller's Financial Reporting Section at (919) 707-0500.

### Note 13—Commitments and contingencies

The NCTA has established an encumbrance system to track its outstanding commitments on construction projects and other purchases. Outstanding commitments for engineering and design contracts were \$4,681,557,256.55 and \$112,794,777.00 as of June 30, 2018 and 2017, respectively.

The NCTA at times is involved in litigation in the normal course of business. Although the outcome of any such litigation is not presently determinable, in the opinion of management and the NCTA's General Counsel, the results of the litigation will not have a materially adverse impact on the financial position of the NCTA.

# NORTH CAROLINA TURNPIKE AUTHORITY

## NOTES TO THE FINANCIAL STATEMENTS

JUNE 30, 2018 AND 2017

---

### **Note 14—Transfer of GARVEE Bonds**

During fiscal year 2017, the NCTA transferred the Series 2011 GARVEE Bonds to the North Carolina Highway Fund. This transfer was done to fund other GARVEE eligible projects with the North Carolina Highway Fund before the time to spend the proceeds expired. The transfer of the GARVEE related restricted investments is shown on the statements of revenues, expenses, and changes in net position in the amount of \$159,205,017.00. A related gain on debt reclassification in the amount of \$153,259,501.00 is also shown on the statements of revenues, expenses, and changes in net position to reflect the removal of the related debt principal and unamortized premium of the GARVEE debt from the NCTA's books. As of June 30, 2018 and 2017, the NCTA does not have any amounts recorded related to the Series 2011 GARVEE Bonds.

### **Note 15—Restatement**

The NCTA implemented Governmental Accounting Standards Board (GASB) statement 75, *Accounting and Financial Reporting for Postemployment Benefits Other Than Pensions* in the fiscal year ending June 30, 2018. The implementation of the statement required the NCTA to record beginning net OPEB liability and the effects on net position of benefit payments and administrative expenses paid by the NCTA related to OPEB during the measurement period (fiscal year ending December 31, 2017). Beginning deferred outflows and inflows of resources associated with the implementation were excluded from the restatement. As a result, net position for the NCTA decreased \$2,015,793.18.

### **Note 16—Subsequent events**

In connection with the preparation of the financial statements and in accordance with U.S. GAAP, the NCTA considered for disclosure subsequent events that occurred after the statement of net position date of June 30, 2018 through **October XX, 2018**, which was the date the financial statements were available to be issued.

## **REQUIRED SUPPLEMENTARY INFORMATION**

This section contains additional information required by generally accepted accounting principles.

- Schedule of Proportionate Share of Net Pension Liability – Teachers' and State Employees' Retirement System
- Schedule of Contributions – Teachers' and State Employees' Retirement System
- Schedule of Proportionate Share of Net OPEB Liability – Retiree Health Benefit Fund
- Schedule of Contributions– Retiree Health Benefit Fund
- Schedule of Proportionate Share of Net OPEB Asset – Disability Income Plan of North Carolina
- Schedule of Contributions – Disability Income Plan of North Carolina

DRAFT

**NORTH CAROLINA TURNPIKE AUTHORITY**  
**REQUIRED SUPPLEMENTARY INFORMATION**  
**TEACHERS' AND STATE EMPLOYEES' RETIREMENT SYSTEM**

**Schedule of Proportionate Share of Net Pension Liability**  
**Teachers' and State Employees' Retirement System**  
**June 30, \***

	<b>2018</b>	<b>2017</b>	<b>2016</b>	<b>2015</b>	<b>2014</b>
NCTA's proportion of the net pension liability (%)	0.01%	0.01%	0.01%	0.01%	0.01%
NCTA's proportion of the net pension liability (\$)	\$ 483,101.00	\$ 557,948.00	\$ 225,156.00	\$ 69,460.00	\$ 356,082.00
NCTA's covered-employee payroll	\$ 1,020,099.00	\$ 899,061.00	\$ 882,095.00	\$ 988,337.00	\$ 988,337.00
NCTA's proportionate share of the net pension liability as a percentage of its covered-employee payroll	47.4%	62.1%	25.5%	7.0%	36.0%
Plan fiduciary net position as a percentage of the total pension liability	89.51%	87.32%	94.64%	98.24%	90.60%

**Schedule of Contributions**  
**Teachers' and State Employees' Retirement System**  
**June 30, \***

	<b>2018</b>	<b>2017</b>	<b>2016</b>	<b>2015</b>	<b>2014</b>
Contractually required contribution	\$ 132,103.13	\$ 101,322.00	\$ 74,249.00	\$ 86,087.00	\$ 82,328.00
Contributions in relation to the contractually required contribution	(132,103.13)	(101,322.00)	(74,249.00)	(86,087.00)	(82,328.00)
Contribution deficiency (excess)	\$ -	\$ -	\$ -	\$ -	\$ -
NCTA's covered-employee payroll	\$ 1,250,976.57	\$ 1,020,099.00	\$ 899,061.00	\$ 882,095.00	\$ 988,337.00
Contributions as a percentage of covered-employee payroll	10.6%	9.9%	8.3%	9.8%	8.3%

\*The amounts presented for each fiscal year were determined as of the prior fiscal year ended June 30. Information is not available for preceding years, to the extent 10 years of information is not presented.

**NORTH CAROLINA TURNPIKE AUTHORITY**  
**REQUIRED SUPPLEMENTARY INFORMATION**  
**RETIREE HEALTH BENEFIT FUND**

---

**Schedule of Proportionate Share of Net OPEB Liability**  
**Retiree Health Benefit Fund**  
**June 30, \***

	<u>2018</u>
NCTA's proportion of the net OPEB liability (%)	0.01%
NCTA's proportion of the net OPEB liability (\$)	\$ 1,745,360.00
NCTA's covered-employee payroll	\$ 1,020,099.00
NCTA's proportionate share of the net OPEB liability as a percentage of its covered-employee payroll	171.1%
Plan fiduciary net position as a percentage of the total OPEB liability	3.52%

**Schedule of Contributions**  
**Retiree Health Benefit Fund**  
**June 30, \***

	<u>2018</u>
Contractually required contribution	\$ 78,436.23
Contributions in relation to the contractually required contribution	<u>(78,436.23)</u>
Contribution deficiency (excess)	<u>\$ -</u>
NCTA's covered-employee payroll	\$ 1,020,099.00
Contributions as a percentage of covered-employee payroll	7.69%

\*The amounts presented for each fiscal year were determined as of the prior fiscal year ended June 30. Information is not available for preceding years, to the extent 10 years of information is not presented.

**NORTH CAROLINA TURNPIKE AUTHORITY**  
**REQUIRED SUPPLEMENTARY INFORMATION**  
**DISABILITY INCOME PLAN OF NORTH CAROLINA**

---

**Schedule of Proportionate Share of Net OPEB Asset**  
**Disability Income Plan of North Carolina**  
**June 30, \***

	<u>2018</u>
NCTA's proportion of the net OPEB asset (%)	0.01%
NCTA's proportion of the net OPEB asset (\$)	\$ 3,209.00
NCTA's covered-employee payroll	\$ 1,020,099.00
NCTA's proportionate share of the net OPEB asset as a percentage of its covered-employee payroll	0.31%
Plan fiduciary net position as a percentage of the total OPEB asset	116.23%

**Schedule of Contributions**  
**Disability Income Plan of North Carolina**  
**June 30, \***

	<u>2018</u>
Contractually required contribution	\$ 1,751.37
Contributions in relation to the contractually required contribution	<u>(1,751.37)</u>
Contribution deficiency (excess)	<u>\$ -</u>
NCTA's covered-employee payroll	\$ 1,020,099.00
Contributions as a percentage of covered-employee payroll	0.17%

\*The amounts presented for each fiscal year were determined as of the prior fiscal year ended June 30. Information is not available for preceding years, to the extent 10 years of information is not presented.

**SUPPLEMENTARY INFORMATION**

DRAFT

**NORTH CAROLINA TURNPIKE AUTHORITY**  
**STATEMENT OF REVENUES, EXPENSES, AND CHANGES IN NET POSITION —**  
**(MODIFIED ACCRUAL BASIS – NON GAAP)**

YEAR ENDED JUNE 30, 2018

	<b>Triangle Expressway</b>	<b>Monroe Expressway</b>
Revenues:		
Operating Revenue:		
Charges for Services	\$ 49,142,404.66	\$ -
Toll Receipts	45,013,869.80	-
Toll Bad Debt	(1,073,804.90)	-
Late Payment Fee	5,055,371.04	-
Electronic Transaction Fees	126,101.56	-
Returned Check Fee	3,916.67	-
IAG Interoperability Fees	16,950.49	-
Other Operating Revenues	418,102.98	-
Transponder Sales	418,102.98	-
Total Operating Revenues	<u>49,560,507.64</u>	<u>-</u>
Expenses:		
Operating Expenses:		
Personnel Services	673,554.85	1,097,301.94
Supplies and Materials	16,471.76	8,548.74
Contracted Personnel Services	345,930.05	132,212.07
Travel	2,030.22	22,218.53
Advertising	92,879.85	-
Utilities	243,100.26	2,380.25
Dues and Subscription Fees	23,960.00	-
Other Services	1,801,487.57	-
Other Expenses	1,437,125.31	717,484.70
Transponder Purchases	448,472.98	-
Capital Outlay	12,878,142.64	73,691,820.89
Right of Way	6,350.00	14,586,899.39
Rental Expense	73,602.53	9,618.28
Depreciation	-	-
Total Operating Expenses	<u>18,043,108.02</u>	<u>90,268,484.79</u>
Total Operating Renewal and Replacement:		
Personnel Services	23,206.59	-
Supplies and Materials	1,271,213.19	-
Travel	1,115.42	-
Capital Outlay	2,249,605.02	-
Rental Expense	23,206.59	-
Other Services	9,975.25	-
Total Operating Renewal and Replacement	<u>3,578,322.06</u>	<u>-</u>
Operating Income	<u>27,939,077.56</u>	<u>(90,268,484.79)</u>

**NORTH CAROLINA TURNPIKE AUTHORITY**  
**STATEMENT OF REVENUES, EXPENSES, AND CHANGES IN NET POSITION —**  
**(MODIFIED ACCRUAL BASIS – NON GAAP) (CONTINUED)**

YEAR ENDED JUNE 30, 2018

	<b>Triangle Expressway</b>	<b>Monroe Expressway</b>
Nonoperating Revenues (Expenses):		
Insurance Recoveries	23,678.00	-
Utility Installation Refund		1,954.00
Sale of Land	4,690.00	-
Fuel Hedge	-	60,895.30
Investment Earnings	1,866,783.66	1,067,076.24
Federal Interest Subsidy on Debt	6,813,554.90	4,019,891.66
Interest and Fees:		
Triangle Expressway System Senior Lien Revenue Bonds, Series 2009A	(27,000.00)	-
Triangle Expressway System State Annual Appropriation Revenue Bonds, Series 2009B (Federally Taxable-Issuer Subsidy-Build America Bonds)	(22,449,068.76)	-
Triangle Expressway Senior Lien Revenue Refunding Bonds, Series 2017	(7,447,301.16)	-
Triangle Expressway TIFIA Bond Interest	(18,292,253.00)	-
Monroe Connector System State Annual Appropriation Revenue Bonds, Series 2010A, (Federally Taxable-Issuer Subsidy-Build America Bonds)	-	(12,297,007.20)
Monroe Connector System Senior Lien Revenue Bonds, Series 2011	-	-
Monroe Connector System Senior Lien Revenue Bonds, Series 2011	-	(6,690,750.00)
Monroe Connector System Senior Lien Revenue Bonds, Series 2016	-	(5,488,405.24)
Principal:		
Triangle Expressway System State Annual Appropriation Revenue Bonds, Series 2009B (Federally Taxable-Issuer Subsidy-Build America Bonds)	(7,115,000.00)	-
Triangle Expressway System Senior Lien Turnpike Revenue Refunding Bonds, Series 2017	(3,160,000.00)	-
Monroe Connector System State Appropriation Revenue Bonds, Series 2011	-	(8,120,000.00)
Monroe Connector System Senior Lien Revenue Bonds, Series 2011	-	-
Total Nonoperating Revenues (Expenses)	<u>(49,781,916.36)</u>	<u>(27,446,345.24)</u>
Income/Loss before Transfers and Capital Grants	(21,842,838.80)	(117,714,830.03)
Capital Grants	-	115,053.00
Transfers In	<u>25,000,000.00</u>	<u>24,000,000.00</u>
Increase (Decrease) in Net Position	<u>\$ 3,157,161.20</u>	<u>\$ (93,599,777.03)</u>

**Report of Independent Auditor on Internal Control over Financial Reporting  
and on Compliance and Other Matters Based on an Audit of Financial Statements  
Performed in Accordance With *Government Auditing Standards***

Board of Directors  
North Carolina Turnpike Authority  
Raleigh, North Carolina

We have audited in accordance with the auditing standards generally accepted in the United States of America and the standards applicable to the financial audits contained in *Government Auditing Standards* issued by the Comptroller General of the United States, the financial statements of the North Carolina Turnpike Authority (“NCTA”), a major enterprise fund of the State of North Carolina, and a business unit of the North Carolina Department of Transportation (“NCDOT”), as of and for the years ended June 30, 2018 and 2017, and the related notes to the financial statements, which collectively comprises the NCTA’s basic financial statements as listed in the table of contents, and have issued our report thereon dated **October XX**, 2018.

The financial statements present only the NCTA and do not purport to and do not present fairly the financial position of the State of North Carolina or the NCDOT, as of June 30, 2018 and 2017, and the changes in their financial position and their cash flows for the years then ended in conformity with accounting principles generally accepted in the United States of America.

**Internal Control over Financial Reporting**

In planning and performing our audit of the financial statements, we considered the NCTA’s internal control over financial reporting (“internal control”) to determine the audit procedures that are appropriate in the circumstances for the purpose of expressing our opinions on the financial statements, but not for the purpose of expressing an opinion on the effectiveness of the NCTA’s internal control. Accordingly, we do not express an opinion on the effectiveness of the NCTA’s internal control.

A deficiency in internal control exists when the design or operation of a control does not allow management or employees, in the normal course of performing their assigned functions, to prevent, or detect and correct misstatements, on a timely basis. A material weakness is a deficiency, or a combination of deficiencies, in internal control, such that there is a reasonable possibility that a material misstatement of the NCTA’s financial statements will not be prevented, or detected and corrected, on a timely basis. A significant deficiency is a deficiency, or a combination of deficiencies, in internal control that is less severe than a material weakness yet, important enough to merit attention by those charged with governance.

Our consideration of internal control was for the limited purpose described in the first paragraph of this section and was not designed to identify all deficiencies in internal control that might be material weaknesses or significant deficiencies. Given these limitations, during our audit, we did not identify any deficiencies in internal control that we consider to be material weaknesses. However, material weaknesses may exist that have not been identified.

### **Compliance and Other Matters**

As part of obtaining reasonable assurance about whether the NCTA's financial statements are free from material misstatement, we performed tests of its compliance with certain provisions of laws, regulations, contracts, and grant agreements, noncompliance with which could have a direct and material effect on the determination of financial statement amounts. However, providing an opinion on compliance with those provisions was not an objective of our audit, and accordingly, we do not express such an opinion. The results of our tests disclosed no instances of noncompliance or other matters that are required to be reported under *Government Auditing Standards*.

### **Purpose of this Report**

The purpose of this report is solely to describe the scope of our testing of internal control and compliance and the results of that testing, and not to provide an opinion on the effectiveness of the NCTA's internal control or on compliance. This report is an integral part of an audit performed in accordance with *Government Auditing Standards* in considering the NCTA's internal control and compliance. Accordingly, this communication is not suitable for any other purpose.

Raleigh, North Carolina  
October XX, 2018

DRAFT

DRAFT

This audit required 390 audit hours at a cost of \$69,000.