



ROY COOPER  
*Governor*

ANTHONY M. COPELAND  
*Secretary*

NAPOLEON WALLACE  
*Assistant Secretary*

DATE: August 31, 2017

TO: Senate Appropriations Committee on Natural and Economic Resources  
House Appropriations Subcommittee on Natural and Economic Resources  
Fiscal Research Division

FROM: Napoleon Wallace  
Assistant Secretary  
Rural Economic Development Division

RE: NCGS 143B-472.128 (j)(8)  
FY 16-17 REPORT on Rural Division Grant Activity

#### **GRANT AWARDS AND DISTRIBUTION OF AWARDS:**

The attached documents summarize the following for the Building Reuse, Economic Infrastructure, CDBG-ED and Utility Fund grant programs within the Rural Division:

- An Excel spreadsheet displaying total number of grant awards made July 1, 2016 through June 30, 2017. Organized by program (Building Reuse, Economic Infrastructure, CDBG-ED, Utility Fund) and then by county. The excel sheet identifies the county, applicant, tier (at time of award), project business, requested amount, award amount, the number of jobs committed and award date.
- Maps of the geographical distribution of the awards by program.
- Map of the cumulative distribution of grant awards.

The Rural Infrastructure Authority (RIA) awarded these grants between July 1, 2016 and June 30, 2017.

**Rural Infrastructure Authority Awarded Projects By Grant Program**  
**July 2016 - June 2017**

Please note: Tiers are designated based on the tier classification at date of award.

Building Reuse Program									
	County	Applicant	Tier	Project Business	Requested Amt.	Award Amount	Jobs	Award Date	Program
1	Alexander	Alexander County	2	Craftmaster Furniture	300,000	300,000	30	8/18/2016	BR
2	Caldwell	Town of Granite Falls	1	80 Acres Investments	125,000	125,000	10	8/18/2016	BR
3	Caldwell	City of Lenoir	1	Exela Pharma Sciences	500,000	500,000	40	8/18/2016	BR
4	Catawba	City of Newton	2	Temprano Techvestors	253,750	253,750	21	8/18/2016	BR
5	Halifax	Town of Scotland Neck	1	Café 59	47,345	25,000	5	8/18/2016	BR
6	Lee	Lee County	2	Boston Fruit Slice	80,000	80,000	16	8/18/2016	BR
7	Macon	Macon County	1	TekTone	187,500	187,500	15	8/18/2016	BR
8	McDowell	City of Marion	1	Fat Boy's Burritos	25,000	25,000	5	8/18/2016	BR
9	Mitchell	Mitchell County	2	New Buck Corp.	46,850	46,850	5	8/18/2016	BR
10	Wayne	City of Goldsboro	2	Goldsboro Pediatric Dentistry & Orthodontics	200,000	200,000	20	8/18/2016	BR
11	Davie	Town of Mocksville	2	REEB Millwork	100,000	100,000	10	10/20/2016	BR
12	Granville	Granville County	2	Altec Industries	500,000	500,000	50	10/20/2016	BR
13	Halifax	Halifax County	1	Meherrin River Forest Products	200,000	200,000	20	10/20/2016	BR
14	Montgomery	Montgomery County	1	Tractor Supply Company	50,000	50,000	5	10/20/2016	BR
15	Robeson	Robeson County	1	Trinity Frozen Foods	500,000	500,000	50	10/20/2016	BR
16	Robeson	Robeson County	1	Watts Water Technology	500,000	500,000	50	10/20/2016	BR
17	Tyrrell	Town of Columbia	1	Waypoint Oyster Bar	80,000	25,000	5	10/20/2016	BR
18	Wilson	Wilson County	2	Peak Demand	462,500	462,500	37	10/20/2016	BR
19	Alexander	Town of Taylorsville	2	Addiction Recovery Medical Services	85,000	85,000	12	12/15/2016	BR
20	Ashe	Town of West Jefferson	1	Doc's on Main	50,000	50,000	5	12/15/2016	BR
21	Catawba	City of Claremont	2	Prysmian Group	500,000	500,000	95	12/15/2016	BR
22	Cleveland	Cleveland County	2	Mafic USA	500,000	500,000	71	12/15/2016	BR
23	Davidson	City of Thomasville	2	Mohawk Industries	500,000	500,000	100	12/15/2016	BR
24	Duplin	Duplin County	2	Vantage South Atlantic	30,000	30,000	3	12/15/2016	BR
25	Franklin	Franklin County	2	K-Flex USA	500,000	500,000	70	12/15/2016	BR
26	Granville	Granville County	2	Stay Online	500,000	499,190	50	12/15/2016	BR
27	Greene	Town of Snow Hill	1	Home Elevators & Lift	55,000	55,000	17	12/15/2016	BR
28	Harnett	City of Dunn	2	Organic Butcher Shop	50,000	25,000	5	12/15/2016	BR
29	Lee	Lee County	2	Seal It Services	75,000	75,000	15	12/15/2016	BR
30	Lenoir	Lenoir County	1	Midtown Motor Lodge	300,000	100,000	10	12/15/2016	BR
31	Lenoir	Lenoir County	1	Mother Earth Brewing	62,500	62,500	5	12/15/2016	BR
32	Lenoir	Lenoir County	1	The Social Beverage Co/Project Spirits	425,500	200,000	23	12/15/2016	BR
33	Lincoln	Lincoln County	3	Robert Bosch Tool	250,000	250,000	54	12/15/2016	BR
34	Montgomery	Montgomery County	1	Alandale Knitting	120,000	120,000	12	12/15/2016	BR
35	Randolph	Randolph County	2	Petty's Garage	170,000	170,000	21	12/15/2016	BR
36	Alamance	City of Mebane	2	GKN Driveline	360,000	360,000	36	2/16/2017	BR
37	Alleghany	Alleghany County	1	NAPCO	250,000	225,000	35	2/16/2017	BR
38	Beaufort	City of Washington	1	Ribeye's of Washington	50,000	25,000	5	2/16/2017	BR
39	Bladen	Town of Elizabethtown	1	Specialty Product Technologies	200,000	200,000	20	2/16/2017	BR
40	Caldwell	City of Lenoir	1	White Wholesale Tire	50,000	50,000	10	2/16/2017	BR
41	Catawba	City of Newton	2	Newton Urgent Care	70,000	70,000	7	2/16/2017	BR
42	Davidson	City of Thomasville	2	Ennis-Flint	250,000	250,000	20	2/16/2017	BR
43	Edgecombe	Town of Tarboro	1	Keihin Carolina System Technology	113,500	113,500	42	2/16/2017	BR
44	Franklin	Town of Louisburg	2	Farmers Home Furniture	25,000	25,000	5	2/16/2017	BR
45	Lincoln	Lincoln County	3	Kaco USA	250,000	250,000	100	2/16/2017	BR
46	Montgomery	Montgomery County	1	Carolina Structural Systems	102,000	101,000	63	2/16/2017	BR
47	Pitt	City of Greenville	2	Pitt Street Brewing	112,500	45,000	9	2/16/2017	BR
48	Randolph	Randolph County	2	Pilgrim's Pride*	75,000	75,000	N/A*	2/16/2017	BR
49	Robeson	Town of Maxton	1	Driven Contractors	40,000	40,000	4	2/16/2017	BR
50	Robeson	Town of Pembroke	1	Speech Fundamentals	25,000	25,000	5	2/16/2017	BR
51	Burke	City of Morganton	2	Continental Automotive	1,000,000	1,000,000	135	4/20/2017	BR
52	Burke	City of Morganton	2	Kellex Seating	500,000	400,000	32	4/20/2017	BR
53	Caldwell	Town of Granite Falls	1	AMP Services	400,000	400,000	40	4/20/2017	BR
54	Caldwell	Caldwell County	1	Ryan-Al Door	44,525	44,525	29	4/20/2017	BR
55	Franklin	Town of Louisburg	2	State Farm	20,000	20,000	4	4/20/2017	BR
56	Johnston	Town of Benson	3	Metallum Recycling	125,000	125,000	25	4/20/2017	BR
57	McDowell	McDowell County	1	Baxter Healthcare	500,000	500,000	90	4/20/2017	BR
58	Moore	Town of Aberdeen	3	Reliance Packaging	55,000	55,000	11	4/20/2017	BR
59	Pitt	City of Greenville	2	Caremaster	150,000	150,000	15	4/20/2017	BR
60	Pitt	Pitt County	2	Grady White Boats	400,000	400,000	44	4/20/2017	BR
61	Randolph	Town of Seagrove	2	Sapona Plastics	250,000	250,000	25	4/20/2017	BR
62	Randolph	City of Asheboro	2	SouthCorr	225,000	225,000	22	4/20/2017	BR
63	Stanly	Stanly County	2	Locust Pediatric Dentistry	76,600	76,600	8	4/20/2017	BR
64	Bertie	Bertie County	1	Abrams Inc.	90,000	25,000	5	6/22/2017	BR
65	Halifax	Town of Scotland Neck	1	Scotland House Assisted Living	450,000	450,000	45	6/22/2017	BR
66	McDowell	McDowell County	1	Ethan Allen	200,000	195,462	16	6/22/2017	BR
67	Northampton	Northampton County	1	Northampton Peanut Company	210,000	210,000	21	6/22/2017	BR
68	Robeson	Robeson County	1	Absolute Bus	340,000	340,000	34	6/22/2017	BR
69	Wayne	Wayne County	2	Stormberg Foods	450,000	450,000	60	6/22/2017	BR
TOTAL					15,790,070	14,973,377	1984		

### Economic Infrastructure Program

	County	Applicant	Tier	Project Business	Requested Amt.	Award Amount	Jobs	Award Date	Program
1	Cleveland	City of Shelby	2	Huesker	250,000	250,000	20	8/18/2016	EI
2	Harnett	Harnett County	2	Dupree Farms Produce, LLC	125,000	125,000	25	8/18/2016	EI
3	Pitt	Town of Bethel	2	Police Station Demo.	24,375	24,375	0	8/18/2016	EI
4	Bertie	Town of Colerain	1	N/A	29,143	29,143	0	12/15/2016	EI
5	Henderson	Henderson County	3	Norafin Americas, Inc.	230,000	135,000	42	12/15/2016	EI
6	Mitchell	Mitchell County	2	N/A	30,000	30,000	0	12/15/2016	EI
7	Robeson	Robeson County	1	Pepsi Bottling Ventures	500,000	500,000	40	12/15/2016	EI
8	Halifax	Halifax County	1	Mid-Atlantic Eye Care Center, Inc.	60,000	60,000	6	2/16/2017	EI
9	Henderson	Henderson County	3	Norafin Americas, Inc.*	72,575	72,575	N/A*	2/16/2017	EI
10	Rutherford	Town of Rutherfordton	2	Tryon Equestrian Partners	557,905	360,000	36	2/16/2017	EI
11	Warren	Town of Warrenton	1	N/A, Demolition Project	41,250	41,250	N/A	2/16/2017	EI
12	Martin	Martin County	1	Weitron*	400,000	387,500	N/A*	4/20/2017	EI
13	Jackson	Jackson County	1	WNC Outdoor Development	50,000	50,000	10	6/22/2017	EI
14	McDowell	City of Marion	1	Sahas Hospitality, LLC/Holiday Inn Express	120,000	60,000	12	6/22/2017	EI
TOTAL					2,490,248	2,124,843	191		

### CDBG-ED Program

	County	Applicant	Tier	Project Business	Requested Amt.	Award Amount	Jobs	Award Date	Program
1	Clay	Town of Hayesville	1	Microbrewery & restaurant (to be named), Southern Artist Exposure, Lowco, Inc.	500,000	500,000	0	8/18/2016	CDBG-ED
2	Franklin	Town of Louisburg	2	Novozymes	1,700,000	1,700,000	66	8/18/2016	CDBG-ED
3	Martin	Town of Williamston	1	Patriot House Coffee shop, Northeast Construction Services, Mitchell's Photography Studio	335,000	335,000	0	8/18/2016	CDBG-ED
4	Richmond	Richmond County	1	Direct Pack	545,000	545,000	38	8/18/2016	CDBG-ED
5	Rutherford	Town of Rutherfordton	1	McConnell Group Public Relations, Inc., Artfacturing	311,000	311,000	0	8/18/2016	CDBG-ED
6	Wilkes	Town of Wilkesboro	2	Tyson Farms	1,900,000	1,900,000	75	8/18/2016	CDBG-ED
7	Davidson	City of Thomasville	2	Whitewood Industries	200,000	200,000	10	10/20/2016	CDBG-ED
8	Chatham	Town of Siler City	3	Mountaire Farms	1,500,000	1,500,000	700	12/15/2016	CDBG-ED
9	Mitchell	Town of Spruce Pine	2	PRC Industries	100,000	100,000	235	12/15/2016	CDBG-ED
10	Rutherford	Town of Forest City	1	Everest Textile	1,500,000	1,500,000	307	12/15/2016	CDBG-ED
11	Ashe	Town of West Jefferson	1	Mountain Outfitters, LLC	349,410	349,410	N/A	2/16/2017	CDBG-ED
12	Beaufort	City of Washington	1	New Vision Partners, LLC	500,000	500,000	N/A	2/16/2017	CDBG-ED
13	Franklin	Town of Louisburg	2	DLP Maria Parham	750,000	750,000	63	2/16/2017	CDBG-ED
14	Randolph	Town of Liberty	2	Pilgrim's Pride	400,000	400,000	15	2/16/2017	CDBG-ED
15	Scotland	Scotland County	1	Mountaire Farms (Project Eat)	1,350,000	1,350,000	65	2/16/2017	CDBG-ED
16	Surry	Town of Elkin	2	Salem Appraisal Services, LLC/Southern on Main	300,000	300,000	N/A	2/16/2017	CDBG-ED
17	Burke	Town of Valdese	2	N/A	500,000	500,000	N/A	4/20/2017	CDBG-ED
18	Cleveland	City of Shelby	2	Clearwater Paper Corporation	3,000,000	3,000,000	180	4/20/2017	CDBG-ED
19	Edgecombe	Edgecombe County	1	N/A	367,000	367,000	N/A	4/20/2017	CDBG-ED
20	Johnston	Town of Selma	3	Selma Precision Technologies	750,000	750,000	38	4/20/2017	CDBG-ED
21	Martin	Town of Robersonville	1	Curlz & Dots Monogramming	350,000	150,000	N/A	4/20/2017	CDBG-ED
22	Martin	Martin County	1	Weitron	620,000	620,000	31	4/20/2017	CDBG-ED
23	Alexander	Alexander County	2	Borealis Compounds	740,000	740,000	37	6/22/2017	CDBG-ED
24	Davidson	City of Lexington	2	Goose and the Monkey	240,000	240,000	12	6/22/2017	CDBG-ED
25	Henderson	City of Hendersonville	3	The Grey	500,000	500,000	N/A	6/22/2017	CDBG-ED
26	Pitt	Town of Ayden	1	Serious Business dba A Quilt Lizzy	500,000	500,000	N/A	6/22/2017	CDBG-ED
27	Rockingham	City of Reidsville	2	Lucky City Brewing	275,000	275,000	N/A	6/22/2017	CDBG-ED
TOTAL					20,082,410	19,882,410	1872		

### IDF-Utility Account Program

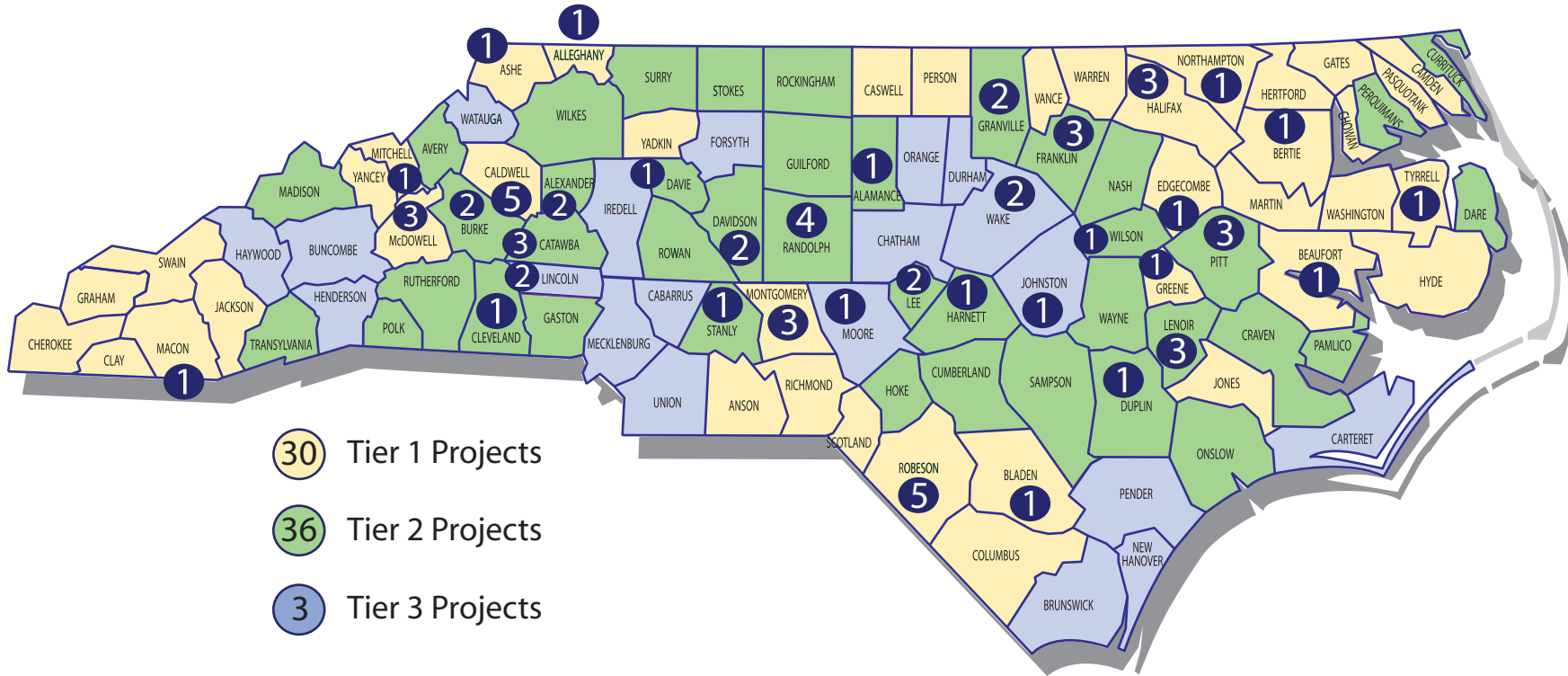
	County	Applicant	Tier	Project Business	Requested Amt.	Award Amount	Jobs	Award Date	Program
1	Beaufort	Beaufort County	1	Hysucat USA	337,000	337,000	10	12/15/2016	Utility
2	Catawba	City of Claremont	2	Substance, Inc.	28,189	28,189	N/A	10/20/2016	Utility
3	Cleveland	City of Shelby	2	Clearwater Paper Corporation*	1,000,000	1,000,000	N/A*	4/20/2017	Utility
4	Craven	Craven County	2	N/A	320,000	320,000	0	8/18/2016	Utility
5	Craven	Craven County	2	N/A	195,000	195,000	N/A	12/15/2016	Utility
6	Edgecombe	Edgecombe County	3	N/A	1,704,700	1,704,700	N/A	3/27/2017	Utility
7	Franklin	Franklin County	4	N/A	1,807,000	1,807,000	N/A	2/2/2017	Utility
8	Gaston	Town of McAdenville	2	Pharr Yarns	1,500,000	750,000	N/A	12/15/2016	Utility
9	Pitt	Pitt County	5	N/A	773,822	773,822	N/A	1/17/2017	Utility
10	Pitt	Pitt County	2	N/A	773,822	773,822	N/A	12/15/2016	Utility
11	Polk	Polk County	2	Looking Glass Creamery	165,000	185,000	8	2/16/2017	Utility
12	Randolph	Randolph County	6	N/A	1,418,000	1,418,000	N/A	3/27/2017	Utility
13	Randolph	City of Trinity	2	Younts Machine Co.	367,500	367,500	15	2/16/2017	Utility
14	Robeson	Robeson County	1	Prestage Farms	1,000,000	1,000,000	0	8/18/2016	Utility
15	Surry	Surry County	2	Weyerhaeuser Company	493,480	493,480	N/A	6/22/2017	Utility
16	Vance	City of Henderson	1	Robco Manufacturing	217,272	217,272	10	4/20/2017	Utility
TOTAL					12,100,785	11,370,785	43		

CUMULATIVE TOTAL 50,463,513 48,351,415 4090

\* Explanation: Project companies who pledged jobs towards projects that received grants from multiple Rural Division programs. These jobs should not be counted twice in our "Proposed Jobs" column and are therefore only counted once in the total.

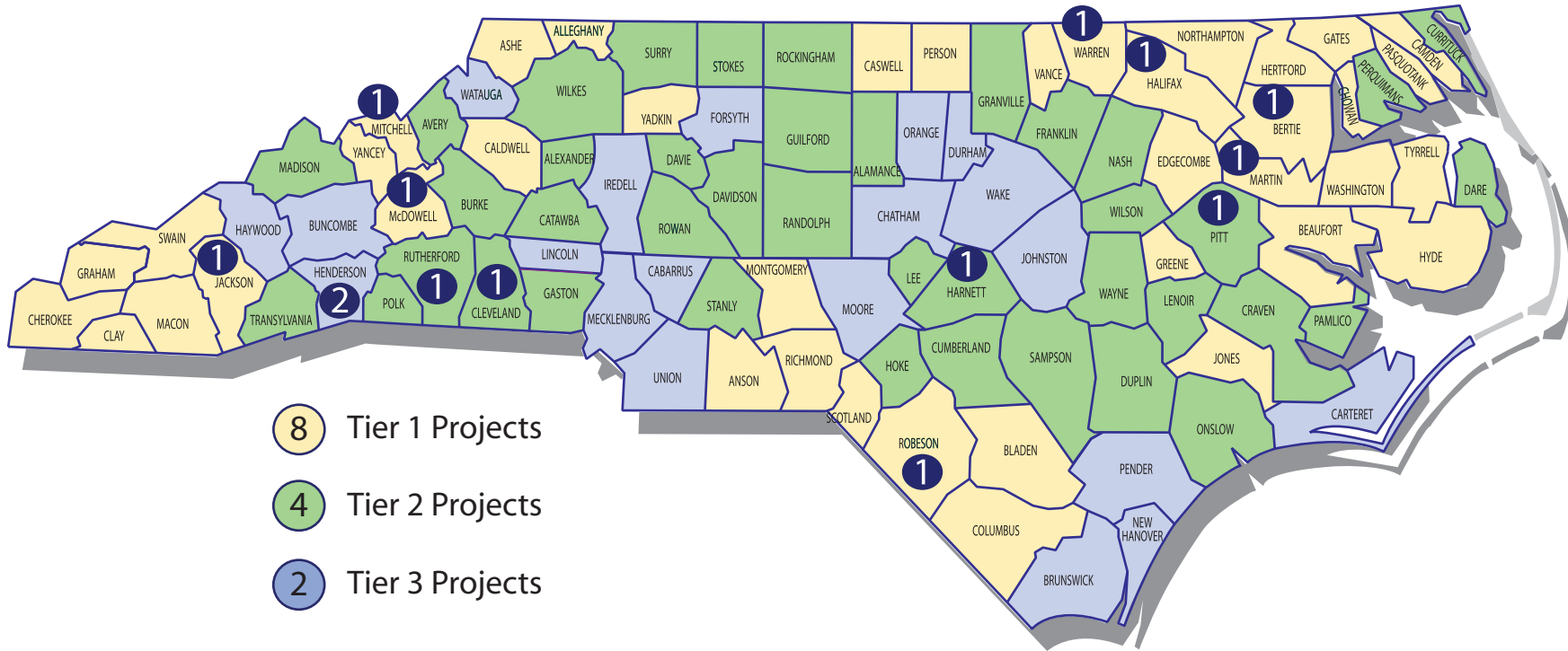
# Building Reuse Program Awards

## Rural Infrastructure Authority



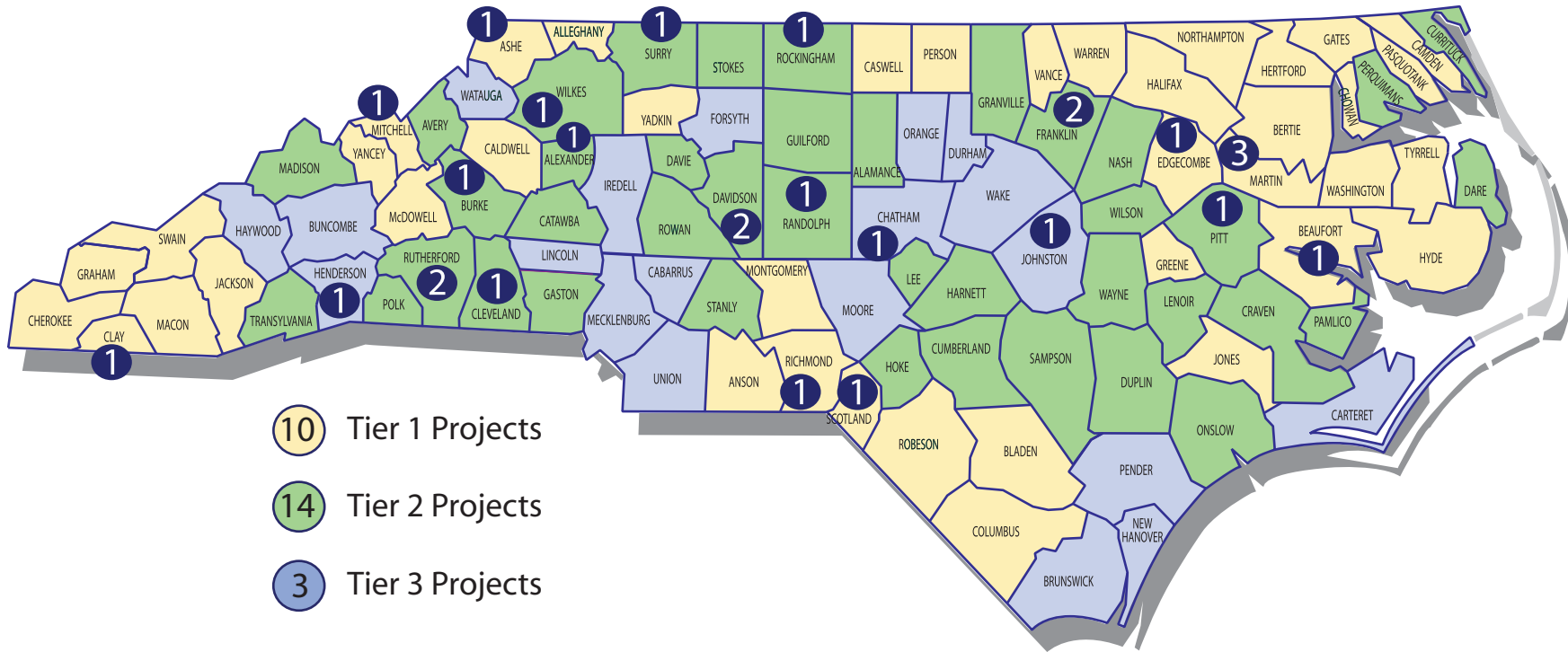
# Economic Infrastructure Program Awards

## Rural Infrastructure Authority



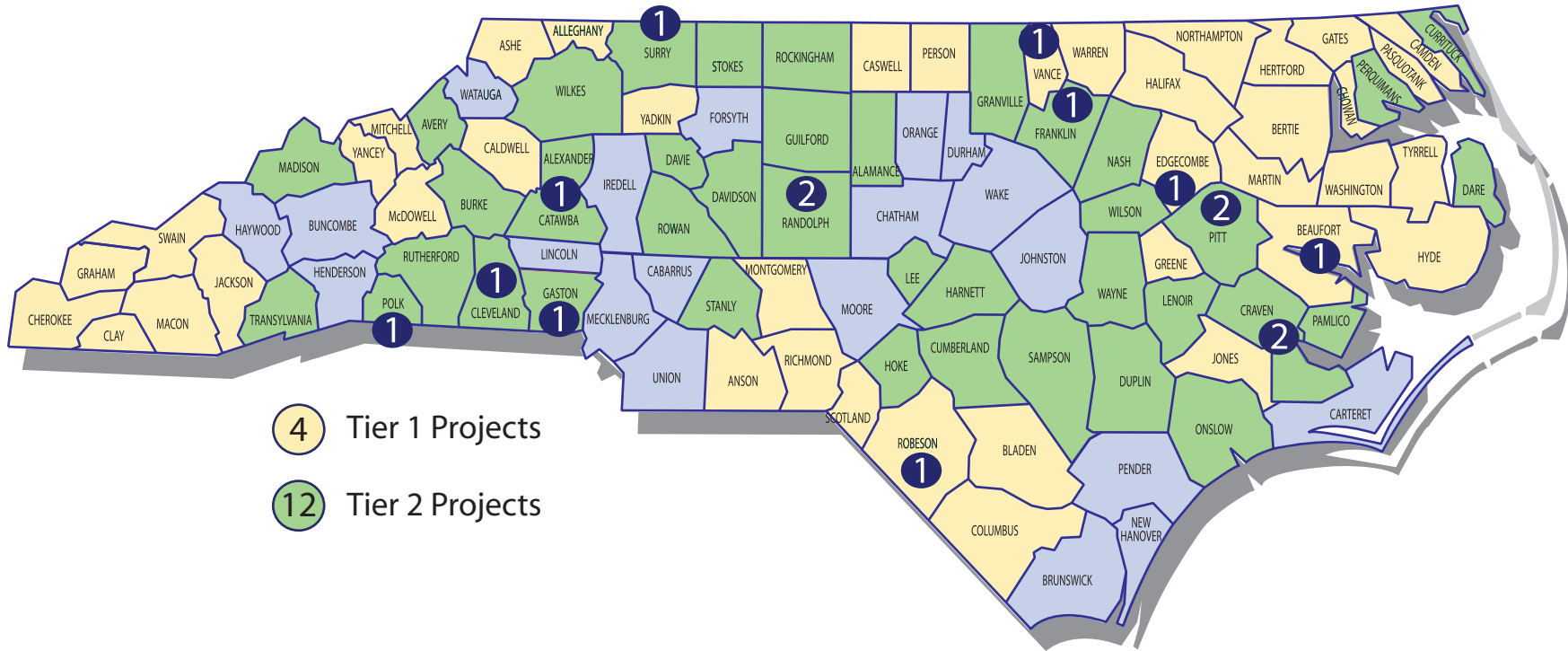
# Community Development Block Grant Awards

## Rural Infrastructure Authority



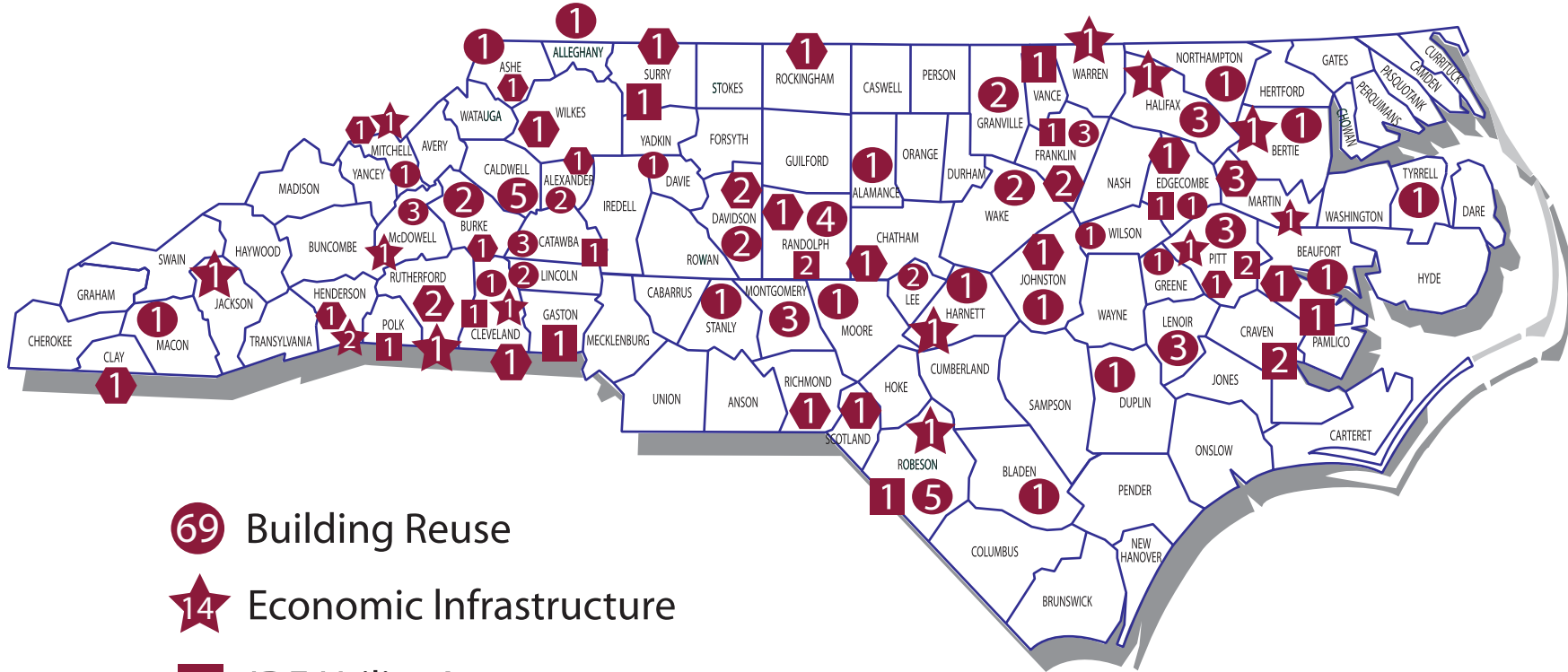
# Industrial Development Fund Awards

## Rural Infrastructure Authority



# RIA Awards

FY 16 - 17



- 69** Building Reuse
- 14** Economic Infrastructure
- 16** IDF Utility Account
- 27** CDBG Economic Development