

**NORTH CAROLINA DEPARTMENT OF COMMERCE**

# **Job Development Investment Grant**

---

## **2017 Annual Report**

Submitted on behalf of the Economic Investment Committee

---

## Table of Contents

I.	Introduction.....	3
II.	JDIG Program Summary.....	3
	Program Process: From Application to Award.....	4
III.	JDIG Applicants and Grantees for CY 2017 .....	6
	Tier.....	6
	Performance Minimums.....	7
	Estimated Economic Impact .....	9
	JDIG Grant Offers Not Accepted .....	9
IV.	General Description of Calendar Year 2017 Grantees .....	10
V.	JDIG Grantee Performance.....	12
	Distribution of Grants .....	13
	Environmental Impact.....	17
VI.	Grantee Profiles for Calendar Year 2017.....	17
	JDIG Grants .....	17
	Utility Account Awards .....	27
VII.	Conclusion .....	315
Attachment A1	Maximum Annual State Liability under JDIG Awards Made in CY 2017	
Attachment A2	Maximum Annual Grant Amount Payable to CY 2017 Grantees	
Attachment A3	Maximum Annual Grant Amount Payable to Utility Account under JDIG Awards Made in CY 2017	
Attachment B	Estimated Lifetime Fiscal and Economic Impacts for Grants awarded in CY 2003-2017	
Attachment C	Certified JDIG Grantee Report Findings for Payments Made in CY 2017	
Attachment D	Withdrawn / Terminated Grants	

## I. Introduction

This report describes CY 2016 performance by existing grantees and CY 2017 new grants under the **Job Development Investment Grant** (“JDIG”) program, pursuant to North Carolina General Statute (“G.S.”) §143B-437.55(c). Information presented includes the number of JDIG applications submitted, a listing of grants awarded and accepted; the results of the Walden cost/benefit analysis (in terms of net state revenue and impact on state gross domestic product); a description of each project awarded a grant in 2017; the term of each grant; the percentage of withholdings used to determine the amount of each grant; job creation, investment, and average annual wage targets; the state’s maximum annual liability under the grants, amounts disbursed to-date under outstanding grants (to companies and to the Utility Account), company performance results under the grants, and eligible withholdings received from grantees.

## II. JDIG Program Summary

The JDIG program, adopted by the General Assembly in the 2001-2002 session, became effective January 2003 and is currently scheduled to sunset on January 1, 2021 (G.S. §143B-437.62). It is a performance-based economic development incentive program that provides annual grant disbursements for a period of up to 12 years, to new and expanding businesses based on a percentage of withholding taxes paid by new employees during each calendar year of a grant. This percentage ranges from 10% to 75% (80% for awards after October 1, 2015 in Tier 1 counties). The grant term can be extended to 20 years for a High Yield project, requiring the company to invest at least \$500 million in private funds and create at least 1,750 eligible positions. The grant term can be extended to 25 years for a transformative project, requiring the company to invest at least \$4 billion in private funds and create at least 5,000 eligible positions. High Yield and Transformative projects may be eligible to receive an enhanced percentage, up to 100% of withholdings of eligible positions, when meeting all the terms of their grant agreement.

Grants are made to qualifying companies by the North Carolina Economic Investment Committee (the “EIC”), subject to caps set by the General Assembly on future grant year liability. The EIC consists of five members: the Secretary of Commerce, the Secretary of Revenue, the State Budget Director, and one appointee by each house of the legislature. When deciding whether to award a grant and the appropriate amount and term of a grant, the EIC considers both economic and fiscal impacts. It conducts an extensive review and analysis of applications submitted by proposed grantees, considering factors enumerated in the JDIG statute and the Criteria for Operation and Implementation of Job Development Investment Grant Program (“Criteria”), adopted pursuant to G. S. §143B-437.52 and 54(d), which govern program administration. The EIC determines how a proposed project benefits the state, and, in particular, whether the fiscal benefits of the project, as measured by estimated tax revenues to the state, outweigh the total General Fund incentive costs to the state. The analysis of state revenue impacts is conducted using an economic model developed by Dr. Michael Walden of North Carolina State University, which has been regularly updated since the first version in 2002.<sup>1</sup> Based on industry data, accepted economic impact modeling techniques,

---

<sup>1</sup> Walden, Michael. A Model to Estimate the Economic Impacts of Business Location in North Carolina: Version 4. Developed for the NC Department of Commerce. December 2015 (with updates provided regularly).

and information in JDIG applications, the model estimates income and employment effects (direct, indirect, and induced), calculates expected effects on state expenditures and revenues, and the likely net effect on revenue to the state's General Fund. The Walden model includes all state incentives expected to be provided from the General Fund, known at the time of application, in its calculation of net state fiscal cost.

The statutory cap on the number of awards the EIC can make was eliminated in July 2012 (prior to that the number was capped at 25); however, the total future annual liability for all grants awarded in any single calendar year is capped at \$20 million a year. For years when a grant for a high-yield project is awarded, where a private business invests at least \$500 million and creates at least 1,750 jobs, the cap is increased to \$35 million. The maximum annual liability limit does not apply to transformative projects, where a private business invests at least \$4 billion and creates at least 5,000 jobs. Regardless of the stated liabilities under grants awarded, many companies' performance does not result in eligibility for the full annual amount possible under their respective agreements. The maximum payments for grants awarded during CY 2003-2017 will be less than the maximum theoretically possible. For example, payments were made for 84% of total liability for grantees with certified performance for CY 2016 (not counting terminated or withdrawn grantees).<sup>2</sup> Each grant agreement specifies the maximum amount for which a company is eligible in each of its grant years. The state's maximum annual liability for grants made in 2017 is included in Attachment A1, with the maximum liability to the grantee in Attachment A2, and the maximum liability to the Utility Account in Attachment A3. The Utility Account receives 25% of the value of every grant payment earned by companies for projects located in Tier 3 counties and 10% of the value of every grant payment earned by companies for projects located in Tier 2 counties. House Bill 117 changed the tier 2 county percentage from 15% to 10% as of October 1, 2015. Funds in the Utility Account are made available for infrastructure projects in North Carolina's more distressed counties.

### ***Program Process: From Application to Award***

Project Managers at the Economic Development Partnership of North Carolina ("EDPNC") help companies understand the benefits and advantages of a North Carolina location compared to other states being considered for a project. All companies considered for a JDIG must first meet the minimum eligibility requirements described in G.S. 143B-437.53. If the company is a good candidate for a JDIG award, the EDP refers the project to the Department of Commerce ("Commerce") senior staff for consideration. In the fall of 2013, the EIC adopted a pricing model that sets the preliminary JDIG offer based on a prospective grantee's location, job count, average salary, investment, and industry. If a potential project's parameters fall outside of the guidelines specified by the pricing model, the project may not move forward without specific approval by the EIC to deviate from the pricing model. Projects whose parameters fall within the model's guidelines do not require preliminary EIC approval before receiving a proposal and beginning the application process. Once the company is ready to proceed with an application, Commerce

---

<sup>2</sup> Note that this calculation considers both payments to companies and to the Utility Account. Additionally, several companies who participated in the program in 2016 and filed reports have not yet been paid and/or have not yet received the required certifications of their annual performance reports; neither liability based on their grants nor possible payments to them are included in this calculation.

Finance staff informs the company of program requirements and begins the data collection process. The company then submits a draft application for review by Commerce staff, who works with the company to complete an accurate final application. During the application process, the company is required to submit the following:

- CPA-prepared financial statements
- Employment profile & average annual wage for the proposed project
- Information on company's existing North Carolina jobs and activity
- Worker benefits, including health insurance and training
- Investment schedule
- Project description
- Information on the competitive nature of the project
- Information on corporate governance
- Company organization and activity information
- Application fee of \$10,000 (application fees were raised from \$5,000 in 2013)

An applicant is also asked to describe any anticipated environmental issues, anticipated impact of the project on public infrastructure, and information about compliance with laws and regulations. This is in addition to the extensive OSHA, environmental, and tax compliance checks and the cost-benefit analysis conducted by Commerce. An Economic Impact Analysis using the Walden Model estimates the expected net state revenue of a project. As with any model, the results depend on the model's assumptions, many of which are subject to uncertainty. Best practice in impact analysis dictates the adoption of the most conservative probable assumptions in order to avoid over-estimation of any positive benefits attributable to a given project.

The JDIG statute requires the EIC to find, based on the modeled estimates, that a proposed JDIG project's benefits to the state outweigh its costs to the state. The Walden Model measures this by estimating tax revenues. The EIC seeks to identify and select projects that are the most beneficial to the state after considering a number of different evaluation factors. Project application materials and the results of staff analysis are provided to the EIC and considered in one or more closed sessions. The EIC then chooses whether to propose terms it considers appropriate for a given project, and a term sheet is provided to the company. The term sheet outlines the structure and proposed terms of the grant and the conditions necessary to fulfill the grant requirements. If the company accepts the terms in writing and commits to locate the project in North Carolina, subject to the award of the grant, an open meeting is held by the EIC to award the grant, and a Community Economic Development Agreement ("CEDA") is executed. Grantees are required to submit performance reports by March 1<sup>st</sup> of each year following the end of a calendar year during the grant term, along with a reporting fee of the greater of \$2,500 or 0.03% of an amount equal to the grant less the maximum amount to be transferred to the Utility Account.<sup>3</sup> These reports allow Commerce and the EIC to assess grant performance and eligibility for disbursement. The actual disbursement amount for which the company is eligible is determined from Commerce's analysis

---

<sup>3</sup> The fee was changed from \$1,500 as of August 1<sup>st</sup>, 2013.

of the annual performance reports. The Department of Revenue certifies the company's reported withholdings and the absence of overdue tax debts. All disbursements must be approved by the EIC before actual payment.

### **III. JDIG Applicants and Grantees for CY 2017**

During CY 2017, the EIC awarded 24 grants.<sup>4</sup> One grant was awarded but not accepted by the grantee, Alevo Manufacturing, Inc. This grant is noted with an asterisk in the tables below. Table 1 lists the details for each grant award. Roman numerals following the grantee name indicate the number of JDIG grants received by the grantee since the program's inception.

#### ***Tier***

Of the CY 2017 grants, three were awarded to projects locating in a tier 1 county, nine were awarded to projects locating in a tier 2 county, and twelve grants went to companies locating in a tier 3 county. Not including the one grantee that did not accept their grant, these companies could contribute a maximum amount of approximately \$39.2 million to the Utility Account over the life of the grants. The funds in the Utility Account are to be used in tier 1 and 2 counties as more fully set forth below in the "Distribution of Grants" section on p 12.

---

<sup>4</sup> It should be noted that EDPNC Project Managers interact with many more business prospects, but only those businesses that are likely to be good candidates for a grant award are encouraged to apply, as the \$10,000 application fee is non-refundable. If not a good candidate, developers work with companies to find other assistance to support locating their project in the state. Twenty-eight applications were received in 2017. A total of 24 grants were awarded in 2017. One of the grantees did not accept their grant award and is not included in the totals on Table 1 and 2.

**Table 1. CY 2017 Grantee Terms and Award Amounts**

Grantee Name	County(ies)	Tier	Number of Grant Years	1st Year of Eligibility	Withholding	Amount to Company	Amount to Utility Act	Total Award Liability
Credit Suisse Securities (USA) LLC (III)	Wake, Durham	3	12	2019	75%	\$40,236,000	\$13,412,000	\$53,648,000
Infosys Limited (d/b/a Infosys Limited of India)	Wake	3	12	2018	50%	\$22,387,500	\$7,462,500	\$29,850,000
Allstate Insurance Company	Mecklenburg	3	12	2018	44%	\$17,862,000	\$5,954,000	\$23,816,000
Triangle Tyre (USA) Technologies LLC	Edgecombe	1	12	2021	80%	\$20,126,000	\$0	\$20,126,000
AXA Equitable Life Insurance Company	Mecklenburg	3	10	2019	55%	\$11,824,500	\$3,941,500	\$15,766,000
Fresenius Kabi USA, LLC	Wilson	2	12	2019	75%	\$7,229,700	\$803,300	\$8,033,000
EGGER Wood Products LLC	Davidson	2	12	2020	75%	\$5,368,500	\$596,500	\$5,965,000
Albemarle Corporation II	Cleveland	2	12	2018	69%	\$4,313,700	\$479,300	\$4,793,000
ABC Phones of North Carolina, Inc. (D/B/A A Wireless)	Wake	3	12	2018	41%	\$3,345,750	\$1,115,250	\$4,461,000
Coming Incorporated (Excalibur)	Durham	3	12	2020	35%	\$3,215,250	\$1,071,750	\$4,287,000
NN, Inc.	Mecklenburg	3	12	2018	30%	\$2,766,000	\$922,000	\$3,688,000
Alevo Manufacturing, Inc.*	Cabarrus	3	12	2017	50%	\$2,638,500	\$879,500	\$3,518,000
Mako Medical Laboratories LLC	Vance	1	12	2019	75%	\$3,161,000	\$0	\$3,161,000
Cleanwater Paper Corporation II	Cleveland	2	12	2018	75%	\$2,635,200	\$292,800	\$2,928,000
Coming Optical Communications LLC (Cable II)	Catawba	2	12	2018	42%	\$2,613,600	\$290,400	\$2,904,000
Coming Incorporated (Fiber)	Cabarrus	3	12	2018	42%	\$2,124,000	\$708,000	\$2,832,000
Conduent Business Services, LLC	Wake	3	12	2018	27%	\$2,104,500	\$701,500	\$2,806,000
Fibertex Personal Care Corporation	Randolph	2	12	2019	75%	\$1,966,500	\$218,500	\$2,185,000
Continental Automotive Systems, Inc. (Burke)	Burke	2	12	2019	59%	\$1,604,700	\$178,300	\$1,783,000
Trilliant Networks, Inc.	Wake	3	12	2017	24%	\$1,329,000	\$443,000	\$1,772,000
Dhollandia MFG, LLC	Gaston	2	12	2019	50%	\$1,461,600	\$162,400	\$1,624,000
Sunrise Global Marketing LLC	Burke	2	12	2018	51%	\$1,377,000	\$153,000	\$1,530,000
Tristone Flowtech USA Inc.	Iredell	3	12	2019	30%	\$1,008,000	\$336,000	\$1,344,000
Coming Incorporated (Agate)	Edgecombe	1	12	2020	65%	\$1,236,000	\$0	\$1,236,000
Total *						\$161,296,000	\$39,242,000	\$200,538,000

\* Withdrew from program prior to signing CEDA; not included in Total

## Performance Minimums

Each grantee agrees to a set of performance requirements for job creation and average annual wages to be paid during each year of the grant; many grantees also have investment requirements. Grantees with existing employees in North Carolina are typically required to retain these positions before being given credit for new positions. A grantee's actual performance determines the grant payment it receives each year. The payment can never be more than the maximum annual state liability stated in each company's grant agreement for that year.

Active CY 2017 grantees, without including the one grant that did not accept their award, are expected to create 10,710 direct jobs and are required to retain 10,276 jobs over their grant terms. Grantees are also anticipated to invest \$2.1 billion in buildings and fixtures, infrastructure, or machinery and equipment and other tangible personal property at the project site. Table 2 outlines the target number of jobs, jobs to be retained, target average annual wage, and investment for each 2017 grantee.<sup>5</sup> Anticipated job effects are reported at full employment for each project. A

<sup>5</sup> The target numbers are based on the company's projections in its application. "Target average annual wage" is typically based on the lowest cumulative average wage the company expects to pay during a project's base period. As noted later in the text, the EIC often reduces these numbers by 10% to establish the minimum performance level required for a grantee to maintain compliance. \* Grantees that did not accept their award and are not included in the total amounts.



company's annual compliance is measured using a weighted average of a company's compliance with job creation, average wages, and investment minimums.<sup>6</sup>

**Table 2: CY 2017 Grantee Jobs, Wages and Investment**

Grantee Name	Target Jobs	Jobs to be Retained	Target Average Annual Wage	Target Investment
Allstate Insurance Company	2,250	1,892	\$46,813	\$22,625,000
Infosys Limited (d/b/a Infosys Limited of India)	2,000	1,162	\$72,146	\$8,730,000
Credit Suisse Securities (USA) LLC (III)	1,200	1,499	\$100,304	\$70,500,000
Triangle Tyre (USA) Technologies LLC	800	-	\$56,450	\$579,852,000
AXA Equitable Life Insurance Company	550	618	\$109,225	\$18,000,000
Fresenius Kabi USA, LLC	445	129	\$50,225	\$150,000,000
EGGER Wood Products LLC	400	-	\$39,121	\$300,000,000
Corning Incorporated (Excalibur)	317	410	\$65,999	\$170,100,000
Tristone Flowtech USA Inc.	302	-	\$34,419	\$23,614,000
ABC Phones of North Carolina, Inc. (D/B/A A Wireless)	250	128	\$93,700	\$4,950,000
Corning Optical Communications LLC (Cable II)	210	1,448	\$56,963	\$67,000,000
Alevo Manufacturing, Inc.*	202	215	\$62,486	\$251,500,000
Conduent Business Services, LLC	200	-	\$90,133	\$2,700,000
Corning Incorporated (Fiber)	200	1,533	\$58,146	\$109,000,000
NN, Inc.	200	-	\$139,918	\$10,021,290
Sunrise Global Marketing LLC	187	-	\$33,010	\$23,225,000
Clearwater Paper Corporation II	180	264	\$40,791	\$330,000,000
Albemarle Corporation II	170	271	\$78,225	\$10,500,000
Continental Automotive Systems, Inc. (Burke)	160	429	\$36,712	\$40,970,694
Mako Medical Laboratories LLC	153	169	\$51,987	\$15,394,643
Dhollandia MFG, LLC	150	-	\$44,173	\$26,000,000
Fibertex Personal Care Corporation	145	-	\$41,207	\$60,000,000
Trilliant Networks, Inc.	130	14	\$105,348	\$1,812,000
Corning Incorporated (Agate)	111	310	\$33,771	\$86,000,000
Total *	10,710	10,276	\$66,130	\$2,130,994,627

\* Withdrew from program prior to signing CEDA; Not included in Total

Attachment B provides historical and CY 2017 direct job creation requirements (specifically, the number of jobs to be created when the project has completed its job ramp up period, known as the "base period"). Grantees that have withdrawn or terminated from the program are not included in Attachment B. The minimum required job creation in order to avoid default is typically 90% of the target number of direct jobs, allowing flexibility for fluctuations and attrition, although sometimes the minimum is set at 95% or 100%, usually if projected job numbers are small or wages are relatively low compared to the county average. Typically, there is a lag between the

<sup>6</sup> For companies that have a target investment less than \$5,000,000, there is no investment requirement as part of a grant award.



time an award is made and the actual commencement of new project operations and hiring of permanent staff on which the grant is based. Many projects invest substantial time and money in construction, plant renovation, and equipment. As a result, many JDIG grantees do not create many positions in the year in which they are awarded a grant, and sometimes not for several years.

### ***Estimated Economic Impact***

The 10,710 new direct jobs associated with active CY 2017 projects, without including the one grant that did not accept their award, affect other sectors by increasing demand for goods and services by businesses and households. These indirect and induced (multiplier) effects are estimated to add 19,249 jobs, for a total estimated employment impact of 29,959 jobs. State Gross Domestic Product is expected to increase by \$22 billion over the life of active CY 2017 grants. The projects are expected to provide a net fiscal benefit to the state of approximately \$229 million during their grant terms. A complete listing of estimated economic impacts for all active and “closed” JDIG projects is presented in Attachment B.<sup>7</sup>

**Table 3. Comparison of CY 2017 Grantees to CY 2016 Grantees**

JDIG Grantees	Total Grant Award Liability	Expected Jobs	Jobs Retained	Expected Investment	Indirect and Induced Jobs	Total Jobs	Estimated NC GDP Impact (millions)	Estimated Net State Revenue Impact (millions)
Total CY 2016 *	\$69,929,000	4,687	8,735	\$815,555,469	8,775	13,462	\$13,312	\$307
Total CY 2017 *	\$200,538,000	10,710	10,276	\$2,130,994,627	19,249	29,959	\$21,745	\$229
Percentage Change:	187%	129%	18%	161%	119%	123%	63%	-25%

\* Does not include withdrawn awards

### ***JDIG Grant Offers Not Accepted***

EDPNC Project Managers interact with many business prospects, but only those businesses that are likely to be good candidates for a grant award are encouraged to apply, as the \$10,000 application fee is non-refundable. If the project is not a good JDIG candidate, developers work with companies to find other assistance to support locating their project in the state. In total, 28 JDIG applications were received in 2017 and 24 grants were awarded. Two companies did not proceed with their grant application and the other two are expected to be awarded in 2018. One of the 2017 grantees did not accept their award, resulting in 23 active 2017 grants. There were twenty projects in CY 2017 that were estimated for a JDIG proposal, but were ultimately not pursued by the company. The total proposed JDIG funding for these projects was estimated at \$357 million. A summary of this information by tier is presented in Table 4.

<sup>7</sup> “Closed” refers to grantees that have completed their JDIG terms. It does not include “terminated” or “withdrawn” grantees. There are ten closed grants – a 2003 grant to General Electric Company, a 2003 grant to Albaad USA, Inc., a 2004 grant to Cellco Partnership d/b/a Verizon Wireless, a 2004 grant to TWC Administration LLC, a 2004 grant to Cree, Inc., a 2004 grant to Net App, Inc., a 2004 grant to Pactiv LLC (fka Prairie Packaging, Inc.), a 2004 grant to Credit Suisse Securities (USA) LLC, a 2004 grant to Altec Industries, Inc., and a 2007 grant to Pharmaceutical Research Associates, Inc..

**Table 4. CY 2017 JDIG Grant Offers Not Accepted**

<b>Tier</b>	<b>Number of Proposed JDIG Grants</b>	<b>JDIG Amount Proposed</b>
1	1	\$4,200,000
2	6	\$247,616,600
3	13	\$104,769,904
<b>Total</b>	<b>20</b>	<b>\$356,586,504</b>

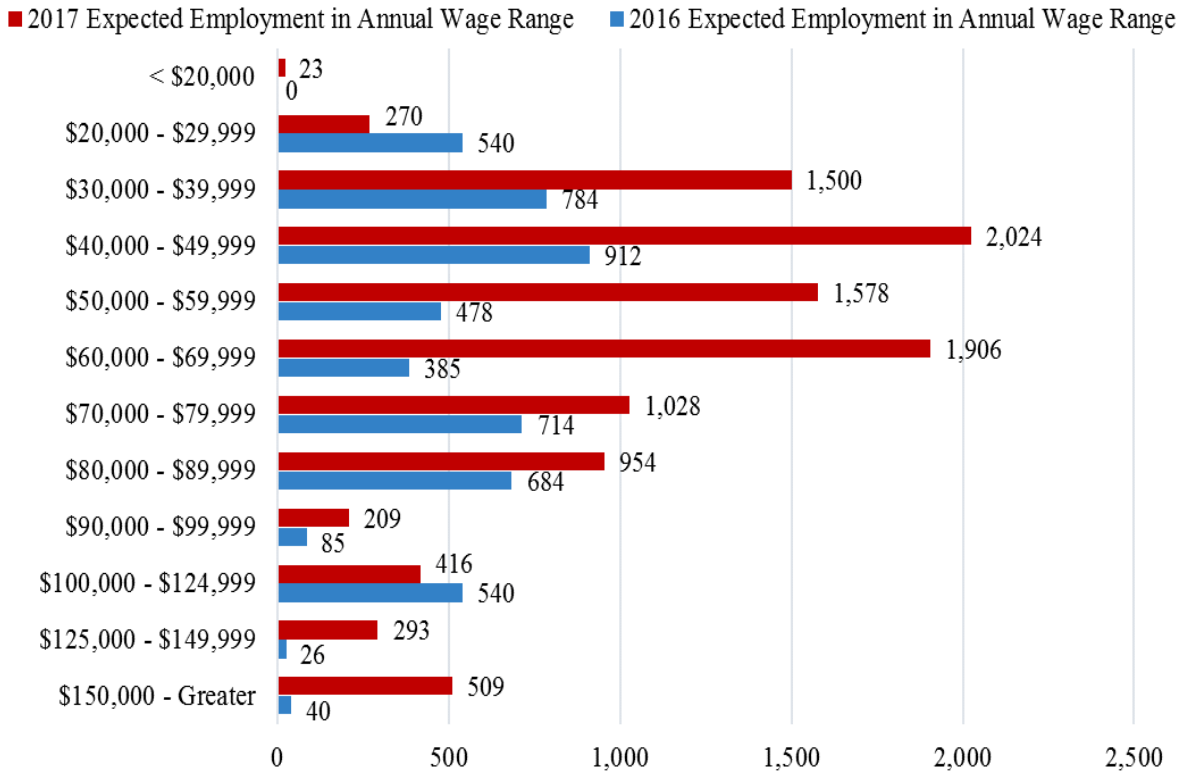
#### **IV. General Description of Calendar Year 2017 Grantees**

A project's strategic importance to the state, region and locality is considered in the EIC's grant decision-making process. Many companies offer employment, generous benefits, and long-term competitive potential. Projects also provide new employment opportunities for unemployed members of the labor force with project-relevant skills.

The industrial sectors of the projects are examined by the EIC to ensure that a project fits with the strategic plans of the state and its region. CY 2017 projects include sectors such as headquarters, computer programming services, biotechnology, financial services and manufacturing, among others. These projects require labor at a variety of skill levels and types -- lower-skilled assembly trades, high-skilled manufacturing production, and knowledge-intensive consumer and business services.

For all projects awarded and accepted in CY 2017, the target average annual wage of all employees is \$66,130. The CY 2017 target average annual wage at full employment is below CY 2016 grantees' target average annual wage of \$60,313. Table 5 compares the expected wage levels of CY 2017 grantees and CY 2016 grantees, along with the number of employees within certain wage ranges.

**Table 5. Expected Jobs by Wage Increments: CY 2017 and CY 2016 Grantees**



It is expected that 64% of CY 2017 project employees will earn over \$50,000 dollars annually vs. 57% in CY 2016. Wage information does not include some elements of employee compensation, such as health insurance, stock options, and other benefits. For all grants made, the company is required to pay at least 50% of employee health insurance premiums, although many pay more.

JDIG is the state’s flagship program for both retention and expansion of existing North Carolina companies and recruitment of new companies to the state. For existing businesses, a JDIG award not only supports new job creation, but can help protect existing jobs. Table 6 summarizes the estimated job effects and economic effects of 2017 grantees according to three classifications: “Expanding Operations,” “New Operations (Company New to NC),” and “New Operations (Company Existing in NC).” “Expanding Operations” represents companies that were awarded a JDIG for a project that is an expansion of an existing facility or a new facility in the same industrial sector as its existing North Carolina facilities. “New Operations (Company New to NC)” represents companies without a prior presence in North Carolina. “New Operations (Company Existing in NC)” represents companies with a presence in North Carolina, but whose JDIG was awarded for operations in an industrial sector that is different from that of its existing North Carolina facilities. Of the 23 active projects, eleven are “Expanding Operations,” six are “New Operations (Company New to NC),” and six are “New Operations (Company Existing in NC).”<sup>8</sup> The one grantee that did not accept their award was “Expanding Operations.” It should be noted

<sup>8</sup> Industrial sectors are determined by research staff in consultation with applicants.

that with respect to the Grantee Profiles in Section VI, certain companies with existing operations in North Carolina have requirements that they retain the number of positions that exist at the time of their JDIG applications before counting any new jobs as eligible for grant payments, while other companies with existing operations do not have this requirement. The JDIG statute limits grant payments to jobs filled by employees that represent a net increase in the number of the company's employees statewide. Exemptions can be made if the EIC finds that: the increase or maintenance of employment may be measured at the level of a division or other operating unit of a business (a "Division Level Finding"), rather than at the business level; this is necessary in order to secure the project to the state; and the agreement includes terms to ensure that the business does not transfer existing positions to the project. This might be done where a company has distinct and separate operations and lines of business under different management structures. An example of a case where a division level finding may be implemented would be a company with a large number of retail facilities that is seeking to locate a new headquarters operation for its national operations, in which case the decision is unrelated to decisions about retail site location. Table 6 shown below does not include the one 2017 grantee that did not accept their award.

**Table 6. Comparison of New Operations to Existing Operations, CY 2017**

2017 Grantees	Total Number of Grant Awards	Total Grant Award Liability	% of Total Grant Award Liability	Expected Jobs	Expected Investment	% of Total Investment	Indirect and Induced Jobs	Total Jobs	% of Total Jobs	Estimated NC GDP Impact (millions)
New Operations (Company New to NC)	6	\$34,932,000	17%	1,997	\$999,487,290	47%	3,056	5,053	17%	\$4,832,781,130
New Operations (Company Existing in NC)	6	42,787,000	21%	2,958	\$192,605,000	9%	3,567	6,525	22%	\$5,057,034,529
Expanding Operations	11	122,819,000	61%	5,755	\$938,902,337	44%	12,626	18,381	61%	\$11,855,412,243

## V. JDIG Grantee Performance

This section examines actual results of active JDIG grantees since the program's inception. As of the end of 2017, there were 77 companies participating in the program whose 2016 performance results have been certified.<sup>9</sup> For analysis purposes, the companies are typically considered 'reporting grantees'. This nomenclature describes the subset of companies that have been awarded a grant, created new jobs, and have reported activity for calendar year 2016 to Commerce that has been certified by the Department of Revenue, and are eligible for grant payments. Companies are required to provide the EIC with detailed annual reports during each calendar year in which they are eligible for grant payments. The reports document company compliance with performance requirements of their respective CEDAs. The companies must provide the EIC with information on the number of eligible jobs created, existing positions retained, wages paid for eligible positions, investment made, certification of employee health insurance, and fulfillment of environmental, tax, and OSHA requirements. Companies forgo a year's grant payments for failure to achieve 80% compliance with the minimum requirements, based on a weighted average of performance factors, and may receive a pro-rated payment for compliance between 80% and less than 100%. If a company fails to achieve 100% of the minimum performance requirement for 3

<sup>9</sup> Actual participants in 2016 may exceed 77, but the exact performance and payments numbers cannot be established until reported results have been certified.

consecutive years during its base period, the company is ineligible for a payment. At certain points of non-compliance, a company may lose its grant entirely.

Attachment C displays the JDIG annual grant performance results that were reported in CY 2017. Most of these reports are based on CY 2016 performance, but some results for prior years' performance are included since they were certified in 2017. In 2017, Commerce and the EIC reviewed, certified, and awarded 87 companies for CY 2014 - CY 2016 grantee performance.

### ***Distribution of Grants***

An important goal of JDIG and other state incentive programs is the geographic distribution of benefits across the state. The JDIG program has two mechanisms to fulfill this goal. First, the Committee takes into account the economic characteristics of counties when awarding grants and setting grant terms. Second, for projects locating in tier 3 or tier 2 counties (relatively less economically distressed counties), a portion of the payment otherwise due to the grantee is instead paid into the Utility Account to fund economic development in more economically-distressed areas, primarily in tier 1 and 2 counties.<sup>10</sup> For projects in tier 3 counties, 25% of the total payment due goes to the Utility Account and for projects in tier 2 counties, 10% of the total payment goes to the Utility Account. House Bill 117 changed the tier 2 county percentage from 15% to 10% as of October 1, 2015. The annual deposits to the Utility Account will increase as more JDIG grants become eligible for disbursements. Projects funded through this account are not directly linked to individual JDIG grants.

The Utility Account assists local governments in tier 1 and tier 2 counties. Program Requirements: Funds may be used for construction or improvements to water, sewer, gas, telecommunications, high-speed broadband, transportation infrastructure or electrical utility lines and for equipment for existing or proposed industrial buildings. To be eligible for funding, the infrastructure is required to be on the building site or if not located on the site, directly related to the operation of the specific industrial activity. In CY 2017, sixteen projects were funded by the Utility Account, totaling just over \$13 million. 35% of the funding dollars were awarded to Tier 1 counties. Table 7 lists each project funded by the Utility Account in CY 2017. A detailed description of each project can be found in the "Grantee Profile" section on page 27.

---

<sup>10</sup> Utility Account funds may be used for construction or improvements to water, sewer, gas, telecommunications, high-speed broadband, electrical utility distribution lines or equipment, or transportation infrastructure, for existing or proposed eligible industrial buildings in economically distressed counties. These funds are to be used exclusively in tier 1 and 2 counties with the exception that a maximum of \$100,000 may be used for emergency development assistance to a county experiencing a major economic dislocation. G.S. 143B-437.01.

**Table 7. CY 2017 Utility Account Awards**

County/City-Town (Grantee)	County	Tier	Firm	Award Amount
Edgecombe	Edgecombe	1	Kingsboro Mega Site Infrastructure	\$1,704,700
Scotland	Scotland	1	Scotland Industrial Park	\$1,500,000
Robeson	Robeson	1	Prestage Farms Wastewater Treatment	\$1,000,000
Beaufort	Beaufort	1	Hysucat	\$337,000
Cherokee	Cherokee	1	Aegis Power Systems	\$18,750
Franklin	Franklin	2	Triangle North Franklin Ind. Park	\$1,807,000
Randolph	Randolph	2	Greensboro-Randolph Mega Site	\$1,418,000
Shelby	Cleveland	2	Clearwater Paper Company	\$1,000,000
Claremont	Catawba	2	Prysmian	\$1,000,000
Pitt	Pitt	2	Indigreen Corporate Park	\$773,822
McAdenville	Gaston	2	Pharr Yarns	\$750,000
Catawba	Catawba	2	Park 1764 Business Park	\$671,920
Surry	Surry	2	Weyerhaeuser	\$493,480
Mocksville	Davie	2	Southpoint Business Park	\$377,550
Conover	Catawba	2	Terra Mulch	\$195,000
Polk	Polk	2	Looking Glass Creamery	\$170,625
<b>Total</b>				<b>\$13,217,847</b>

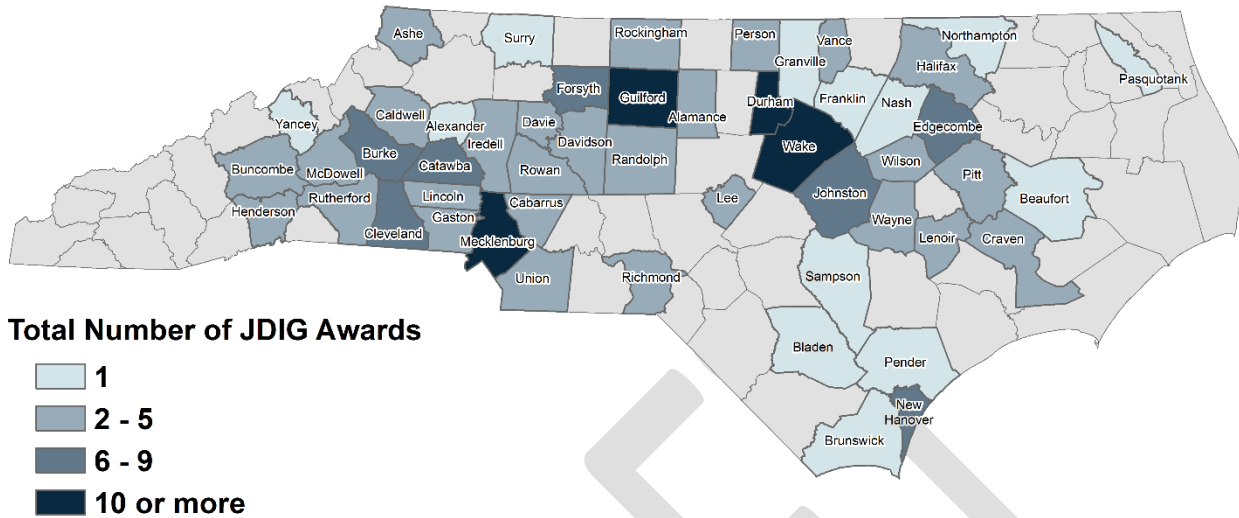
Figure 1 and 2 summarize the distribution of JDIG grants and Utility Account Awards by county since the JDIG program inception in 2003.<sup>11</sup> Figure 3 and 4 summarize the distribution of the amount of JDIG grants and Utility Account awards by county.<sup>12</sup>

<sup>11</sup> All JDIG awards including those terminated. In instances where a project received one grant for locating facilities in multiple counties, each county is shown as receiving one award. For this reason, the total number of grant awards represented on this map is greater than the actual number of grants awarded.

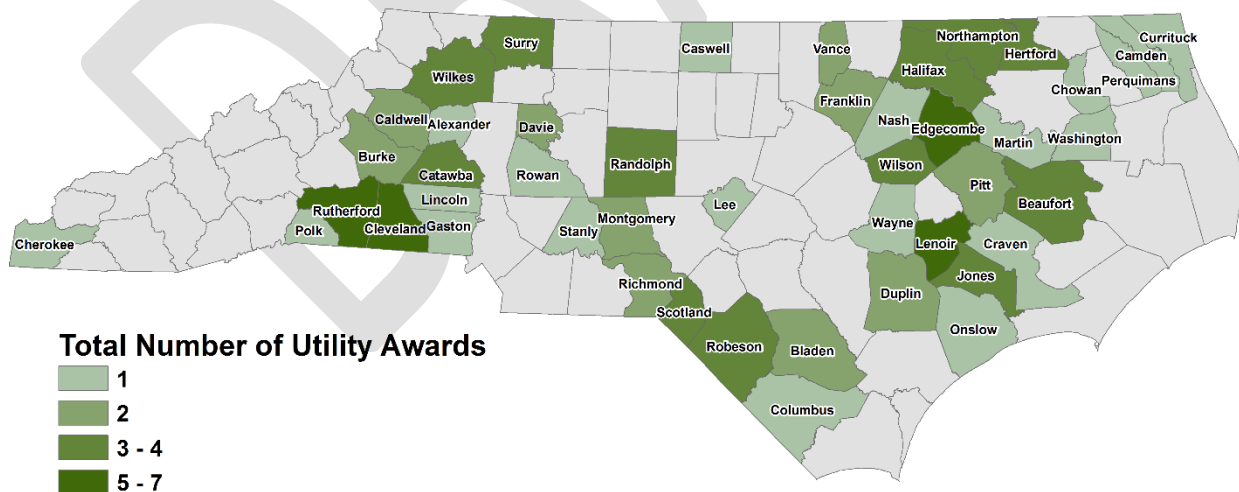
<sup>12</sup> All JDIG awards including those terminated. In instances where a project received one grant for locating facilities in multiple counties, each county is awarded an equal proportion of the total grant.



**Figure 1. Location of JDIG Awards, CY 2003-2017**

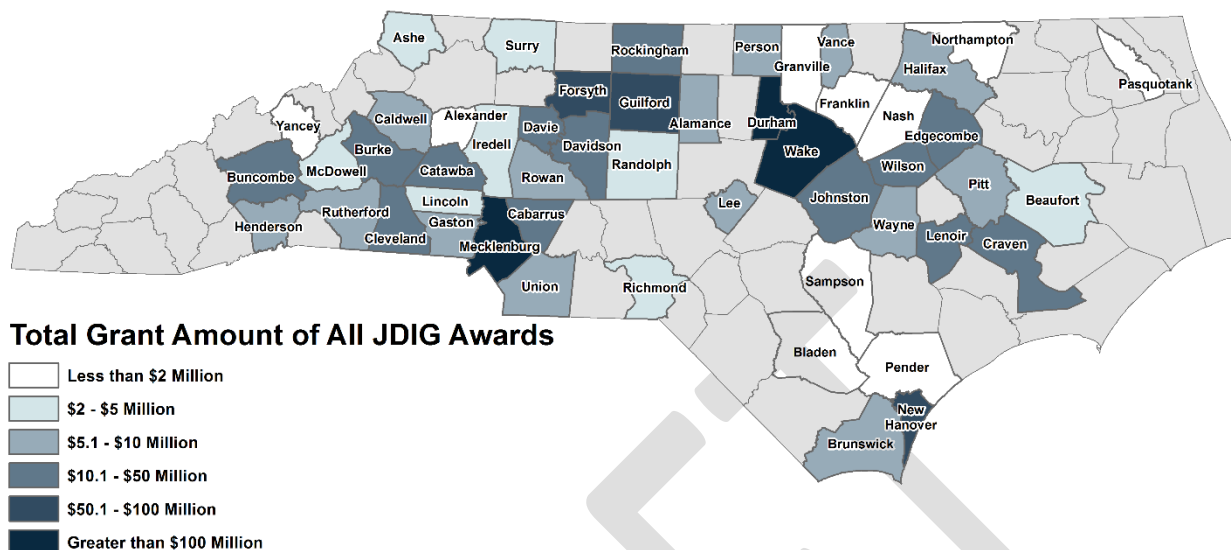


**Figure 2. Location of Utility Account Awards, CY 2006-2017**



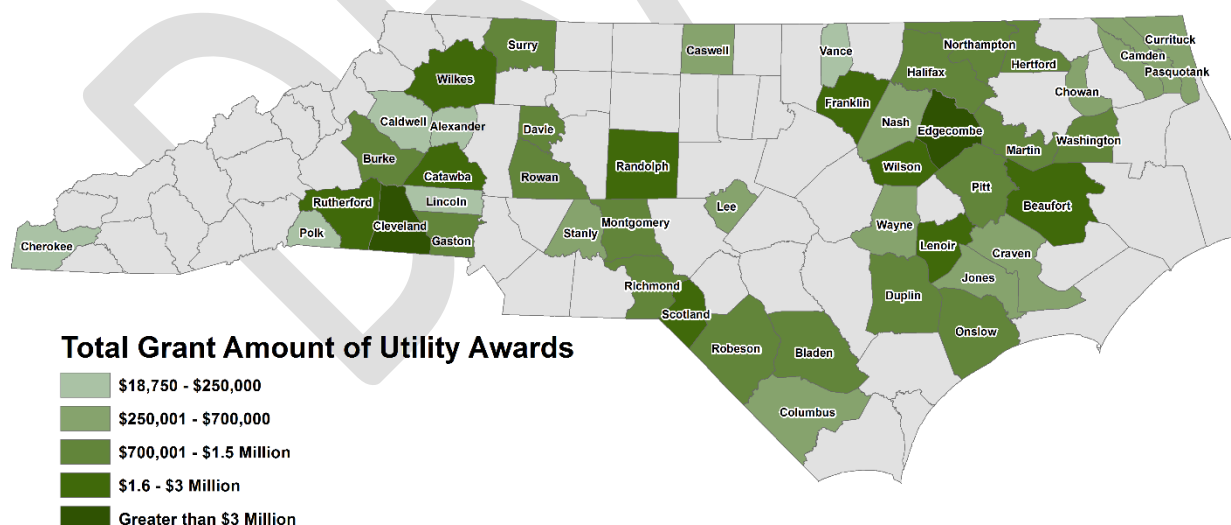


**Figure 3. Location of JDIG Awards by Amount of Grants, CY 2003-2017**



Note: Figure 3 shows the total grant amount of JDIG awards in each county. For projects in tier 3 counties, 25% of the total payment due goes to the Utility Account and for projects in tier 2 counties, 15% of the total payment goes to the Utility Account. House Bill 117 changed the tier 2 county percentage from 15% to 10% as of October 1, 2015. JDIG is a continual funding source for the Utility Account. Individual projects funded from the Utility Account are not directly linked to a specific JDIG Award.

**Figure 4. Location of Utility Account Awards by Amount of Grants, CY 2006-2017**



Note: Figure 4 shows the award amount for projects funded by the Utility Account in each county since the JDIG program began allocating funding to this account. The Utility Account is continually funded by JDIG payments to grants in Tier 2 and Tier 3 counties. Individual projects funded from the Utility Account are not directly linked to a specific JDIG Award.

### ***Environmental Impact***

All JDIG projects are screened for necessary environmental permits and reviewed for potential environmental impacts. Commerce works closely with the Department of Environmental Quality (DEQ) staff during the JDIG review process. Upon receipt of an application, Commerce forwards a copy to the staff environmental consultant, who prepares a memo and a due diligence report for consideration by the EIC. To date, there has been no indication that any existing grantee will experience difficulty obtaining needed permits, nor have there been significant concerns regarding the environmental impacts of existing projects. In addition, all grantees are required to certify they have received all required environmental permits when filing their annual report with the EIC.

## **VI. Grantee Profiles for Calendar Year 2017**

### ***JDIG Grants***

For information regarding the specific job creation, wages, investment and location of these projects please refer to Tables 1 and 2.

#### **ABC Phones of North Carolina, Inc. (“A Wireless”)**

A Wireless is a privately-held company headquartered in both Eden Prairie, MN and Greenville, NC. A Wireless is Verizon’s largest exclusive independent agent by store count.

A Wireless is consolidating its support footprint with a new headquarters and support operation. Key functions in the location will include executive leadership / strategy setting, finance / accounting, marketing / merchandising, human resources / training, IT, real estate, store operations, legal and other administrative functions. If this grant was not made in North Carolina, the company would have moved all existing NC positions out of the State.

Atlanta, GA and Raleigh, NC were the two top markets identified for this project.

For information regarding the specific job creation, wages, investment and location of this project please refer to Tables 1 and 2.

#### **Albemarle Corporation II (“Albemarle”)**

Albemarle is a global specialty chemicals company with leading positions in lithium, bromine, refining catalysts and applied surface treatments. Albemarle partners with companies from energy and communications to transportation and electronics.

With this project, Albemarle is growing its engineering services and operations center by investing in key business functions.

In addition to North Carolina, the company considered locating this project in Louisiana.

For information regarding the specific job creation, wages, investment and location of this project please refer to Tables 1 and 2.

### **Alevo Manufacturing, Inc. (“Alevo”)**

Alevo is a manufacturer of the GridBank energy storage technology, which is an advanced lithium-ion storage system. At the heart of the GridBank is Alevo Battery Technology that brings the first non-flammable, non-combustible lithium-ion battery to the marketplace.

The project expands the company’s current manufacturing capabilities with two additional manufacturing lines that will create the need for significant expansion and hiring of additional employees. Alevo Manufacturing, Inc. will be the manufacturer of GridBanks, energy storage rack systems, and other specialized energy storage products and Alevo USA, Inc. will be the provider of operation and maintenance services to Alevo Manufacturing, Inc.

The company received an offer from a firm in China to provide the entire capital investment necessary to move the operation to Fuyang, China.

Alevo did not sign the JDIG CEDA and therefore is not an active grant.

For information regarding the specific job creation, wages, investment and location of this project please refer to Tables 1 and 2.

### **Allstate Insurance Company (“Allstate”)**

Allstate is the largest publicly-held personal lines property and casualty insurer in the United States, serving more than 16 million households nationwide. Allstate's major business is private passenger auto and homeowner’s insurance, primarily offered through agencies.

This project establishes a designated regional operations center for claims, specialty ops, actuarial services, product underwriting, claims, shared services, customer contact and IT functions.

Several markets were evaluated for part or all of this project including Phoenix, AZ, Boise, ID, Denver, CO, Lincoln, NE, Irving, TX, Philadelphia, PA, and Charlotte, NC.

For information regarding the specific job creation, wages, investment and location of this project please refer to Tables 1 and 2.

### **AXA Equitable Life Insurance Company (“AXA”)**

AXA was established in the State of New York in 1859 and is among the largest life insurance companies in the U.S. AXA is part of a diversified financial services organization offering a broad spectrum of insurance, financial advisory and investment management products and services.

This project is a regional headquarters for AXA through the expansion of its existing Charlotte operations. This site has the potential to be the company’s second largest U.S. campus. The project includes positions responsible for information technology, finance, legal, accounting, customer service, human resources and other back office functions.

The primary locations considered for the project were Syracuse, NY, Phoenix, AZ, Charlotte, NC, York County, SC and Lancaster County, SC.

For information regarding the specific job creation, wages, investment and location of this project please refer to Tables 1 and 2.

### **Clearwater Paper Corporation II (“Clearwater”)**

Clearwater is a pulp and paperboard, private label tissue, and wood products company. Due to the large growth potential for its private label tissue, Clearwater is locating a second paper making, converting, and distribution facility in the Southeast.

Clearwater Paper narrowed the site selection for this project to two of its existing locations, Lewiston, ID and Shelby, NC.

For information regarding the specific job creation, wages, investment and location of this project please refer to Tables 1 and 2.

### **Conduent Business Services, LLC (“Conduent”)**

Conduent is a business process services company with leading capabilities in transaction processing, automation and analytics. Conduent was formed in early 2017 when Xerox spun off its entire business process outsourcing. This unit, now Conduent, had been in operation for several years and experienced significant growth.

Conduent explored real estate options to locate the company’s regional corporate management support functions. These jobs are made up of a range of position levels, including management level positions in IT, legal, corporate finance, and human resources.

In addition to North Carolina, Conduent also considered locating this expansion in Lexington, KY or Colorado Springs, CO.

For information regarding the specific job creation, wages, investment and location of this project please refer to Tables 1 and 2.

### **Continental Automotive Systems, Inc. (“Continental”)**

Auburn Hills, MI is the automotive headquarters for all North America operations for Continental. The company is a global leader in technologies that result in an improved and safer drive experience. Continental’s Morganton plant operates within the business unit Vehicle Dynamics, which provides highly advanced braking technology for all vehicle types. It can be used in vehicles ranging from small cars right through to transportation vehicles, and even motorcycles.

The project includes phases of design, construction and readiness. The nature of the jobs include production operators that will be feeding material to the line, assembling components, and also performing various testing as the product moves through the assembly process. The production technicians are skilled workforce able to address mechanical issues with the assembly line, and perform preventative and corrective maintenance as required.

Continental had two locations competing for this project: Morganton, North Carolina and Cuautla, Mexico.

For information regarding the specific job creation, wages, investment and location of this project please refer to Tables 1 and 2.

### **Corning Incorporated (Agate) – (“Corning”)**

Corning is a world leader in the manufacture of specialty glass and ceramics. Corning creates and makes keystone components that enable high-technology systems for consumer electronics, mobile emissions control, telecommunications and life sciences. Corning operates in five reportable segments: Display Technologies, Telecommunications, Environmental Technologies, Specialty Materials and Life Sciences.

Corning’s expansion of distribution capability in Edgecombe required a new facility. This facility will create capacity to support Corning’s Life Science Vessels strategy which is supported by the Corning Pharmaceutical and Corning Life Science divisions.

The two leading candidates for this project were North Carolina and South Carolina.

For information regarding the specific job creation, wages, investment and location of this project please refer to Tables 1 and 2.

### **Corning Incorporated (Excalibur) – (“Corning”)**

Corning is a world leader in the manufacture of specialty glass and ceramics. Corning creates and makes keystone components that enable high-technology systems for consumer electronics, mobile emissions control, telecommunications and life sciences. Corning operates in five reportable segments: Display Technologies, Telecommunications, Environmental Technologies, Specialty Materials and Life Sciences.

This project is the first high volume manufacturing site for Corning’s Valor glass, which represents a disruptive innovation in an established \$4B market for pharmaceutical glass containers. This expansion of the Durham, NC plant creates capacity to support the supply, and distribution needs to support the Corning Life Science Vessels strategy.

The two leading candidates for this project were North Carolina and South Carolina.

For information regarding the specific job creation, wages, investment and location of this project please refer to Tables 1 and 2.

### **Corning Incorporated (Fiber) – (“Corning”)**

Corning is a world leader in the manufacture of specialty glass and ceramics. Corning creates and makes keystone components that enable high-technology systems for consumer electronics, mobile emissions control, telecommunications and life sciences. Corning operates in five reportable segments: Display Technologies, Telecommunications, Environmental Technologies, Specialty Materials and Life Sciences.

This project is a manufacturing expansion involving the existing optical fiber manufacturing facility. Optical fibers are thin strands of glass with two layers of acrylate coating. Optical fibers are used in multiple applications including fiber optic cables, optical connectors and switching devices. This expansion requires installation of additional optical fiber process and support equipment.

Multiple Corning locations were considered, and the two best options for this project are North Carolina and Pune, India.

For information regarding the specific job creation, wages, investment and location of this project please refer to Tables 1 and 2.

### **Corning Optical Communications LLC (Cable II) – (“COC”)**

COC, is a leading manufacturer of fiber optic communications system solutions for voice, data and video network applications worldwide.

This project is a manufacturing expansion project by COC involving the installation of new fiber optic cable manufacturing equipment and support services at an existing, empty facility in the town of Newton, in Catawba County. This effort will require installation of fiber optic cable process and support equipment.

After an analysis of multiple locations, the company found that the two best options for this project were North Carolina and Reynosa, Mexico.

For information regarding the specific job creation, wages, investment and location of this project please refer to Tables 1 and 2.

### **Credit Suisse Securities (USA) LLC (III) – (“Credit Suisse”)**

Credit Suisse AG (“the parent”), is a global wealth manager with specialist investment banking capabilities and a strong presence in its home market of Switzerland. The parent serves its clients through three regionally focused divisions: Swiss Universal Bank, International Wealth Management and Asia Pacific. These regional businesses are supported by two divisions specialized in investment banking capabilities: Global Markets and Investment Banking & Capital Markets. This organizational structure reflects the global nature of the parent, and the strategy for growing core businesses.

While the jobs created by this project cross a wide range of functional activities, all of the activities are in support of the functionality of Credit Suisse, supporting the Investment Banking and Securities related activities of the company.

Credit Suisse considered locating this project primarily in Jersey City, NJ as an alternative to locating project in North Carolina.

### **Dhollandia MFG, LLC (“Dhollandia MFG”)**

Dhollandia, N.V., the ultimate parent to Dhollandia MFG, was founded in 1968 in Belgium and is a premium supplier of tail lifts.

This project focuses primarily on the production of hydraulic lifting equipment and appliances manufacturing. Operations at the facility include the construction of, among other things, lift gates, cantilever lifts, slider lifts, and column lifts.

In addition to North Carolina, Dhollandia considered sites in Rock Hill, SC and Atlanta, GA.



For information regarding the specific job creation, wages, investment and location of this project please refer to Tables 1 and 2.

### **EGGER Wood Products LLC (“Egger”)**

Egger is a full-range supplier for the furniture industry, interior design, wood construction and laminate flooring sectors. The company offers a wide range of products, which is constantly under development to ensure they are of the finest quality and meet current as well as future standards. The project is Egger’s first US-based particle board manufacturing facility.

Five states were initially identified as strategically positioned to provide the company with the most advantageous market access in terms of raw materials, suppliers and customers. These five states were Georgia, North Carolina, South Carolina, Virginia and Wisconsin. Additional research narrowed the list of suitable locations to Georgia, North Carolina and South Carolina

For information regarding the specific job creation, wages, investment and location of this project please refer to Tables 1 and 2.

### **Fibertex Personal Care Corporation (“Fibertex”)**

Fibertex is a manufacturer of spunbond/spunmelt nonwovens for the personal care industry, manufacturing mainly diapers, feminine hygiene and incontinence care products.

This project is Fibertex’s first US-based manufacturing facility. Fibertex considered three finalist locations for this new manufacturing facility. Two suitable sites in South Carolina and one in North Carolina were evaluated.

For information regarding the specific job creation, wages, investment and location of this project please refer to Tables 1 and 2.

### **Fresenius Kabi USA, LLC (“Fresenius Kabi”)**

Fresenius Kabi is a global health care company that focuses on pharmaceuticals and medical devices used to care for critically and chronically ill patients. The company offers a portfolio of injectable drugs and delivery systems used to treat a broad spectrum of patients.

This project entails the construction and operation of a new pharmaceutical manufacturing plant and related warehouse for finished products, plus investment in new equipment at the existing manufacturing plant.

In addition to North Carolina, the company is considered other locations adjacent to company-owned manufacturing plants in Illinois and New York.

For information regarding the specific job creation, wages, investment and location of this project please refer to Tables 1 and 2.

### **Infosys Limited (d/b/a Infosys Limited of India) (“Infosys”)**

Infosys is a global leader in technology services and consulting. The company provides end-to-end business solutions that leverage technology and span the entire software life cycle encompassing consulting, technology, engineering, and outsourcing services. In addition, the company offers software products and platforms

This project is one of the four new technology and innovation hubs Infosys is opening across the country focused on cutting-edge technology areas, including artificial intelligence, machine learning, user experience, emerging digital technologies, cloud, and big data. These four hubs not only have technology and innovation focus areas, but closely serve clients in key industries such as financial services, manufacturing, healthcare, retail, energy and more.

In addition to North Carolina, Infosys was recruited by Texas, Virginia, Connecticut, Maryland Georgia, Ohio and Utah.

For information regarding the specific job creation, wages, investment and location of this project please refer to Tables 1 and 2.

### **Mako Medical Laboratories LLC (“Mako”)**

Mako provides diagnostic lab tests, methodology development and pathological services to physicians, urgent care facilities and hospitals. Recently, Mako was added to several national payer networks with “closed” networks over the last 12 months, including Aetna, Anthem, Humana and United WellCare.

With this project, MAKO is expanding its laboratory operations, warehousing, and courier services. MAKO is building a blood testing laboratory to process human blood samples for physicians and hospitals across the Southeastern United States.

Because of the logistical ability of a laboratory and supply distribution facility to serve its clients' needs in a broad geographic area, MAKO considered sites for this project in North Carolina, South Carolina, Ohio and Louisiana.

For information regarding the specific job creation, wages, investment and location of this project please refer to Tables 1 and 2.

### **NN, Inc. (“NN”)**

NN is a diversified, industrial company that combines advanced engineering and production capabilities with in-depth materials science expertise to design and manufacture high-precision components and assemblies on a global basis. The company provides its customers with raw material sourcing, inventory management, a dedicated team of engineers, and world-class customer service, from project conception to final product.

The project is a consolidation of the company’s current corporate headquarters with three existing business segments and planned future business segments to a centralized location.

NN considered locating the project in Atlanta, GA or Charlotte, NC.

For information regarding the specific job creation, wages, investment and location of this project please refer to Tables 1 and 2.

### **Sunrise Global Marketing LLC**

Sunrise Global Marketing is focused on consumer and commercial outdoor power equipment. Typical products include: lawn trimmers, leaf blowers, chain saws, lawn mowers, snow throwers, etc. Commercial products include: zero turn mowers, wide area walk mowers, backpack blowers, commercial trimmer, etc.

The project is growth and expansion into warehousing and assembly/manufacturing operations. This project moves production from Asia to the Southeastern United States.

In addition to North Carolina, the company considered South Carolina and Virginia.

For information regarding the specific job creation, wages, investment and location of this project please refer to Tables 1 and 2.

### **Triangle Tyre (USA) Technologies LLC (“Triangle”)**

Triangle Tyre Co., Ltd. was founded in 2001 and is headquartered in the Shandong Province of China. The company's core business is R&D and manufacturing as well as global marketing of tires. Triangle has a history of more than 40 years of manufacturing tires, and its product series cover more than 5,000 specifications. Triangle is a professional tire manufacturing enterprise and supplier in China with a full range of tire products and an international brand.

As part of its expansion to the US market, Triangle is co-locating two tire manufacturing operations in two phases. During Phase I of the project, Triangle is developing the land and constructing a passenger vehicle tire manufacturing facility with operations estimated to begin in the second half of 2019 and becoming fully operational in 2020. The second manufacturing facility (Phase II) will produce commercial tires with operations estimated to begin in 2021 and becoming fully operational in 2022.

In addition to North Carolina, the company considered Laurens County, GA for this project.

For information regarding the specific job creation, wages, investment and location of this project please refer to Tables 1 and 2.

#### **Trilliant Networks, Inc. (“Trilliant”)**

Trilliant offers industry leading, integrated, enterprise-wide smart communications platforms for smart grid and smart cities investments. The company offers field-proven, globally compliant, secure, standards-based, multi-technology, open spectrum software and communications solutions.

This project is the central hub of the company with a large base of the finance, HR, legal, commercial operations, product management, and supply chain operations. These functions will support world-wide operations of the company.

Competition for this project was Florida, North Carolina, and Tennessee.

For information regarding the specific job creation, wages, investment and location of this project please refer to Tables 1 and 2.

#### **Tristone Flowtech USA Inc. (“Tristone”)**

Tristone Flowtech Group is headquartered in Frankfurt, Germany and is a full-system provider of engine and battery cooling air change as well as air intake applications to the automotive industry.

The project establishes the company’s first US manufacturing facility.

From an initial process that reviewed 22 site submissions, the company narrowed its search to two finalist locations. In addition to the site in Iredell County, the company considered Spartanburg, SC.

For information regarding the specific job creation, wages, investment and location of this project please refer to Tables 1 and 2.

## ***Utility Account Awards***

### **Edgecombe County – Tier 1**

The Utility Account awarded \$1,704,700 to Edgecombe County in partnership with the Golden Leaf Foundation and the Major Site Development Initiative. The grant provides critical funds for infrastructure improvements to this strategically important industrial park. There is a high level of confidence this investment will pay dividends in the near future and lead to significant job creation and investment.

Subsequent to the Utility Account award, Triangle Tyre announced plans to invest nearly \$580 million and create 800 jobs with a new manufacturing facility on the site.

### **Scotland County – Tier 1**

The proposed project includes the extension of various utilities to several parcels in Laurinburg, North Carolina, near the intersection of US Highway 401 and US Highway 15-501. The overall project goals are to provide a 45-acre Incubator Park, 85-acre undeveloped site, and a 2-acre parcel with adequate utilities needed to market and utilize the sites for industrial development. The proposed extensions will be performed to Laurinburg's existing water, sewer, electric, and fiber-optic systems. The City's water distribution system includes 12-inch and 6-inch potable distribution mains along Highway 401, and a non-potable elevated water storage tank that has the ability to provide fire protection for future businesses.

### **Robeson County – Tier 1**

Robeson County is requesting \$1 million in IDF (Utility Account) funding to assist with upgrades and repairs to a water treatment facility that serves Prestage Farms. The project will include constructing an additional set of filters, sedimentation basins, a sludge tank for filter backwash and finish water pumps. Once the new construction has been completed, raw water will be diverted through the upgraded components and the old plant will be taken out of service for a complete rehabilitation of existing equipment. The entire work is expected to take 12 months and the upgrades will extend the life of the plant 30 years.

Prestage Farms is a significant employer in the county with almost 400 employees. While the company cannot commit to additional jobs at this time, as a condition of the award the company will be expected to maintain its current level of employment.

The last published economic indicators show Robeson County with the state's 10th highest unemployment, the lowest median household income, the lowest tax base and second highest five-year poverty rate. Overall, Scotland County is ranked as the state's 7<sup>th</sup> most distressed county.

### **Beaufort County – Tier 1**

Beaufort County is requesting \$337,000 in IDF (Utility Account) funding to upgrade the existing water line from 6 inches to 8 inches in order to provide adequate fire suppression.

Hysucat produces rigid inflatable boats and an important part of this process is laminating and painting. These critical areas require a sprinkler system and the current water line is unable to produce the volume and pressure necessary to support the company's needs. The project involves 3,300 LF of 8-inch water line.

In June the company received a building reuse grant for interior upgrades but at that time, the challenge of an undersized water line had not yet been discovered. Should the project not move forward, the company will be forced to relocate.

### **Cherokee County – Tier 1**

Aegis Power Systems has been in business for 22 years in Murphy NC, manufacturing advanced power supply units for military applications. Aegis currently employs 16 highly skilled employees with an average pay of \$45,000 annually. Over the past two years business for Aegis has steadily increased and with continued strong growth projected, the company is building an additional 12,000 square foot facility. The company will invest \$2 million in the new facility and create six additional positions. The location that Aegis has selected is owned by the company and has access to water and sewer, however access to the sewer line will require boring under the highway at a cost of \$25,000.

### **Franklin County – Tier 2**

The Utility Account awarded \$1,807,000 to Franklin County in partnership with the Golden Leaf Foundation and the Major Site Development Initiative. The grant provides critical funds for infrastructure improvements to this strategically important industrial park. There is a high level of confidence this investment will pay dividends in the near future and lead to significant job creation and investment.

### **Randolph County – Tier 2**

The Utility Account awarded \$1,418,000 to Randolph County in partnership with the Golden Leaf Foundation and the Major Site Development Initiative. The grant provides critical funds for infrastructure improvements to this strategically important industrial park. There is a high level of confidence this investment will pay dividends in the near future and lead to significant job creation and investment.

Subsequent to the Utility Account award, Toyota-Mazda considered the site as a location for their new \$1.6 billion automobile manufacturing facility that would have created 4,000 jobs.

### **City of Shelby (Cleveland County) – Tier 2**

The City of Shelby is seeking \$1,000,000 from the Utility Account as part of a significant infrastructure project that will benefit Clearwater Paper Corporation. Clearwater, a pulp and paperboard, private label tissue and wood products company was recently awarded a Jobs Development Investment Grant and expects to create 180 new jobs by December 31, 2018 and invest \$330 million. The \$9 million infrastructure project includes \$1.5 million from Golden Leaf, \$3.5 million from the City of Shelby and, with RIA approval, \$3 million from CDBG.

### **City of Claremont (Catawba County) – Tier 2**

The Prysmian Group is a global leader in the energy and telecom cable systems industry with 140 years of experience, 2015 sales of €7.5 billion, and 21,000 employees in 50 countries. The company occupies 1.2 million square feet in the Claremont International Business Park and is looking to add 50 jobs and invest over \$53 million over the next two years. In order to do so, however, the City of Claremont needs to improve a waste water treatment facility that is currently at full capacity. The project, with additional financial support from Golden Leaf, EDA, DEQ and local sources, would not only serve existing businesses in the park but also enable a Phase II expansion of the park. This expansion would open an additional 187 acres for economic development.

### **Pitt County – Tier 2**

Pitt County is requesting \$773,822 in IDF (Utility Account) funding to extend wastewater and construct an industrial access road at the 353 acre Indigreen Corporate Park. Wastewater improvements consist of approximately 3,400 feet of 12 to 16-inch line and the industrial access will provide a much-needed secondary exit from the park. Mayne Pharmaceuticals, a significant employer in the middle of a 175-job expansion, and two other companies in the planning stages of expansion will be served immediately by these improvements. The site will also be more attractive to future industries and open up four additional lots for development.

### **Town of McAdenville – (Gaston County) – Tier 2**

The Town of McAdenville is requesting \$1,500,000 in IDF (Utility Account) funding to assist with the construction of a new wastewater pump station, force main and gravity sewer main. Pharr Yarns, the most significant employer in the town, is currently served by two wastewater treatment plants that, due to age and other factors, will need to be decommissioned. As a result, new infrastructure will need to be constructed that is capable of connecting with Gastonia's wastewater system. This is an expensive undertaking for a small community and other funding is being sought through the Clean Water Management Trust Fund, DEQ, Golden Leaf and Gaston County. Without this project, the company will be forced to locate elsewhere.

### **Catawba County – Tier 2**

Catawba County is requesting \$671,920 in IDF (Utility Account) funding to assist with providing sewer and industrial access to Park 1764. The park is proposed as a 170-acre Class A Business Park with the potential to include 99 additional acres. The park is planned to encourage high-tech, low impact manufacturing, office and R&D opportunities modeled after Treyburn Business Park in Durham County and the county believes the new companies it will attract will help offset the loss of traditional manufacturing jobs in the Hickory area.



## **Surry County – Tier 2**

Surry County is seeking \$493,480 from the Utility Account as part of a significant sewer project that will benefit Weyerhaeuser Company. The company uses significant amounts of water and its wastewater is currently treated and disposed of by spray irrigation. Both the spray fields and the irrigation system are at the end of their useful life and without corrective measures, the company risks non-compliance with state and federal regulations. If the company (and 134 positions) is to remain at its current location, it must connect to a municipal water system. This project originally received an award for \$255,900 from the Utility Account in December of 2013, but due to challenges in obtaining easements has not been able to move forward until now.

## **Town of Mocksville (Davie County) – Tier 2**

The Town of Mocksville is proposing to extend Quality Drive located within Southpoint Business Park. The proposed improvements would consist of 900 feet of 24-foot wide road with curb and guttering, 900 feet of 12-inch water lines and appurtenances, and storm drainage. With this additional extension of Quality Drive, one spec building, approximately 108, 000 SF, and pads consisting of 130,000, 150,000 and 250,000, are planned for the business park. The industrial park has demonstrated results with the existing buildings occupied with businesses that have resulted in millions of dollars of investment and hundreds of jobs created. With this planned extension of Quality Drive, the industrial park can be further expanded providing the availability of new construction for new businesses to come to Davie County.

## **City of Conover (Catawba County) – Tier 2**

Terra Mulch Products, LLC is a wholly-owned subsidiary of Profile Products, LLC, a leading manufacturer of hydraulic mulch and soil conditioners and technology development. The Terra Mulch, LLC subsidiary was formed in its current capacity in 1997 and in 2000 purchased Conwed Fibers in Conover, NC. With this project, the company will be increasing its capacity at the Conover facility by 20% immediately, with the potential to double its tonnage output capacity. The expansion will require an additional 16 new full-time manufacturing positions on top of the 58 that currently exists. The proposed private investment is an additional 24,000 square foot industrial building, a new greenhouse, and a 4,500 sq/ft. two-story office space with additional equipment for a total investment of \$8 Million. The new facilities require additional public road access of 1100 LF of industrial road, erosion control and drainage as well as 489 LF of 12" water line.

## **Polk County – Tier 2**

Looking Glass Creamery (LGC) is an artisan cheese-making company that was started in 2009. The project is part of an expansion into a second location and is a significant piece of the company's strategy to control all aspects of the supply chain - from cows to consumers. The process is water-dependent and the project would involve the construction of an 8-inch water line to serve the company's needs.

## VII. Conclusion

The JDIG program has been a widely used tool in the competitive incentives market for attracting investment to North Carolina. The jobs, investment, and spending of projects supported by JDIG grants are believed to enhance the strategic economic development of the state as well as increase revenues to the state's general fund. The program explicitly supports development in economically distressed areas of the state by funding the Utility Account, which provides assistance to local government units in creating jobs. For projects in tier 3 counties, 25% of the total JDIG payment due goes to the Utility Account and for projects in tier 2 counties, 10% of the total payment goes to the Utility Account. Over \$13 million in Tier 1 and Tier 2 infrastructure projects were funded by the Utility Account in 2017.

**Attachment A1. Maximum Annual State Liability under JDIG Awards Made in CY 2017**

Company Name	2017	2018	2019	2020	2021	2022	2023	2024	2025	2026	2027	2028	2029	2030	2031	2032	Total
ABC Phones of North Carolina, Inc. (D/B/A A Wireless)		\$192	\$319	\$359	\$399	\$399	\$399	\$399	\$399	\$399	\$399	\$399	\$399				\$4,461
Albemarle Corporation II		\$40	\$129	\$154	\$398	\$509	\$509	\$509	\$509	\$509	\$509	\$509	\$509				\$4,793
Allstate Insurance Company		\$740	\$1,596	\$2,148	\$2,148	\$2,148	\$2,148	\$2,148	\$2,148	\$2,148	\$2,148	\$2,148	\$2,148				\$23,816
AXA Equitable Life Insurance Company			\$1,018	\$1,356	\$1,527	\$1,695	\$1,695	\$1,695	\$1,695	\$1,695	\$1,695	\$1,695					\$15,766
Clearwater Paper Corporation II		\$244	\$244	\$244	\$244	\$244	\$244	\$244	\$244	\$244	\$244	\$244	\$244				\$2,928
Conduent Business Services, LLC		\$130	\$186	\$249	\$249	\$249	\$249	\$249	\$249	\$249	\$249	\$249	\$249				\$2,806
Continental Automotive Systems, Inc. (Burke)			\$132	\$141	\$151	\$151	\$151	\$151	\$151	\$151	\$151	\$151	\$151	\$151			\$1,783
Corning Incorporated (Agate)				\$103	\$103	\$103	\$103	\$103	\$103	\$103	\$103	\$103	\$103	\$103	\$103		\$1,236
Corning Incorporated (Excalibur)				\$327	\$360	\$360	\$360	\$360	\$360	\$360	\$360	\$360	\$360	\$360	\$360		\$4,287
Corning Incorporated (Fiber)		\$236	\$236	\$236	\$236	\$236	\$236	\$236	\$236	\$236	\$236	\$236	\$236				\$2,832
Corning Optical Communications LLC (Cable II)		\$242	\$242	\$242	\$242	\$242	\$242	\$242	\$242	\$242	\$242	\$242	\$242				\$2,904
Credit Suisse Securities (USA) LLC (III)			\$2,883	\$4,615	\$4,615	\$4,615	\$4,615	\$4,615	\$4,615	\$4,615	\$4,615	\$4,615	\$4,615	\$4,615			\$53,648
Dhollandia MFG, LLC			\$36	\$92	\$128	\$152	\$152	\$152	\$152	\$152	\$152	\$152	\$152	\$152			\$1,624
EGGER Wood Products LLC				\$314	\$451	\$520	\$520	\$520	\$520	\$520	\$520	\$520	\$520	\$520	\$520		\$5,965
Fibertex Personal Care Corporation			\$129	\$142	\$156	\$158	\$200	\$200	\$200	\$200	\$200	\$200	\$200	\$200	\$200		\$2,185
Fresenius Kabi USA, LLC			\$150	\$276	\$524	\$787	\$787	\$787	\$787	\$787	\$787	\$787	\$787	\$787			\$8,033
Infosys Limited (d/b/a Infosys Limited of India)		\$721	\$1,296	\$2,012	\$2,869	\$2,869	\$2,869	\$2,869	\$2,869	\$2,869	\$2,869	\$2,869	\$2,869				\$29,850
Mako Medical Laboratories LLC			\$142	\$209	\$281	\$281	\$281	\$281	\$281	\$281	\$281	\$281	\$281	\$281			\$3,161
NN, Inc.		\$79	\$150	\$234	\$321	\$363	\$363	\$363	\$363	\$363	\$363	\$363	\$363				\$3,688
Sunrise Global Marketing LLC		\$17	\$30	\$87	\$116	\$160	\$160	\$160	\$160	\$160	\$160	\$160	\$160				\$1,530
Triangle Tyre (USA) Technologies LLC					\$1,297	\$1,619	\$1,721	\$1,721	\$1,721	\$1,721	\$1,721	\$1,721	\$1,721	\$1,721	\$1,721	\$1,721	\$20,126
Trilliant Networks, Inc.	\$53	\$92	\$125	\$150	\$169	\$169	\$169	\$169	\$169	\$169	\$169	\$169					\$1,772
Tristone Flowtech USA Inc.			\$27	\$74	\$100	\$103	\$130	\$130	\$130	\$130	\$130	\$130	\$130	\$130			\$1,344
<b>Total</b>	<b>\$53</b>	<b>\$2,733</b>	<b>\$9,070</b>	<b>\$13,764</b>	<b>\$17,084</b>	<b>\$18,132</b>	<b>\$18,303</b>	<b>\$18,303</b>	<b>\$18,303</b>	<b>\$18,303</b>	<b>\$18,303</b>	<b>\$18,303</b>	<b>\$16,439</b>	<b>\$9,020</b>	<b>\$2,704</b>	<b>\$1,721</b>	<b>\$200,538</b>

*Note: Values shown in thosands; One grantee that did not accept their award is not included because there is no liability to the utility account*

## Attachment A2. Maximum Annual Grant Amount Payable to CY 2017 Grantees

Company Name	2017	2018	2019	2020	2021	2022	2023	2024	2025	2026	2027	2028	2029	2030	2031	2032	Total
ABC Phones of North Carolina, Inc. (D/B/A A Wireless)		\$144	\$239	\$269	\$299	\$299	\$299	\$299	\$299	\$299	\$299	\$299	\$299				\$3,346
Albemarle Corporation II		\$36	\$116	\$139	\$358	\$458	\$458	\$458	\$458	\$458	\$458	\$458	\$458				\$4,314
Allstate Insurance Company		\$555	\$1,197	\$1,611	\$1,611	\$1,611	\$1,611	\$1,611	\$1,611	\$1,611	\$1,611	\$1,611	\$1,611				\$17,862
AXA Equitable Life Insurance Company			\$764	\$1,017	\$1,145	\$1,271	\$1,271	\$1,271	\$1,271	\$1,271	\$1,271	\$1,271					\$11,825
Clearwater Paper Corporation II		\$220	\$220	\$220	\$220	\$220	\$220	\$220	\$220	\$220	\$220	\$220	\$220				\$2,635
Conduent Business Services, LLC		\$98	\$140	\$187	\$187	\$187	\$187	\$187	\$187	\$187	\$187	\$187	\$187				\$2,105
Continental Automotive Systems, Inc. (Burke)			\$119	\$127	\$136	\$136	\$136	\$136	\$136	\$136	\$136	\$136	\$136	\$136			\$1,605
Corning Incorporated (Agate)				\$103	\$103	\$103	\$103	\$103	\$103	\$103	\$103	\$103	\$103	\$103	\$103		\$1,236
Corning Incorporated (Excalibur)				\$245	\$270	\$270	\$270	\$270	\$270	\$270	\$270	\$270	\$270	\$270	\$270		\$3,215
Corning Incorporated (Fiber)		\$177	\$177	\$177	\$177	\$177	\$177	\$177	\$177	\$177	\$177	\$177	\$177				\$2,124
Corning Optical Communications LLC (Cable II)		\$218	\$218	\$218	\$218	\$218	\$218	\$218	\$218	\$218	\$218	\$218	\$218				\$2,614
Credit Suisse Securities (USA) LLC (III)			\$2,162	\$3,461	\$3,461	\$3,461	\$3,461	\$3,461	\$3,461	\$3,461	\$3,461	\$3,461	\$3,461	\$3,461			\$40,236
Dhollandia MFG, LLC			\$32	\$83	\$115	\$137	\$137	\$137	\$137	\$137	\$137	\$137	\$137	\$137			\$1,462
EGGER Wood Products LLC				\$283	\$406	\$468	\$468	\$468	\$468	\$468	\$468	\$468	\$468	\$468	\$468		\$5,369
Fibertex Personal Care Corporation			\$116	\$128	\$140	\$142	\$180	\$180	\$180	\$180	\$180	\$180	\$180	\$180			\$1,967
Fresenius Kabi USA, LLC			\$135	\$248	\$472	\$708	\$708	\$708	\$708	\$708	\$708	\$708	\$708	\$708			\$7,230
Infosys Limited (d/b/a Infosys Limited of India)		\$541	\$972	\$1,509	\$2,152	\$2,152	\$2,152	\$2,152	\$2,152	\$2,152	\$2,152	\$2,152	\$2,152				\$22,388
Mako Medical Laboratories LLC			\$142	\$209	\$281	\$281	\$281	\$281	\$281	\$281	\$281	\$281	\$281	\$281			\$3,161
NN, Inc.		\$59	\$113	\$176	\$241	\$272	\$272	\$272	\$272	\$272	\$272	\$272	\$272				\$2,766
Sunrise Global Marketing LLC		\$15	\$27	\$78	\$104	\$144	\$144	\$144	\$144	\$144	\$144	\$144	\$144				\$1,377
Triangle Tyre (USA) Technologies LLC					\$1,297	\$1,619	\$1,721	\$1,721	\$1,721	\$1,721	\$1,721	\$1,721	\$1,721	\$1,721	\$1,721	\$1,721	\$20,126
Trilliant Networks, Inc.	\$40	\$69	\$94	\$113	\$127	\$127	\$127	\$127	\$127	\$127	\$127	\$127					\$1,329
Tristone Flowtech USA Inc.			\$20	\$56	\$75	\$77	\$98	\$98	\$98	\$98	\$98	\$98	\$98	\$98			\$1,008
<b>Total</b>	<b>\$40</b>	<b>\$2,131</b>	<b>\$7,002</b>	<b>\$10,655</b>	<b>\$13,595</b>	<b>\$14,538</b>	<b>\$14,698</b>	<b>\$14,698</b>	<b>\$14,698</b>	<b>\$14,698</b>	<b>\$14,698</b>	<b>\$14,698</b>	<b>\$13,300</b>	<b>\$7,563</b>	<b>\$2,562</b>	<b>\$1,721</b>	<b>\$161,296</b>

*Note: Values shown in thousands; One grantee that did not accept their award is not included because there is no liability to the utility account*

**Attachment A3. Maximum Annual Grant Amount Payable to Utility Account**  
**Under JDIG Awards Made in CY 2017**

Company Name	2017	2018	2019	2020	2021	2022	2023	2024	2025	2026	2027	2028	2029	2030	2031	2032	Total
ABC Phones of North Carolina, Inc. (D/B/A A Wireless)		\$48	\$80	\$90	\$100	\$100	\$100	\$100	\$100	\$100	\$100	\$100	\$100				\$1,115
Albemarle Corporation II		\$4	\$13	\$15	\$40	\$51	\$51	\$51	\$51	\$51	\$51	\$51	\$51				\$479
Allstate Insurance Company		\$185	\$399	\$537	\$537	\$537	\$537	\$537	\$537	\$537	\$537	\$537	\$537				\$5,954
AXA Equitable Life Insurance Company			\$255	\$339	\$382	\$424	\$424	\$424	\$424	\$424	\$424	\$424					\$3,942
Clearwater Paper Corporation II		\$24	\$24	\$24	\$24	\$24	\$24	\$24	\$24	\$24	\$24	\$24	\$24				\$293
Conduent Business Services, LLC		\$33	\$47	\$62	\$62	\$62	\$62	\$62	\$62	\$62	\$62	\$62	\$62				\$702
Continental Automotive Systems, Inc. (Burke)			\$13	\$14	\$15	\$15	\$15	\$15	\$15	\$15	\$15	\$15	\$15	\$15			\$178
Corning Incorporated (Agate)				\$0	\$0	\$0	\$0	\$0	\$0	\$0	\$0	\$0	\$0	\$0	\$0		\$0
Corning Incorporated (Excalibur)				\$82	\$90	\$90	\$90	\$90	\$90	\$90	\$90	\$90	\$90	\$90	\$90		\$1,072
Corning Incorporated (Fiber)		\$59	\$59	\$59	\$59	\$59	\$59	\$59	\$59	\$59	\$59	\$59	\$59				\$708
Corning Optical Communications LLC (Cable II)		\$24	\$24	\$24	\$24	\$24	\$24	\$24	\$24	\$24	\$24	\$24	\$24				\$290
Credit Suisse Securities (USA) LLC (III)			\$721	\$1,154	\$1,154	\$1,154	\$1,154	\$1,154	\$1,154	\$1,154	\$1,154	\$1,154	\$1,154	\$1,154			\$13,412
Dhollandia MFG, LLC			\$4	\$9	\$13	\$15	\$15	\$15	\$15	\$15	\$15	\$15	\$15	\$15			\$162
EGGER Wood Products LLC				\$31	\$45	\$52	\$52	\$52	\$52	\$52	\$52	\$52	\$52	\$52	\$52		\$597
Fibertex Personal Care Corporation			\$13	\$14	\$16	\$16	\$20	\$20	\$20	\$20	\$20	\$20	\$20	\$20	\$20		\$219
Fresenius Kabi USA, LLC			\$15	\$28	\$52	\$79	\$79	\$79	\$79	\$79	\$79	\$79	\$79	\$79			\$803
Infosys Limited (d/b/a Infosys Limited of India)		\$180	\$324	\$503	\$717	\$717	\$717	\$717	\$717	\$717	\$717	\$717	\$717				\$7,463
Mako Medical Laboratories LLC			\$0	\$0	\$0	\$0	\$0	\$0	\$0	\$0	\$0	\$0	\$0	\$0			\$0
NN, Inc.		\$20	\$38	\$59	\$80	\$91	\$91	\$91	\$91	\$91	\$91	\$91	\$91				\$922
Sunrise Global Marketing LLC		\$2	\$3	\$9	\$12	\$16	\$16	\$16	\$16	\$16	\$16	\$16	\$16				\$153
Triangle Tyre (USA) Technologies LLC					\$0	\$0	\$0	\$0	\$0	\$0	\$0	\$0	\$0	\$0	\$0		\$0
Trilliant Networks, Inc.	\$13	\$23	\$31	\$37	\$42	\$42	\$42	\$42	\$42	\$42	\$42	\$42					\$443
Tristone Flowtech USA Inc.			\$7	\$19	\$25	\$26	\$33	\$33	\$33	\$33	\$33	\$33	\$33	\$33			\$336
<b>Total</b>	<b>\$13</b>	<b>\$602</b>	<b>\$2,068</b>	<b>\$3,109</b>	<b>\$3,489</b>	<b>\$3,594</b>	<b>\$3,605</b>	<b>\$3,605</b>	<b>\$3,605</b>	<b>\$3,605</b>	<b>\$3,605</b>	<b>\$3,605</b>	<b>\$3,139</b>	<b>\$1,457</b>	<b>\$142</b>	<b>\$0</b>	<b>\$39,242</b>

**Attachment B. Estimated Lifetime Fiscal and Economic Impacts for Grants  
Awarded in CY 2003-2017**

Award Year	Company Name	Grant Term (Years)	Expected Jobs	Indirect and Induced Jobs	Total Jobs	Estimated NC GDP Impact (millions)	Estimated Net State Revenue Impact (millions)
2003	Albaad USA, Inc.	10	200	416	616	\$194	\$0.8
2003	General Electric Company	9	200	174	374	\$359	\$4.8
<b>2003</b>	<b>Total (Grant Term is average)</b>	<b>10</b>	<b>400</b>	<b>590</b>	<b>990</b>	<b>\$554</b>	<b>\$5.6</b>
2004	Altec Industries, Inc.	11	350	302	652	\$240	\$2.9
2004	Cellco Partnership d/b/a Verizon Wireless	10	1,211	1,938	3,149	\$1,207	\$20.7
2004	Credit Suisse Securities (USA) LLC (I)	10	400	344	744	\$2,470	\$88.4
2004	Cree, Inc. I	11	275	731	1,006	\$903	\$16.9
2004	Hospira, Inc.	10	152	380	532	\$317	\$8.2
2004	Merck Sharp & Dohme Corp.	12	200	360	560	\$1,430	\$20.2
2004	NetApp, Inc. I	10	361	410	771	\$2,520	\$98.9
2004	Pactiv LLC (fka Prairie Packaging, Inc.)	10	242	140	382	\$444	\$14.0
2004	TWC Administration LLC (I)	10	350	305	655	\$372	\$7.3
<b>2004</b>	<b>Total (Grant Term is average)</b>	<b>10</b>	<b>3,541</b>	<b>4,910</b>	<b>8,451</b>	<b>\$9,902</b>	<b>\$277.5</b>
2005	American Institute of Certified Public Accountants	12	360	179	539	\$606	\$11.3
2005	Target Corporation	10	580	270	850	\$363	\$5.5
<b>2005</b>	<b>Total (Grant Term is average)</b>	<b>11</b>	<b>940</b>	<b>449</b>	<b>1,389</b>	<b>\$969</b>	<b>\$16.8</b>
2006	Credit Suisse Securities (USA) LLC (II)	10	575	282	857	\$1,022	\$28.6
2006	Fidelity Global Brokerage Group, Inc.	12	2,000	772	2,772	\$4,300	\$93.8
2006	MOM Brands Company (f/k/a Malt-O-Meal)	10	164	247	411	\$351	\$9.9
2006	Novartis Vaccines and Diagnostics, Inc. I	12	350	1,038	1,388	\$1,463	\$41.2
2006	Quintiles Transnational Corp.	12	1,000	830	1,830	\$963	\$4.7
2006	Ralph Lauren Corporation I	9	200	43	243	\$1,746	\$77.7
<b>2006</b>	<b>Total (Grant Term is average)</b>	<b>11</b>	<b>4,289</b>	<b>3,212</b>	<b>7,501</b>	<b>\$9,845</b>	<b>\$255.9</b>

Award Year	Company Name	Grant Term (Years)	Expected Jobs	Indirect and Induced Jobs	Total Jobs	Estimated NC GDP Impact (millions)	Estimated Net State Revenue Impact (millions)
2007	Honda Aero, Inc.	12	70	116	186	\$339	\$11.5
2007	Honda Aircraft Company, LLC	12	283	672	955	\$754	\$12.3
2007	NetApp, Inc. II	10	646	418	1,064	\$1,080	\$24.4
2007	Pharmaceutical Research Associates, Inc.	9	494	419	913	\$422	\$5.0
<b>2007</b>	<b>Total (Grant Term is average)</b>	<b>11</b>	<b>1,493</b>	<b>1,625</b>	<b>3,118</b>	<b>\$2,594</b>	<b>\$53.2</b>
2008	HCL America Inc.	10	513	341	854	\$407	\$0.8
2008	Spirit AeroSystems North Carolina, Inc.	12	1,031	1,437	2,468	\$2,944	\$39.2
2008	TWC Administration LLC (II)	9	200	136	336	\$440	\$12.6
<b>2008</b>	<b>Total (Grant Term is average)</b>	<b>10</b>	<b>1,744</b>	<b>1,914</b>	<b>3,658</b>	<b>\$3,791</b>	<b>\$52.7</b>
2009	AFI US LLC (f/k/a Ally US LLC and GMAC)	9	200	234	434	\$272	\$2.1
2009	ASCO Power Technologies, L.P.	9	328	425	753	\$367	\$4.3
2009	Bayer CropScience LP	9	128	124	252	\$149	\$0.7
2009	Continental Automotive Systems, Inc.	9	338	368	706	\$346	\$7.3
2009	DB Global Technology, Inc. I	11	319	584	903	\$724	\$13.7
2009	Electrolux Home Products, Inc. I	12	738	912	1,650	\$1,274	\$13.3
2009	EMC Corporation	9	397	850	1,247	\$752	\$13.5
2009	Innovative Emergency Management, Inc.	12	430	367	797	\$619	\$9.0
2009	Loparex LLC	9	128	166	294	\$198	\$1.9
2009	Premier Healthcare Solutions, Inc.	9	300	241	541	\$292	\$6.0
2009	Siemens Energy, Inc. I	9	226	147	373	\$236	\$2.1
2009	Zenta Mortgage Services, LLC	9	1,002	883	1,885	\$555	\$2.8
<b>2009</b>	<b>Total (Grant Term is average)</b>	<b>10</b>	<b>4,534</b>	<b>5,301</b>	<b>9,835</b>	<b>\$5,785</b>	<b>\$76.6</b>
2010	ABB Inc.	9	130	311	441	\$295	\$6.9
2010	BAE Systems Shared Services Inc.	9	176	157	333	\$189	\$4.5
2010	Caterpillar Inc. (Butterfly)	11	325	1,320	1,645	\$834	\$23.4
2010	Caterpillar Inc. (Camo)	11	392	1,125	1,517	\$758	\$13.1



Award Year	Company Name	Grant Term (Years)	Expected Jobs	Indirect and Induced Jobs	Total Jobs	Estimated NC GDP Impact (millions)	Estimated Net State Revenue Impact (millions)
2010	Celgard, LLC I	11	289	291	580	\$381	\$4.8
2010	Citco Fund Services (USA) Inc.	9	258	336	594	\$223	\$2.5
2010	Clearwater Paper Corporation	12	250	813	1,063	\$762	\$11.5
2010	Cree, Inc. II	10	244	922	1,166	\$762	\$22.7
2010	Hewitt Associates L.L.C. (d/b/a Aon Hewitt)	9	463	538	1,001	\$517	\$14.0
2010	Husqvarna Professional Products, Inc.	9	160	663	823	\$224	\$3.0
2010	Novartis Vaccines and Diagnostics, Inc. II	9	100	125	225	\$141	\$1.3
2010	Novo Nordisk Pharmaceutical Industries, Inc.	10	85	145	230	\$117	\$0.8
2010	Plastek Industries, Inc.	9	250	197	447	\$264	\$3.4
2010	Siemens Energy, Inc. (Smart Grid)	9	139	173	312	\$156	\$2.5
2010	Siemens Energy, Inc. II	12	825	2,784	3,609	\$2,149	\$32.3
2010	SPX Corporation	11	180	161	341	\$250	\$4.2
2010	TIMCO Aerosystems, LLC	9	275	421	696	\$211	\$3.2
<b>2010</b>	<b>Total (Grant Term is average)</b>	<b>10</b>	<b>4,541</b>	<b>10,482</b>	<b>15,023</b>	<b>\$8,232</b>	<b>\$154.3</b>
2011	American Roller Bearing Company of North Carolina	9	231	283	514	\$285	\$4.0
2011	AptarGroup, Inc.	9	150	118	268	\$138	\$1.9
2011	Capgemini Financial Services USA Inc.	5	550	547	1,097	\$222	\$0.9
2011	Celgard, LLC II	11	250	255	505	\$362	\$6.1
2011	Chiquita Brands International, Inc.	11	417	607	1,024	\$826	\$1.7
2011	CTL Packaging USA, Inc.	10	131	134	265	\$197	\$4.3
2011	Eaton Corporation	10	120	184	304	\$120	\$0.6
2011	ESA Management, LLC	12	170	267	437	\$419	\$8.5
2011	Infinisource, Inc.	8	162	90	252	\$121	\$2.1
2011	Linamar North Carolina, Inc. I	9	363	693	1,056	\$530	\$10.2
2011	LORD Corporation	8	117	184	301	\$119	\$1.8
2011	Pittsburgh Glass Works, LLC	10	260	286	546	\$296	\$5.5

Award Year	Company Name	Grant Term (Years)	Expected Jobs	Indirect and Induced Jobs	Total Jobs	Estimated NC GDP Impact (millions)	Estimated Net State Revenue Impact (millions)
2011	Red Hat, Inc. I	12	240	554	794	\$749	\$21.1
2011	Red Hat, Inc. II	12	300	694	994	\$761	\$19.7
2011	Semprius, Inc.	11	256	967	1,223	\$421	\$0.1
2011	Sequenom Center for Molecular Medicine, LLC	9	242	246	488	\$2,110	\$92.6
2011	TWC Administration LLC (III)	9	225	353	578	\$363	\$8.6
<b>2011</b>	<b>Total (Grant Term is average)</b>	<b>10</b>	<b>4,184</b>	<b>6,462</b>	<b>10,646</b>	<b>\$8,039</b>	<b>\$189.7</b>
2012	Ashley Furniture Industries, Inc.	10	550	444	994	\$522	\$3.6
2012	Caterpillar Inc. (Bee)	9	199	501	700	\$486	\$13.3
2012	Citrix Systems, Inc.	12	337	380	717	\$505	\$3.8
2012	Deere-Hitachi Construction Machinery Corporation	9	340	724	1,064	\$703	\$16.3
2012	Denver Global Products, Inc.	10	450	639	1,089	\$560	\$9.0
2012	Gildan Yarns, LLC I	10	170	138	308	\$166	\$1.5
2012	GKN Driveline North America, Inc. I	10	131	223	354	\$164	\$2.0
2012	Hamilton Sundstrand Corporation	12	325	501	826	\$1,579	\$38.3
2012	Herbalife International of America, Inc.	11	493	900	1,393	\$963	\$20.1
2012	Inmar, Inc.	10	212	161	373	\$236	\$1.5
2012	JELD-WEN, Inc.	9	142	219	361	\$229	\$2.8
2012	Klausner Lumber Two, LLC	11	350	725	1,075	\$557	\$2.3
2012	Leviton Manufacturing Co., Inc.	8	152	181	333	\$141	\$1.4
2012	Linamar North Carolina, Inc. II	9	250	439	689	\$333	\$4.2
2012	NetApp, Inc. III	10	460	518	978	\$581	\$1.8
2012	Ralph Lauren Corporation II	9	500	335	835	\$285	\$2.9
2012	Reed Elsevier Inc.	10	350	353	703	\$508	\$4.3
2012	S. & D. Coffee, Inc.	10	200	680	880	\$371	\$6.5
2012	Schletter Inc.	9	305	411	716	\$278	\$0.6
2012	Sheetz Distribution Services, LLC	12	254	170	424	\$273	\$2.4

Award Year	Company Name	Grant Term (Years)	Expected Jobs	Indirect and Induced Jobs	Total Jobs	Estimated NC GDP Impact (millions)	Estimated Net State Revenue Impact (millions)
2012	Sid Tool Co., Inc.	12	400	617	1,017	\$702	\$1.4
2012	Valley Fine Foods Company, Inc.	10	305	557	862	\$372	\$3.2
2012	XPO Logistics, Inc. I	10	201	191	392	\$222	\$2.1
<b>2012</b>	<b>Total (Grant Term is average)</b>	<b>10</b>	<b>7,076</b>	<b>10,008</b>	<b>17,084</b>	<b>\$10,734</b>	<b>\$145.0</b>
2013	AIG PC Global Services, Inc.	10	230	222	452	\$312	\$7.5
2013	AREVA INC.	9	130	121	251	\$268	\$7.2
2013	ASMO Greenville of North Carolina, Inc.	12	200	357	557	\$292	\$5.2
2013	Castle Branch, Inc.	8	420	135	555	\$181	\$3.5
2013	DB Global Technology, Inc. II	10	431	416	847	\$469	\$4.2
2013	Electrolux Home Products, Inc. III	12	810	1,120	1,930	\$1,513	\$14.2
2013	Evalueserve, Inc.	10	400	330	730	\$378	\$7.7
2013	General Electric Company (Aviation Division)	12	242	579	821	\$457	\$2.7
2013	Gildan Yarns, LLC II	12	501	376	877	\$756	\$28.5
2013	InVue Security Products Inc.	9	70	108	178	\$87	\$1.7
2013	Ipreo US LLC	9	250	229	479	\$324	\$4.7
2013	KSM Castings NC Inc.	12	189	199	388	\$231	\$2.5
2013	MetLife Group, Inc.	12	2,622	3,242	5,864	\$5,379	\$50.1
2013	Owens Corning Composite Materials, LLC	10	110	153	263	\$275	\$11.8
2013	Rack Room Shoes, Inc.	7	87	134	221	\$83	\$1.7
2013	RC Creations, LLC	12	120	242	362	\$244	\$9.4
2013	Sturm, Ruger & Company, Inc.	12	473	545	1,018	\$931	\$36.3
2013	Syngenta Crop Protection, LLC	12	150	201	351	\$342	\$9.3
2013	XPO Logistics, Inc. II	9	287	198	485	\$535	\$16.0
<b>2013</b>	<b>Total (Grant Term is average)</b>	<b>10</b>	<b>7,722</b>	<b>8,909</b>	<b>16,631</b>	<b>\$13,057</b>	<b>\$224.2</b>
2014	Advance Stores Company, Incorporated	12	600	828	1,428	\$1,310	\$9.8
2014	Argos Therapeutics, Inc.	12	236	812	1,048	\$2,654	\$96.4

Award Year	Company Name	Grant Term (Years)	Expected Jobs	Indirect and Induced Jobs	Total Jobs	Estimated NC GDP Impact (millions)	Estimated Net State Revenue Impact (millions)
2014	AvidXchange, Inc.	12	603	832	1,435	\$1,638	\$44.4
2014	Cisco Systems, Inc.	12	550	759	1,309	\$1,182	\$16.7
2014	Cognizant Technology Solutions U.S. Corporation	12	500	506	1,006	\$1,371	\$37.5
2014	Enviva Management Company, LLC	12	160	762	922	\$608	\$11.3
2014	GKN Driveline Newton, LLC	12	228	407	635	\$845	\$33.6
2014	GKN Driveline North America, Inc. II	12	105	210	315	\$229	\$3.8
2014	HCL America Inc. II	12	1,237	1,204	2,441	\$2,035	\$20.4
2014	Ideal Fastener Corporation	12	155	123	278	\$222	\$4.8
2014	Linamar Forgings, Inc.	12	125	239	364	\$217	\$4.0
2014	Patheon Manufacturing Services LLC	12	488	2,638	3,126	\$1,877	\$38.5
2014	RBUS, Inc.	12	580	258	838	\$546	\$8.8
2014	Richelieu Hosiery USA Inc.	12	205	119	324	\$221	\$2.2
2014	Sealed Air Corporation	12	1,262	1,741	3,003	\$3,168	\$38.4
2014	Spectra Group Inc.	12	250	243	493	\$445	\$9.4
<b>2014</b>	<b>Total (Grant Term is average)</b>	<b>12</b>	<b>7,284</b>	<b>11,681</b>	<b>18,965</b>	<b>\$18,565</b>	<b>\$380.0</b>
2015	Albemarle Corporation	12	120	306	426	\$407	\$9.0
2015	Ashley Furniture Industries, Inc. II	12	454	855	1,309	\$604	\$5.3
2015	BSH Home Appliances Corporation II	12	460	1,202	1,662	\$590	\$2.0
2015	Corning Optical Communications LLC	12	150	383	533	\$342	\$6.7
2015	DB Global Technology, Inc. III	12	250	611	861	\$543	\$7.2
2015	Dimensional Fund Advisors LP	12	316	806	1,122	\$1,336	\$33.7
2015	Fidelity Global Brokerage Group, Inc. II	12	600	1,418	2,018	\$1,625	\$23.7
2015	Frontier Communications of the Carolinas LLC	12	200	281	481	\$240	\$4.1
2015	Herbalife International of America, Inc. II	12	301	776	1,077	\$645	\$9.0
2015	Interactive Purecloud, Inc.	12	200	489	689	\$406	\$6.4
2015	Metal Works Mfg. Co.	12	86	179	265	\$132	\$1.7

Award Year	Company Name	Grant Term (Years)	Expected Jobs	Indirect and Induced Jobs	Total Jobs	Estimated NC GDP Impact (millions)	Estimated Net State Revenue Impact (millions)
2015	Novo Nordisk Pharmaceutical Industries, Inc. III	12	691	4,276	4,967	\$7,361	\$208.8
2015	Premier Research International LLC	12	260	683	943	\$568	\$9.5
2015	RBUS, Inc. II	12	500	701	1,201	\$583	\$12.9
2015	Royal Appliance Mfg. Co.	12	200	398	598	\$613	\$14.5
<b>2015</b>	<b>Total (Grant Term is average)</b>	<b>12</b>	<b>4,788</b>	<b>13,363</b>	<b>18,151</b>	<b>\$15,995</b>	<b>\$354.4</b>
2016	Aurobindo Pharma USA Inc.	12	275	1,231	1,506	\$1,126	\$15.8
2016	Avadim Technologies Inc.	12	551	1,359	1,910	\$1,817	\$43.2
2016	Citrix Systems, Inc. II	10	400	640	1,040	\$659	\$8.1
2016	Corning Optical Communications LLC (Cable)	12	205	345	550	\$460	\$8.7
2016	CSX Intermodal Terminals, Inc.	12	149	170	319	\$2,485	\$97.1
2016	Everest Textile USA, LLC	12	610	698	1,308	\$733	\$15.5
2016	GF Linamar LLC	12	350	349	699	\$606	\$8.4
2016	GKN Driveline Newton, LLC II	12	143	284	427	\$307	\$5.9
2016	GKN Driveline North America, Inc. III	12	159	316	475	\$449	\$10.7
2016	INC Research, LLC II	8	550	836	1,386	\$750	\$6.2
2016	JELD-WEN, Inc. II	12	206	313	519	\$456	\$7.2
2016	K-Flex USA L.L.C.	12	100	125	225	\$231	\$4.4
2016	LendingTree, LLC	12	314	1,061	1,375	\$1,106	\$22.7
2016	PrescientCo Inc.	12	205	258	463	\$444	\$9.6
2016	Relias Learning LLC	12	470	790	1,260	\$1,583	\$43.5
<b>2016</b>	<b>Total (Grant Term is average)</b>	<b>12</b>	<b>4,687</b>	<b>8,775</b>	<b>13,462</b>	<b>\$13,212</b>	<b>\$307.0</b>
2017	ABC Phones of North Carolina, Inc. (D/B/A A Wireless)	12	250	399	649	\$640,316,190	\$11,202,312
2017	Albemarle Corporation II	12	170	271	441	\$390,220,282	\$6,934,126
2017	Allstate Insurance Company	12	2,250	7,050	9,300	\$3,909,329,659	\$5,633,371
2017	AXA Equitable Life Insurance Company	10	550	877	1,427	\$891,100,109	\$4,204,779
2017	Clearwater Paper Corporation II	12	180	605	785	\$611,871,937	\$12,397,247

Award Year	Company Name	Grant Term (Years)	Expected Jobs	Indirect and Induced Jobs	Total Jobs	Estimated NC GDP Impact (millions)	Estimated Net State Revenue Impact (millions)
2017	Conduent Business Services, LLC	12	200	319	519	\$343,811,752	\$2,082,309
2017	Continental Automotive Systems, Inc. (Burke)	12	160	286	446	\$443,652,693	\$10,603,860
2017	Corning Incorporated (Agate)	12	111	78	189	\$224,500,812	\$5,984,826
2017	Corning Incorporated (Excalibur)	12	317	537	854	\$932,267,753	\$18,594,087
2017	Corning Incorporated (Fiber)	12	200	279	479	\$536,378,964	\$12,214,854
2017	Corning Optical Communications LLC (Cable II)	12	210	353	563	\$499,870,584	\$8,613,427
2017	Credit Suisse Securities (USA) LLC (III)	12	1,200	1,390	2,590	\$2,841,664,922	\$17,598,362
2017	Dhollandia MFG, LLC	12	150	196	346	\$223,410,315	\$3,685,482
2017	EGGER Wood Products LLC	12	400	705	1,105	\$1,023,121,067	\$17,683,754
2017	Fibertex Personal Care Corporation	12	145	219	364	\$327,484,461	\$6,351,933
2017	Fresenius Kabi USA, LLC	12	445	1,066	1,511	\$852,519,472	\$12,769,906
2017	Infosys Limited (d/b/a Infosys Limited of India)	12	2,000	2,158	4,158	\$2,920,290,126	\$24,388,790
2017	Mako Medical Laboratories LLC	12	153	125	278	\$226,242,446	\$2,910,756
2017	NN, Inc.	12	200	319	519	\$510,725,132	\$11,903,858
2017	Sunrise Global Marketing LLC	12	187	260	447	\$428,245,065	\$12,566,868
2017	Triangle Tyre (USA) Technologies LLC	12	800	1,277	2,077	\$2,467,241,524	\$16,287,247
2017	Trilliant Networks, Inc.	12	130	140	270	\$220,164,007	\$3,053,278
2017	Tristone Flowtech USA Inc.	12	302	340	642	\$280,798,632	\$1,799,813
<b>2017</b>	<b>Total (Grant Term is average)</b>	<b>12</b>	<b>10,710</b>	<b>19,249</b>	<b>29,959</b>	<b>\$21,745,227,902</b>	<b>\$229,465,246</b>

**Attachment C. Certified JDIG Grantee Report Findings for Payments Made in CY 2017 (All Grantees)**

*Note: 2016 is the latest year company results have been certified. 2016 information is not included for several companies whose annual grantee reports have not been finalized. Most delays relate to changing names, corporate structures, or completing financial statements. Any of these could be eligible for payments based on CY 2016 performance. The companies are: AIG PC Global Services, Inc, Albemarle Corporation I, EMC Corporation, Fidelity Global Brokerage Group, Inc. I, Frontier Communications of the Carolinas LLC, Hamilton Sundstrand Corporation, Honda Aero, Inc. Innovative Emergency Management, Inc., InVue Security Products, Inc., IQVIA RDS Inc. (fka Quintiles, Inc.), Ralph Lauren Corporation I & II, RBus, Inc. I & II, RC Creations, Relias Learning LLC, Seqirus Inc. I & II (fka Novartis Vaccines and Diagnostics, Inc. I & II), Siemens Energy, Inc. I & II, XPO Logistics, Inc I & II.*

*Some companies were paid based on CY 2014 and CY2015 performance in 2017 due to the types of delays noted above as well as delayed appropriations to use for making grant payments. They are included here.*

Term Year	Company Name	Total Certified Jobs	Total Certified Jobs Retained	Reported Average Wage	Reported Investment	Annual Disbursement to Company	Annual Disbursement to Utility Account	Eligible Withholdings
2014	Innovative Emergency Management, Inc.	47	7	\$163,790		\$0	\$0	\$196,253
2015	AIG PC Global Services, Inc.	184	136	\$117,443	\$5,055,283	\$328,924	\$109,641	\$969,361
2015	Alight Solutions LLC (fka Hewitt Associates L.L.C.)	431	578	\$59,921		\$478,500	\$159,500	\$217,491
2015	Ally Financial Inc. (f/k/a GMAC LLC)	224	510	\$202,633	\$10,590,629	\$519,000	\$173,000	\$809,732
2015	Argos Therapeutics, Inc.	35	95	\$118,770		\$0	\$0	\$125,163
2015	ASMO Greenville of North Carolina, Inc.	142	675	\$36,727	\$0	\$0	\$0	\$1,063,574
2015	Celgard, LLC I	199	390	\$99,568	\$87,749,699	\$304,579	\$101,526	\$352,477



Term Year	Company Name	Total Certified Jobs	Total Certified Jobs Retained	Reported Average Wage	Reported Investment	Annual Disbursement to Company	Annual Disbursement to Utility Account	Eligible Withholdings
2015	Cisco Systems, Inc.	256	4,747	\$98,959		\$495,000	\$165,000	\$368,972
2015	Cognizant Technology Solutions U.S. Corporation	143	1,486	\$81,690		\$78,000	\$26,000	\$33,731
2015	CTL Packaging USA, Inc.	39	0	\$63,972	\$55,862,522	\$0	\$0	\$100,538
2015	General Electric Company, through its Aviation operating division	153	1,405	\$113,114	\$136,160,948	\$116,250	\$38,750	\$1,751,686
2015	Innovative Emergency Management, Inc.	42	7	\$219,258		\$0	\$0	\$1,842,420
2015	Klausner Lumber Two LLC	43	0	\$36,463	\$0	\$0	\$0	\$2,659,461
2015	Owens Corning Composite Materials, LLC	67	81	\$63,592		\$107,084	\$18,897	\$2,906,808
2015	Pittsburgh Glass Works, LLC	185	22	\$42,283	\$77,346,832	\$0	\$0	\$1,088,746
2015	Premier Healthcare Solutions, Inc.	333	748	\$143,964	\$77,939,264	\$584,250	\$194,750	\$523,230
2015	RBUS, Inc. I	253	201	\$42,027		\$79,878	\$26,626	\$1,264,663
2015	Seqirus Inc. I (fka Novartis Vaccines and Diagnostics, Inc.)	359	129	\$98,163	\$581,125,642	\$571,000	\$190,000	\$1,132,793
2015	Seqirus Inc. II (fka Novartis Vaccines and Diagnostics, Inc.)	104	384	\$109,422	\$34,032,647	\$310,500	\$103,500	\$315,651

Term Year	Company Name	Total Certified Jobs	Total Certified Jobs Retained	Reported Average Wage	Reported Investment	Annual Disbursement to Company	Annual Disbursement to Utility Account	Eligible Withholdings
2015	TWC Administration LLC (II)	348	1,117	\$97,236	\$5,566,911	\$380,000	\$127,000	\$823,835
2015	TWC Administration LLC (III)	229	1,236	\$89,007	\$125,556,987	\$370,500	\$123,500	\$170,419
2016	Advance Stores Company, Incorporated	615	0	\$119,733		\$1,251,750	\$417,250	\$949,986
2016	Alight Solutions LLC (fka Hewitt Associates L.L.C.)	441	578	\$58,720		\$478,500	\$159,500	\$1,092,183
2016	Ally Financial Inc. (f/k/a GMAC LLC)	193	683	\$238,142	\$10,590,629	\$519,000	\$173,000	\$2,604,535
2016	Altec Industries, Inc.	317	657	\$56,463	\$19,936,317	\$220,000	\$0	\$744,795
2016	AptarGroup, Inc.	107	1	\$63,667	\$48,503,638	\$0	\$0	\$143,028
2016	Ashley Furniture Industries, Inc. I	1384	10	\$41,195	\$83,159,396	\$345,100	\$60,900	\$478,983
2016	Association of International Certified Professional Accountants	401	212	\$103,246	\$10,100,000	\$604,000	\$201,000	\$765,801
2016	AvidXchange, Inc.	461	205	\$61,927	\$0	\$405,000	\$135,000	\$214,634
2016	BAE Systems Shared Services Inc.	169	0	\$75,814		\$225,750	\$75,250	\$490,803
2016	Bayer CropScience LP	142	571	\$108,550	\$21,926,082	\$271,558	\$90,519	\$137,443
2016	BSH Home Appliances Corporation II	9	1,116	\$40,212		\$0	\$0	\$463,671

Term Year	Company Name	Total Certified Jobs	Total Certified Jobs Retained	Reported Average Wage	Reported Investment	Annual Disbursement to Company	Annual Disbursement to Utility Account	Eligible Withholdings
2016	Caterpillar Inc. (Butterfly)	381	948	\$45,503	\$27,819,121	\$351,050	\$61,950	\$1,009,962
2016	Cisco Systems, Inc.	437	4,747	\$102,589		\$846,750	\$282,250	\$222,452
2016	Citco Fund Services (USA) Inc.	234	0	\$91,014		\$491,546	\$163,848	\$2,089,099
2016	Citrix Systems, Inc. I	607	179	\$86,474	\$32,299,662	\$805,500	\$268,500	\$400,941
2016	Clearwater Paper Corporation I	263	2	\$61,566	\$267,382,432	\$314,000	\$0	\$900,722
2016	Cognizant Technology Solutions U.S. Corporation	223	2,402	\$87,564		\$190,500	\$63,500	\$545,181
2016	Continental Automotive Systems, Inc. (Henderson)	324	402	\$48,649	\$32,043,237	\$269,250	\$89,750	\$252,654
2016	Corning Optical Communications LLC (HQ)	30	560	\$123,260	\$0	\$36,188	\$12,063	\$7,434,750
2016	Credit Suisse Securities (USA) LLC (II)	720	628	\$88,597	\$69,808,731	\$1,290,000	\$430,000	\$1,177,847
2016	Cree, Inc. II	511	1,828	\$69,205	\$208,424,991	\$232,500	\$77,500	\$40,603
2016	DB Global Technology, Inc. I	316	546	\$131,404	\$7,121,593	\$881,250	\$293,750	\$4,056,384
2016	DB Global Technology, Inc. II	432	430	\$114,292	\$13,678,502	\$605,250	\$201,750	\$1,974,723
2016	DB Global Technology, Inc. III	111	751	\$113,781	\$8,432,467	\$141,750	\$47,250	\$875,241

Term Year	Company Name	Total Certified Jobs	Total Certified Jobs Retained	Reported Average Wage	Reported Investment	Annual Disbursement to Company	Annual Disbursement to Utility Account	Eligible Withholdings
2016	Dimensional Fund Advisors LP	96	0	\$163,357	\$0	\$227,136	\$75,712	\$98,734
2016	Electrolux Home Products, Inc. I	719	22	\$108,766	\$13,767,567	\$2,020,268	\$673,422	\$10,229
2016	Enviva Management Company, LLC	87	188	\$63,294	\$0	\$85,850	\$15,150	\$115,975
2016	ESA Management, LLC	209	41	\$146,811		\$410,250	\$136,750	\$452,490
2016	Evalueserve Inc.	45	2	\$60,563		\$0	\$0	\$414,967
2016	General Electric Company, through its Aviation operating division	230	1,405	\$87,409	\$196,766,277	\$237,000	\$79,000	\$1,659,170
2016	Gildan Yarns, LLC I	170	1,266	\$39,902	\$64,818,305	\$157,250	\$27,750	\$742,959
2016	Gildan Yarns, LLC II	616	820	\$30,924	\$279,241,799	\$291,550	\$51,450	\$1,549,119
2016	GKN Driveline Newton, LLC I	626	755	\$43,306	\$0	\$232,050	\$40,950	\$0
2016	GKN Driveline North America, Inc. I (Roxboro)	274	1,489	\$39,058	\$21,948,973	\$115,600	\$20,400	\$336,725
2016	GKN Driveline North America, Inc. II (Alamance & Lee)	294	1,469	\$45,472	\$0	\$97,750	\$17,250	\$350,270
2016	HCL America Inc. I	555	951	\$67,489	\$3,104,222	\$654,000	\$218,000	\$271,340
2016	HCL America Inc. II	689	831	\$69,682	\$0	\$997,500	\$332,500	\$1,355,774

Term Year	Company Name	Total Certified Jobs	Total Certified Jobs Retained	Reported Average Wage	Reported Investment	Annual Disbursement to Company	Annual Disbursement to Utility Account	Eligible Withholdings
2016	Herbalife International of America, Inc. I	493	147	\$60,748	\$143,741,106	\$523,500	\$174,500	\$309,988
2016	Herbalife International of America, Inc. II	146	494	\$89,132		\$102,000	\$33,750	\$2,095,758
2016	Honda Aircraft Company, LLC	321	740	\$116,530	\$114,303,338	\$660,000	\$220,000	\$2,672,333
2016	Husqvarna Professional Products, Inc.	169	208	\$120,801	\$7,681,155	\$294,750	\$98,250	\$2,009,322
2016	Ideal Fastener Corporation	10	226	\$58,412	\$0	\$0	\$0	\$1,892,332
2016	Inmar, Inc.	137	723	\$99,852	\$25,221,708	\$0	\$0	\$866,187
2016	Ipreo US LLC	263	2	\$86,279		\$405,000	\$135,000	\$3,252,272
2016	JELD-WEN, inc. I	194	0	\$204,119		\$289,500	\$96,500	\$2,088,890
2016	KSM Castings USA Inc.	128	0	\$46,025	\$50,692,628	\$185,459	\$0	\$589,328
2016	Leviton Manufacturing Co., Inc.	193	531	\$41,597	\$8,935,398	\$144,000	\$0	\$1,787,694
2016	Linamar Forgings Carolina Inc.	39	145	\$56,626	\$0	\$37,767	\$0	\$4,130,375
2016	Linamar North Carolina, Inc. I	178	0	\$51,761	\$72,049,515	\$0	\$0	\$3,203,317
2016	Linamar North Carolina, Inc. II	0	178	\$0	\$0	\$0	\$0	\$1,945,433
2016	Loparex LLC	123	109	\$77,735	\$12,014,582	\$223,165	\$41,729	\$2,825,330

Term Year	Company Name	Total Certified Jobs	Total Certified Jobs Retained	Reported Average Wage	Reported Investment	Annual Disbursement to Company	Annual Disbursement to Utility Account	Eligible Withholdings
2016	Merck Sharp & Dohme Corp.	259	985	\$131,423	\$314,156,557	\$381,000	\$126,999	\$2,595,201
2016	Metal Works Mfg. Co.	79	69	\$45,616		\$84,711	\$14,949	\$724,154
2016	MetLife Group, Inc.	2,577	143	\$110,378	\$141,134,114	\$7,470,750	\$2,490,250	\$508,418
2016	MOM Brands Company, LLC (f/k/a Malt-O-Meal)	228	0	\$57,548	\$130,927,523	\$124,500	\$41,500	\$2,407,774
2016	NetApp, Inc. II	553	799	\$130,905	\$64,066,448	\$1,722,671	\$574,224	\$724,816
2016	Novo Nordisk Pharmaceutical Industries, LP II	179	798	\$97,408	\$150,714,160	\$89,250	\$29,750	\$2,238,667
2016	Owens Corning Composite Materials, LLC	103	75	\$71,517	\$132,189,238	\$0	\$0	\$4,355,329
2016	Peds Legwear (USA) Inc.	138	66	\$37,710	\$0	\$157,225	\$0	\$1,108,760
2016	Pharmaceutical Research Associates, Inc.	496	392	\$124,544	\$2,638,401	\$980,000	\$327,000	\$745,137
2016	Pittsburgh Glass Works, LLC	244	19	\$43,160	\$77,346,832	\$240,000	\$0	\$1,182,402
2016	Plastek Industries, Inc. d/b/a Plastek Industries, Inc. (PA) - North Carolina	233	25	\$30,765	\$22,783,678	\$184,295	\$0	\$284,954
2016	Premier Healthcare Solutions, Inc.	310	748	\$167,466	\$77,939,264	\$584,250	\$194,750	\$1,142,205

Term Year	Company Name	Total Certified Jobs	Total Certified Jobs Retained	Reported Average Wage	Reported Investment	Annual Disbursement to Company	Annual Disbursement to Utility Account	Eligible Withholdings
2016	Premier Research International LLC	88	113	\$96,167		\$51,000	\$17,000	\$918,325
2016	Rack Room Shoes, Inc.	86	160	\$85,728	\$20,566,094	\$100,500	\$33,500	\$1,638,187
2016	Red Hat, Inc. I	448	1,258	\$122,016	\$59,082,271	\$645,000	\$215,000	\$873,806
2016	Red Hat, Inc. II	538	1,168	\$158,656	\$8,017,642	\$333,000	\$111,000	\$604,569
2016	RELX INC. fka Reed Elsevier Inc.	235	311	\$122,764		\$0	\$0	\$1,821,359
2016	Royal Appliance Mfg. Co.	169	0	\$121,522		\$204,459	\$68,153	\$585,244
2016	S. & D. Coffee, Inc.	116	613	\$51,077	\$28,987,538	\$116,382	\$38,794	\$2,715,152
2016	Sealed Air Corporation	819	0	\$177,042	\$75,956,385	\$1,940,748	\$646,916	\$4,206,492
2016	Sheetz Distribution Services, LLC	242	0	\$34,443	\$29,890,213	\$143,650	\$25,350	\$465,666
2016	Sid Tool Co., Inc.	387	103	\$85,115	\$39,278,581	\$735,395	\$245,132	\$312,559
2016	Sturm, Ruger & Company, Inc.	375	0	\$48,601	\$28,623,693	\$554,640	\$0	\$1,300,021
2016	TIMCO Aerosystems, LLC	198	0	\$61,561	\$0	\$0	\$0	\$364,057
2016	TWC Administration LLC (II)	348	1,032	\$102,301	\$5,566,911	\$380,000	\$127,000	\$292,309
2016	TWC Administration LLC (III)	170	1,210	\$98,261	\$125,556,987	\$328,337	\$109,446	\$16,002,009
	<b>Total</b>	<b>29,266</b>	<b>54,239</b>	<b>\$8,718,913</b>	<b>\$4,607,923,265</b>	<b>\$41,442,765</b>	<b>\$12,786,996</b>	<b>\$134,927,308</b>



*Note: Some companies showing zero dollars of investment may not have been required to submit investment totals at the time of this report. Investment is only required to be reported to the Department of Commerce one time, and is typically done after the company has completed making initial investments in a project. Often this requirement comes at the end of a company's base period/job creation period. Some companies are not required to submit investment figures if projected investment is low. Retention shown as zero may represent a company that was new to North Carolina and did not have current operations at the time the grant was awarded.*

**Attachment D: Withdrawn / Terminated Grants (through December 31, 2017)**

Company Name	Status	Date Withdrawn/Terminated
Superior Essex Communications, LP	Withdrawn	08/01/2005
Andrew Corporation	Withdrawn	05/01/2006
Smiths Aerospace Components, Inc.	Withdrawn	01/01/2007
Lenovo (United States) Inc.	Terminated	11/15/2007
SmithKline Beecham Corporation D/B/A GlaxoSmithKline	Terminated	01/23/2008
Qimonda North America Corp.	Terminated	03/13/2008
Skybus Airlines, Inc.	Terminated	04/10/2008
Reliance Industries USA, Inc.	Withdrawn	09/01/2008
Chris-Craft Corporation	Terminated	12/04/2008
Google Inc.	Withdrawn	12/04/2008
Brunswick Corporation	Terminated	04/28/2009
Harris Stratex Networks Operating Corporation	Terminated	06/20/2009
Hewitt Associates, LLC	Terminated	12/29/2009
Dell Products LP	Terminated	02/25/2010
Fountain Power Boats, Inc.	Terminated	02/25/2010
ITG Automotive Safety Textiles, LLC	Terminated	02/25/2010
Volvo Construction Equipment, NA	Terminated	02/25/2010
BSH Home Appliances Corporation	Terminated	03/18/2010
Force Protection Industries, Inc.	Terminated	03/31/2010
General Dynamics Armament and Technical Products, Inc.	Terminated	03/31/2010
Headway Corporate Resources, Inc.	Terminated	03/31/2010

Company Name	Status	Date Withdrawn/Terminated
RF MICRO DEVICES, INC. II	Terminated	03/31/2010
IBM Lender Business Process Services, Inc.	Terminated	04/08/2010
General Electric Company II	Terminated	05/13/2010
MeadWestvaco Corporation	Terminated	05/13/2010
PGT Industries, Inc.	Terminated	05/13/2010
PRC Industries, Inc.	Terminated	05/13/2010
ZF Lemforder Corporation	Terminated	06/10/2010
Lotus Engineering Inc.	Terminated	06/14/2010
Citicorp Credit Services, Inc.	Terminated	08/12/2010
Novo Nordisk Pharmaceutical Industries, Inc. I	Terminated	08/12/2010
Goodrich Corporation	Terminated	10/14/2010
Indian Motorcycle Company	Terminated	10/14/2010
Maverick Boat Company, Inc.	Terminated	11/10/2010
RF Micro Devices, Inc.	Terminated	12/09/2010
Carolina Classifieds.Com LLC	Terminated	01/13/2011
DRS Technical Services, Inc.	Terminated	03/10/2011
INC Research, Inc.	Terminated	03/10/2011
Sysco Food Services of Raleigh, LLC	Terminated	03/10/2011
Tessera NA Inc	Terminated	03/10/2011
LS Tractor USA, LLC	Terminated	03/23/2011
Unilin Flooring NC, LLC	Terminated	06/09/2011
GETRAG Corporation	Terminated	10/16/2011
Mack Trucks, Inc.	Terminated	01/12/2012
Maersk Inc.	Terminated	01/12/2012
Newell Rubbermaid Inc.	Terminated	01/27/2012
GE-Hitachi Nuclear Energy Americas LLC	Terminated	02/01/2012
Merchants Distributors, Inc	Terminated	02/28/2012
Toshiba America Nuclear Energy Corporation	Terminated	03/23/2012

Company Name	Status	Date Withdrawn/Terminated
Becton Dickinson and Company	Terminated	09/05/2012
PCB Piezotronics of North Carolina, Inc.	Terminated	09/05/2012
Sutter Street Manufacturing, Inc.	Terminated	09/20/2012
Grifols Therapeutics Inc. (f/k/a Talecris Biotherapeutics, Inc)	Terminated	12/06/2012
Arneg LLC	Terminated	02/14/2013
R.H. Donnelley, Inc. (d/b/a Dex One Corp)	Terminated	02/14/2013
Stiefel Research Institute, Inc.	Terminated	02/14/2013
Seterus, Inc.n (fka IBM LBPS)	Terminated	03/12/2013
Siemens Medical Solutions USA, Inc.	Terminated	03/26/2013
Compass Group USA, Inc.	Terminated	04/09/2013
Avaya, Inc.	Terminated	10/08/2013
Turbomeca Manufacturing, Inc.	Terminated	10/08/2013
Electrolux Home Products, Inc. II	Terminated	12/02/2013
AAR Manufacturing, Inc.	Terminated	12/10/2013
TransTech Pharma, Inc.	Terminated	12/10/2013
Mitsubishi Nuclear Energy Systems, Inc.	Terminated	03/11/2014
Stone & Webster Services, LLC	Terminated	03/11/2014
Sypris Technologies, Inc.	Terminated	03/11/2014
Brunswick Corporation (Hatteras Yachts Division)	Terminated	04/08/2014
Magna Composites LLC	Terminated	05/27/2014
Allscripts Healthcare, LLC	Terminated	12/09/2014
Superior Essex Energy LLC	Terminated	12/19/2014
Semprius, Inc.	Terminated	01/13/2016
Sequenom Center for Molecular Medicine, LLC	Terminated	01/13/2016
Denver Global Products, Inc.	Terminated	04/14/2016
Spirit AeroSystems North Carolina, Inc.	Terminated	04/14/2016
Zenta Mortgage Services, LLC	Terminated	04/14/2016
AREVA INC.	Terminated	05/12/2016

Company Name	Status	Date Withdrawn/Terminated
Hospira, Inc.	Terminated	06/23/2016
ABB Inc.	Terminated	09/08/2016
Infinisource, Inc.	Terminated	10/13/2016
SPX Corporation	Terminated	10/13/2016
American Roller Bearing Company of North Carolina	Terminated	11/10/2016
Spectra Group Inc.	Terminated	12/17/2016
Target Corporation	Terminated	12/17/2016
Chiquita Brands International, Inc.	Terminated	01/12/2017
Electrolux Home Products, Inc. III	Terminated	02/09/2017
ASCO Power Technologies, L.P.	Terminated	03/08/2017
Celgard, LLC II	Terminated	03/08/2017
Syngenta Crop Protection, LLC	Terminated	03/08/2017
Castle Branch, Inc.	Terminated	03/22/2017
Capgemini America, Inc.	Terminated	04/12/2017
PayPal, Inc.	Withdrawn	05/17/2017
Dollar Express Stores LLC	Withdrawn	05/24/2017
Eaton Corporation	Terminated	05/24/2017
Valley Fine Foods Company, Inc.	Terminated	06/28/2017
Caterpillar Inc. (Bee)	Terminated	11/22/2017
Deere-Hitachi Construction Machinery Corporation	Terminated	12/20/2017
LORD Corporation	Terminated	03/14/2017
NetApp, Inc. III	Terminated	04/18/2017
Patheon Manufacturing Services LLC	Terminated	04/18/2017
Siemens Energy, Inc. (Smart Grid)	Terminated	04/18/2017
Caterpillar Inc. (Camo)	Terminated	04/25/2017
Schletter Inc.	Terminated	05/09/2017
Celgard, LLC I	Terminated	06/13/2017
Alevo Manufacturing, Inc.	Withdrawn	09/05/2017
Fidelity Global Brokerage Group, Inc. II	Terminated	11/10/2017

Company Name	Status	Date Withdrawn/Terminated
Ashley Furniture Industries, Inc. II	Terminated	11/14/2017
Interactive Purecloud, Inc.	Terminated	11/21/2017
ASMO Greenville of North Carolina, Inc.	Terminated	12/08/2017