



NC DEPARTMENT OF AGRICULTURE AND CONSUMER SERVICES



FARMLAND PRESERVATION DIVISION

NC AGRICULTURAL DEVELOPMENT AND FARMLAND PRESERVATION TRUST FUND



2022-2023 ANNUAL LEGISLATIVE REPORT

September 29, 2023

Agriculture Commissioner Steve Troxler
Chief Deputy Commissioner N. David Smith

Pursuant to G.S. 106.744 (i) ... The Advisory Committee shall report no later than October 1 of each year to the Joint Legislative Oversight Committee on Agriculture and Natural and Economic Resources, the Environmental Review Commission, the chairs of the Senate Appropriations Committee on Agriculture, Natural, and Economic Resources, and the chairs of the House of Representatives Appropriations Committee on Agriculture and Natural and Economic Resources regarding the activities of the Advisory Committee, the agriculture easements purchased, and agricultural projects funded during the previous fiscal year.

Table of Contents

Why Preserve Farms and Forests in North Carolina?	3
Advisory Committee and Staff	4
Farmland Loss in North Carolina	5
NC ADFP Trust Fund Military Projects	6-8
Outreach and Marketing	9-10
Voluntary Agricultural Districts	11
Farmland Protection Plans	12
NC ADFP Trust Fund Grants and Match Figures	13-14
NC ADFP Trust Fund Conservation Easement Acres	15
ADFP Trust Fund Cycle 16 Grant Requests and Application Summary	16
ADFP Trust Fund Cycle 16 Application Summary	17
ADFP Trust Fund Cycle 16 Proposed Grant Awards Summary	18-21

Why Preserve Farms and Forests in North Carolina?

The NC ADFP Trust Fund Saves Family Farms for Future Generations



-Agriculture and agribusiness are North Carolina's top industry, accounting for one-sixth of the state's economy and employees.

-Agriculture and agribusiness amount for almost 16 percent, or \$103.2 billion, of the \$662 billion gross state product.

-Working lands provide fresh, local foods to North Carolina residents and quality products to the agriculture, forestry, and fiber industries.

-Agriculture is a compatible industry with the military and military training, which is second in economic importance in the state.

-Working lands provide scenic rural landscapes for tourism, the third-largest economic sector in North Carolina.

-Farms and forests are critical in providing a healthy environment. Farmers actively manage working lands, providing essential benefits like erosion control, carbon sequestration, and waterway buffers.

-Cost of community services studies in the state show that agricultural lands use fewer tax dollars than are collected. Working lands are a net provider of local tax dollars.

Advisory Committee and Staff

NC ADFP Trust Fund Advisory Committee	
Chair - Steve Troxler	Commissioner of Agriculture
Mohamed Ahmedna	Dean of the College of Agriculture and Environmental Sciences at NC A&T State University
Aaron Bodenhamer	Farmer appointed by the President Pro Tempore of the NC Senate
Kelli Dale	Rural Advancement Foundation International
Jimmy Gentry	NC State Grange
Ted Godwin	NC Association of County Commissioners
John Hatcher	NC Forestry Association
George Teague	NC Association of Soil and Water Conservation Districts
Jimmy Johnson	Designee of the NC Department of Environmental Quality
Rusty Painter	Conservation Trust for NC
Erica Peterson	NC Agribusiness Council
Stuart Pierce	Farmer appointed by the Governor
Mark Poole	Designee of the Secretary of Commerce
Tom Sephton	Farmer appointed by the Speaker of the NC House of Representatives
Johnnie Jones	NC Black Farmers and Agriculturalists Association
Steve Woodson	NC Farm Bureau Federation
Mike Yoder	Designee of the Dean of the College of Agricultural and Life Science at NC State University

NC ADFP Trust Fund Staff		
David Smith	Chief Deputy Commissioner	david.smith@ncagr.gov
Evan Davis	Program Director	evan.davis@ncagr.gov
Corey Hoilman	Assistant Director	corey.holiman@ncagr.gov
Veronica Jamison	Office Manager	veronica.jamison@ncagr.gov
Jonathan Lanier	General Counsel	jonathan.lanier@ncagr.gov
Mark Pfanstiehl	Paralegal	mark.pfanstiehl@ncagr.gov
Nancy Richardson	Administrative Associate	nancy.richardson@ncagr.gov
Allison Rodriguez	Budget Administrator	allison.rodriguez@ncagr.gov
Anita Kennedy	Farmland Preservation Specialist	anita.kennedy@ncagr.gov
Sabrina Shaffer	Monitoring and Stewardship Coordinator	sabrina.shaffer@ncagr.gov
Sarah Weavil	Document Specialist	sarah.weavil@ncagr.gov
Joe Austin	Field Staff	joe.austin@ncagr.gov
Jeff Darnell	Field Staff	jeffrey.darnell@ncagr.gov
Edward Davis	Field Staff	edward.davis@ncagr.gov
Chester Lowder	Field Staff	chester.lowder@ncagr.gov
Richard Reich	Field Staff	richard.reich@ncagr.gov
Scott Shoulars	Field Staff	scott.shoulars@ncagr.gov
Rodney Woolard	Field Staff	rodney.woolard@ncagr.gov

North Carolina Continues to be One of the Most Threatened States for Farmland Loss

North Carolina is projected to lose the nation's second-most number of farmland acres over the next 20 years.

In July 2022, the American Farmland Trust, a national nonprofit advocating for the preservation of farmland across the country, released its latest report entitled "Farms Under Threat 2040: Choosing an Abundant Future." This report builds on their farmland loss report in 2020 and provides a projection of farmland loss in the United States by 2040.

There are three future scenarios modeled in the report:

- Business as usual (follows recent development trends)
- Runaway sprawl (higher development in suburban and rural areas)
- Better built cities (compact and dense development)

In this report, **North Carolina ranks second in the nation in potential agricultural land loss in the three models.**

The models show the acres projected to be converted in North Carolina by 2040:

- Business as usual: 1,197,300 acres
- Runaway sprawl: 1,678,100 acres
- Better built cities: 661,500 acres

Four North Carolina counties rank in the top 40 of all the counties in the United States in projected acres to be converted by 2040:

- Johnston: 19th
- Union: 23rd
- Wake: 32nd
- Iredell: 38th

In this report, **North Carolina ranks sixth in the nation in the percentage of agricultural land projected to be converted by 2040.** North Carolina is the highest-ranked state that is not located in New England or the mid-Atlantic.

Seven North Carolina counties rank in the top 45 of all the counties in the United States in the percentage of remaining agricultural land to be converted by 2040:

- Mecklenburg: 2nd
- New Hanover: 13th
- Transylvania: 21st
- Wake: 23rd
- Clay: 30th
- Watauga: 39th
- Macon: 41st

NC ADFP Trust Fund Military Projects

NCDA&CS Military Partnership Agricultural Conservation Easements since July 2016

Since the establishment of the Eastern North Carolina Sentinel Landscape in July 2016, the NCDA&CS Agricultural Development and Farmland Preservation Trust Fund (ADFPTF) has partnered with the U.S. Air Force, U.S. Marine Corps, and U.S. Navy to record conservation easements. NCDA&CS and the military services provided funds for easement purchases and transactional costs to permanently protect working farms and forests in military training priority zones. In some cases, the U.S. Department of Agriculture provided additional funds for easement purchases.

Military Partner	Acres Conserved	Easements Recorded	Counties
USAF-Seymour Johnson Air Force Base	10,614.754	19	Bertie, Hyde, Tyrrell, Washington
USN-Marine Corps Installations East	2,214.591	3	Pamlico, Jones
Total	12,829.045	22	6

The Working Lands Trust (WLT) worked with landowners, private partners, contractors, along with local, state, and federal staff to complete the projects. WLT is the easement holder for these conservation easements.

N.C. Military Affairs Commission Memorandum of Understanding

In a Memorandum of Understanding (MOU) with the N.C. Military Affairs Commission, the N.C. Department of Agriculture and Consumer Services is contracted to use a portion of the funds and will subcontract the remainder to the College of Natural Resources at N.C. State University and the North Carolina Foundation for Soil and Water Conservation to support activities in the Eastern North Carolina Sentinel Landscape (ENCSSL). The total funding amount is \$750,000 over five years.

Below is a general description of the activities and current expenditures and balances:

Purpose	Expenditures	Balance
Three positions within the NCDA&CS dedicated to outreach, technical assistance, legal services, and administrative support for Sentinel Landscape programs.	\$224,160.89	\$150,839.11
NCSU will expand coordination and improve shared communication to sustain linking military readiness, inclusion of working lands, and conservation through publications and landowner outreach.	\$94,983.23	\$105,016.77
North Carolina Foundation for Soil and Water Conservation will expand outreach efforts at the community level in the 33-county area of ENCSL.	\$93,553.18	\$81,446.82
Total	\$412,697.30	\$337,302.70

Priority Parcels in the ENCSL

The ADFPTF has been working extensively to engage willing landowners to place farms and forests under option for conservation easements and move priority parcels under contract. After contracting, funding partners work with qualified easement-holding entities, like county governments and nonprofit land trusts, to record conservation easements.

Beyond these recorded conservation easements, the ADFPTF is currently working with landowners to conserve and preserve **41,049 acres** in the ENCSL.

The ADFPTF has contracted **1,146.63 acres** of privately-owned farms and forests determined by military partners to be in areas vital to the training mission of the armed services. The total project value for these conservation easement contracts total \$1.72 million. The ADFPTF leveraged nearly \$800,000 in federal funds for these projects.

Through the work of ADFPTF field staff, the N.C. Foundation for Soil and Water Conservation, and other partners, there are **39,902 acres** of privately-owned farms and forests under option for conservation easements in the ENCSL.

Military Partnership Contracts

The following contracts are funded through the military services and the ADFPTF. These conservation easement projects total **1,146.63 acres**.

SJAFB Priority Area

County	Grant Recipient	Acres	SJAFB Funds	ADFPTF Funds	USDA Funds	Total Project Value
Hyde	WLT	291.60	\$191,963.13	\$191,963.13	-	\$383,926.27
Totals		291.60	\$191,963.13	\$191,963.13	-	\$383,926.27

MCIEAST Priority Area

County	Grant Recipient	Acres	MCIEAST Funds	ADFPTF Funds	USDA Funds	Total Project Value
Jones	WLT	138.68	\$73,583.77	\$97,483.77	-	\$182,067.55
Jones	WLT	31.04	\$21,344.81	\$45,244.81	-	\$77,589.62
Jones	WLT	197.30	\$208,082.98	\$231,982.98	-	\$451,065.95
Onslow	WLT	485.01	\$298,375.00	\$317,175.00	-	\$626,550.00
Totals		852.03	\$601,386.56	\$691,886.56	-	\$1,337,273.12

Outreach and Marketing

NC Forever Farms Program Announced; Inaugural NC Friends of Farmland Award Presented

The Farmland Preservation Division of the North Carolina Department of Agriculture and Consumer Services announced new initiatives to celebrate farmland preservation efforts across the state.

NC Forever Farms is a program that recognizes family farms that have taken the ultimate step in protecting precious working lands that are vital to the future of agriculture in North Carolina. Through permanent agricultural conservation easements, these NC Forever Farms will always be protected from development and the threat of conversion.

Additionally, a new award has been established to recognize the exemplary efforts of individuals and groups that advance farmland preservation efforts in North Carolina. The NC Friends of Farmland Award will be given annually to “an individual or group that delivers exemplary service in the preservation of working lands in North Carolina and provides extraordinary efforts to foster the growth, development, and sustainability of North Carolina family farms.”

The inaugural NC Friends of Farmland Award was presented to Dewitt Hardee on May 19. Hardee, a Johnston County native, served as the first Farmland Preservation Director for NCDA&CS from 2006 until his retirement in 2021. Over the course of his tenure as Farmland Preservation Director, Hardee coordinated the preservation of nearly 30,000 acres of farmland.

Hardee’s farmland preservation work continues as he is now a Johnston County Soil and Water Conservation District Supervisor. He also works with the N.C. State Grange on farmland preservation and agricultural programs and seeks for his farm to become an NC Forever Farm.

“A special thank you goes to the farmers, foresters, and landowners that have committed to keeping their land as a natural resource that will benefit future North Carolinians,” said Agriculture Commissioner Steve Troxler.

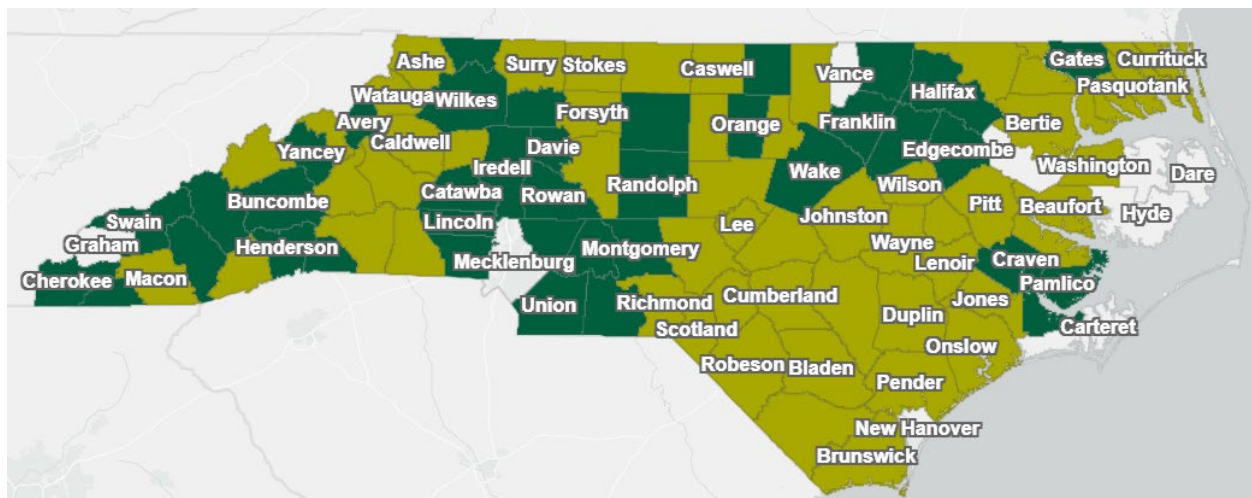
“Please join me in congratulating Dewitt Hardee as the inaugural recipient of the North Carolina Friends of Farmland Award. Farmland Preservation in North Carolina requires the partnership and cooperation of many farmers, landowners, government entities, and nonprofit organizations, and there is still much work to be done.”



Voluntary Agricultural Districts

The Voluntary Agricultural Districts (VAD) program encourages the preservation and protection of farmland by allowing landowners to recognize their farms publicly. The VAD program is a county-level ordinance that establishes an Agricultural Advisory Board that provides a voice for farm, forestry, and horticultural interests in local government. Farms enrolled in the VAD program may reduce the threat of nuisance conflicts, may allow for waivers for water and sewer assessment, and may provide public hearings for proposed condemnations. Program provisions vary by county. Enhanced VAD (EVAD) member benefits are the same as VAD, plus: may receive up to 25% of its gross sales from the sale of nonfarm products and still qualify as a bona fide farm and are eligible to receive a higher percentage of cost-share funds under the Agriculture Cost Share Program. The EVAD conservation agreement is irrevocable for ten years. The conservation agreement is automatically renewed for three (3) years absent a written notice to the county revoking the conservation agreements. There are 91 counties with VAD programs.

Farms Enrolled in the VAD Program Statewide	10,125
Acres of Farmland Enrolled in the VAD Program Statewide	846,263.18
Farms Enrolled in the Enhanced VAD Program Statewide	827
Acres of Farmland Enrolled in the Enhanced VAD Program Statewide	59,667.77
Total Farms Enrolled in the VAD and EVAD Program Statewide	10,952
Total Acres of Farmland Enrolled in the VAD and EVAD Program Statewide	905,930.95
Total Acres Enrolled in the VAD and EVAD Program Statewide Increased by 73,510.87 Acres, or 1%, since 2022.	
Total Farms Enrolled in the VAD and EVAD Program Statewide Increased by 127 farms, or 8%, since 2022.	



Total Counties: 91

VAD: 58

EVAD: 33

No Program: 9

NC ADFP Trust Fund Completed Grants and Match Figures

As of September 1, 2023

<i>Figures include conservation easements, development projects and agricultural plans.</i>					
Year	Cycle	Match Already Expended	Further Match Expected	Grant Funds Expended	Funds Still Encumbered by Contract
2006	Pilot	\$3,418,700.00	\$0.00	\$44,000.00	\$0.00
2008	Cycle 1	\$8,897,643.68	\$0.00	\$7,001,806.39	\$0.00
2009	Cycle 2	\$13,206,169.33	\$0.00	\$3,230,088.53	\$0.00
2010	Cycle 3	\$6,001,118.74	\$0.00	\$2,151,866.32	\$0.00
2011	Cycle 4	\$3,593,741.00	\$0.00	\$1,432,695.00	\$0.00
2012	Cycle 5	\$2,394,677.00	\$0.00	\$1,763,770.00	\$0.00
2013	Cycle 6 – General Appropriations (GA)	\$1,890,499.98	\$0.00	\$647,854.71	\$0.00
2013	Cycle 6 – Tennessee Valley Authority Area (TVA)	\$5,200,639.00	\$0.00	\$927,843.00	\$0.00
2014	Cycle 7 – GA	\$1,125,659.18	\$0.00	\$595,038.61	\$0.00
2014	Cycle 7 – TVA	\$1,444,198.45	\$0.00	\$1,385,549.54	\$0.00
2014	Cycle 7 – Sentinel Landscapes (SL)	\$310,317.00	\$0.00	\$284,646.00	\$0.00
2015	Cycle 8 – Military (MIL)	\$84,500.00	\$0.00	\$84,500.00	\$0.00
2015	Cycle 8 – GA	\$1,468,302.29	\$0.00	\$1,352,478.51	\$0.00
2015	Cycle 8 – SL	\$6,130.00	\$0.00	\$16,000.00	\$0.00
2016	Cycle 9 – GA	\$3,463,641.89	\$0.00	\$1,735,443.23	\$0.00
2016	Cycle 9 – MIL	\$1,213,404.03	\$0.00	\$797,718.25	\$0.00
2017	Cycle 10 – GA	\$7,538,562.39	\$0.00	\$2,548,850.17	\$0.00
2017	Cycle 10 – MIL Recurring	\$1,906,457.31	\$0.00	\$622,300.03	\$0.00
2018	Cycle 11 – GA	\$5,391,493.08	\$0.00	\$3,699,506.17	\$0.00
2018	Cycle 11 – MIL Recurring	\$3,746,374.23	\$0.00	\$1,068,629.17	\$0.00
2019	Cycle 12 – GA	\$5,132,142.46	\$67,226.00	\$1,709,512.31	\$114,646.17
2019	Cycle 12 - Nonrecurring High Efficiency Funds (NHEF)	\$11,533,689.98	\$125,760.00	\$9,221,726.49	\$336,050.00
2019	Cycle 12 – MIL Recurring	\$1,561,844.91	\$191,963.00	\$2,390,587.87	\$358,926.00
2020	Cycle 13 – GA	\$3,748,180.00	\$1,063,449.40	\$1,052,775.64	\$1,897,176.00
2020	Cycle 13 - NHEF	\$961,445.16	\$0.00	\$963,945.57	\$0.00
2020	Cycle 13 – MIL Recurring	\$1,004,091.43	\$0.00	\$775,001.44	\$0.00

2021	Cycle 14 – GA	\$1,483,913.69	\$25,206,480.67	\$1,384,682.82	\$9,721,597.02
2021	Cycle 14 - NHEF	\$0.00	\$2,830,690.00	\$0.00	\$1,013,060.00
2022	Cycle 15 – GA	\$23,254.97	\$13,632,388.44	\$260,795.98	\$9,136,849.15
2022	Cycle 15 - NHEF	\$0.00	\$1,015,280.00	\$1,965,000.00	\$92,300.00
2022	Cycle 15 – MIL Recurring	\$0.00	\$565,179.99	\$1,092,000.00	\$38,360.00
2023	Cycle 16 - NHEF	\$0.00	\$635,489.56	\$25,000.00	\$1,312,273.12
Totals		\$94,332,091.18	\$45,333,907.06	\$52,187,611.75	\$24,021,237.46

NC ADFP Trust Fund Conservation Easement Acres

As of September 30, 2023

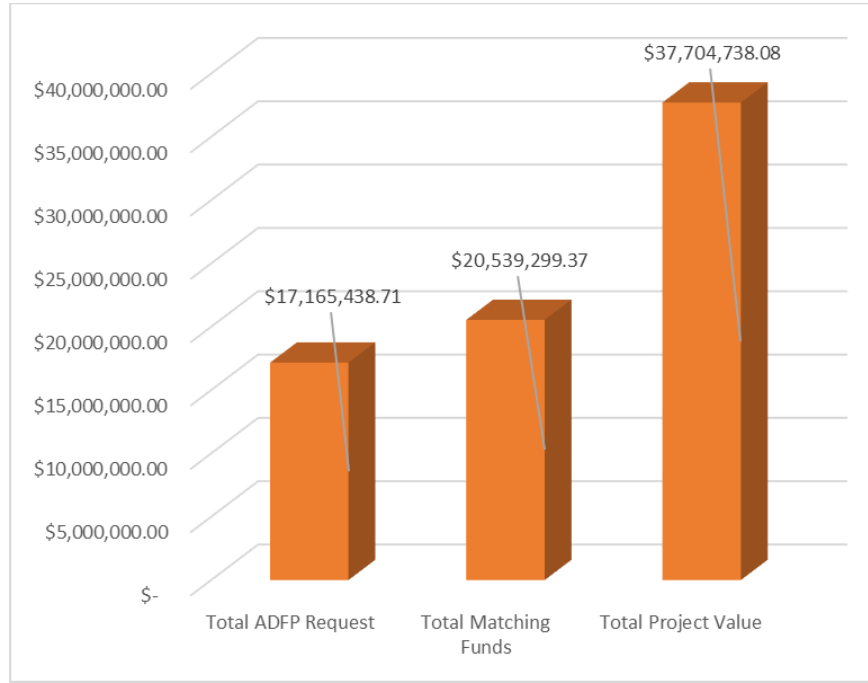
Cycle	Easement Acres Recorded
Pilot	426.7
Cycle 1	3,295.0
Cycle 2	3,167.5
Cycle 3	1,207.0
Cycle 4	715.3
Cycle 5	1,038.0
Cycle 6 – GA	470.5
Cycle 6 – TVA	726.5
Cycle 7 – GA	637.5
Cycle 7 – SL	435.6
Cycle 7 – TVA	498.6
Cycle 8 – GA	502.7
Cycle 8 – MIL	108.2
Cycle 9 – GA	1,289.0
Cycle 9 – MIL	847.8
Cycle 10 – GA	1,255.7
Cycle 11 – GA	1,451.4
Cycle 11 – MIL	2,028.7
Cycle 11 – NHEF	625.2
Cycle 12 – GA	2,758.6
Cycle 12 – MIL	1,934.26
Cycle 12 – NHEF	4,796.52
Cycle 13 – GA	273.4
Cycle 13 - MIL	684.26
Cycle 13 – NHEF	738.9
Cycle 14 - GA	169.45
Cycle 15 - GA	10.44
Cycle 15 - MIL	650.43
Cycle 15 - NHEF	1,214.82
Totals	33,957.98

Cycle	Acres Under Contract for Easements
Cycle 12 – MIL	291.60
Cycle 12 – NHEF	398.11
Cycle 13 – GA	1,688.49
Cycle 14 – GA	6,292.33
Cycle 14 – NHEF	372.0
Cycle 15 - GA	3,625.95
Cycle 15 - NHEF	1,214.82
Cycle 16 - NHEF	85.03
Totals	15,385.76

The NC ADFP Trust Fund recorded **3,598.08 acres of conservation easements** between October 1, 2022, and September 30, 2023.

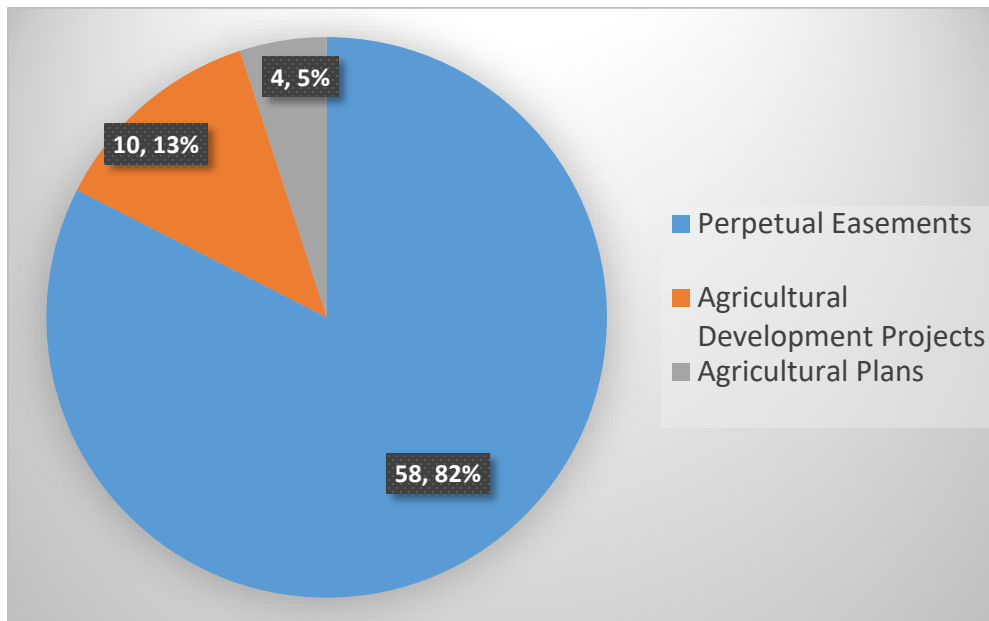
ADFP Trust Fund Cycle 16 Grant Requests

General Appropriation Requests:



ADFP Trust Fund Cycle 16 Application Summary

General Appropriations



ADFP Trust Fund Cycle 16 Application Summary

Agricultural Development Projects

Number of Projects	Total Amount Requested from ADFP	Total Secured and Unsecured Match	Total Project Value
10	\$ 2,182,751.00	\$1,662,751.48	\$ 3,845,502.98

Agricultural Plans

Number of Plans	Total Amount Requested from ADFP	Total Secured and Unsecured Match	Total Project Value
4	\$ 31,389.60	\$5,458.44	\$ 36,848.04

Projects and plans are designated as local (1-3 counties), regional (4-20 counties), and statewide (21 counties or more) projects. Five applications have a local scope, two applications have a regional scope, and one application is statewide in its scope.

Additional Funds

Number of Additional Funding Requests	Total Amount Requested from ADFP	Total Number of Acres
2	\$193,063.54	\$489.279

Conservation Easements

Number of Easements	Total Number of Acres	Total Amount Requested from ADFP	Total Secured and Unsecured Match	Total Project Value
58 Perpetual	6,245.57	\$14,758,234.57	\$18,871,089.45	\$33,629,324.02

ADFP Trust Fund Cycle 16 Proposed Grant Awards Summary

General Appropriations Perpetual Conservation Easement Applications in
Funding Priority Order

Project	Grantee	County	Acres	ADFPTF Grant	Secured Match	Project Value
B. Flowe Phase 1	Three Rivers Land Trust	Cabarrus	104	\$390,200.00	\$376,800.00	\$767,000.00
Arnts – McNaull Forest	Triangle Land Conservancy	Chatham	165.69	\$495,579.75	\$478,479.00	\$974,058.75
Delmon Dewitt Hardee Phase 1	Johnston Soil & Water District	Johnston	49.5	\$276,925.00	\$254,925.00	\$531,850.00
B. Flowe Phase 2	Three Rivers Land Trust	Cabarrus	55	\$215,025.00	\$201,625.00	\$416,650.00
Roger's Family Farm: David Rogers Tract	Buncombe Soil and Water District	Buncombe	22.9	\$155,000.00	\$193,500.00	\$348,500.00
Delmon Dewitt Hardee Phase 2	Johnston Soil and Water District	Johnston	20.6	\$136,845.00	\$118,925.00	\$255,770.00
Geoff Morrison Farm	Alamance Soil and Water District	Alamance	37.4	\$95,990.50	\$89,290.50	\$185,281.00
Scott Fisher Farm	Buncombe Soil and Water District	Buncombe	67.7	\$403,500.00	\$462,500.00	\$866,000.00
Mitchell & Marlene Paige	Duplin Soil and Water District	Duplin	83.39	\$137,900.00	\$153,300.00	\$291,200.00
Anthony Clay Butts Farm	Duplin Soil and Water District	Duplin	39.15	\$65,000.00	\$80,400.00	\$145,400.00
Delbridge Farm	Triangle Land Conservancy	Johnston	51	\$339,200.00	\$307,900.00	\$647,100.00
Murray Agriculture LLC East	Duplin Soil and Water District	Duplin	278	\$293,681.00	\$297,481.00	\$591,162.00
Murray Agriculture LLC West	Duplin Soil and Water District	Duplin	315	\$330,292.50	\$664,385.00	\$664,385.00
Fritts Farm	Three Rivers Land Trust	Davidson	48	\$129,933.20	\$245,666.40	\$245,666.40
Owens - Ellenboro Farm	Foothills Land Conservancy	Rutherford	26	\$68,350.00	\$151,250.00	\$151,250.00
Buckskin Branch Farm	Southern Appalachian	Haywood	489	\$492,050.50	\$1,027,501.00	\$1,027,501.00
TLC Williamson Preserve	Wake Soil and Water District	Wake	35.99	\$500,000.00	\$707,739.00	\$707,739.00
Jane S. Larue	Lee Soil and Water	Lee	65.42	\$500,000.00	\$1,012,928.39	\$1,012,928.39
Saints Delight South Farm	NC Coastal	Craven	231	\$114,825.00	\$234,550.00	\$234,550.00

Wood Farm - Thrash Creek	Mainspring Land Conservancy	Cherokee	33.97	\$124,500.00	\$465,300.00	\$465,300.00
Spivey Farm	Three Rivers Land Trust	Moore	75	\$323,550.00	\$638,300.00	\$638,300.00
Patricia Hedrick Farm	Three Rivers Land Trust	Davidson	89	\$91,690.00	\$312,290.00	\$312,290.00
Eudy Farm	Three Rivers Land Trust	Cabarrus	213	\$399,275.00	\$1,540,500.00	\$1,540,500.00
Routh Family Farm	Piedmont Land Conservancy	Randolph	96	\$426,389.40	\$570,852.53	\$570,852.53
Wood Farm - Dockerty Field	Mainspring Land Conservancy	Cherokee	28.79	\$76,350.00	\$71,650.00	\$275,500.00
Sharpe Farm	Three Rivers Land Trust	Richmond	65	\$286,950.00	\$273,450.00	\$560,400.00
Templeton Farm Phase One	Piedmont Land Conservancy	Surry	228	\$330,688.25	\$113,896.08	\$444,584.33
Broadwell Farm	Piedmont Land Conservancy	Caswell	346	\$337,678.04	\$106,226.01	\$443,904.05
Deal Farm Easement	Macon Soil and Water District	Macon	16.96	\$236,970.97	\$73,320.69	\$310,291.66
Harmon Coxe Road Parcel	Saluda	Polk	88.25	\$500,000.00	\$16,450.00	\$863,773.46
Russell and Gwen Angell	Davie Soil and Water District	Davie	17	\$172,087.39	\$55,029.13	\$227,116.52
Thomas Valley	Mainspring Land Conservancy	Jackson	42.9	\$363,903.50	\$183,026.75	\$716,707.00
Hall Farm	Three Rivers Land Trust	Iredell	136	\$175,838.70	\$162,438.70	\$646,354.80
S Flowe Farm	Three Rivers Land Trust	Cabarrus	115	\$225,400.00	\$212,000.00	\$845,650.00
Dill's Forest Farm Phase II	Mainspring Land Conservancy	Jackson	89	\$270,609.00	\$255,009.00	\$525,618.00
Walker Farm	Haywood Soil and Water District	Haywood	28	\$116,122.20	\$42,774.06	\$158,896.26
R+S Farmland	Haywood Soil and Water District	Haywood	28.4	\$151,759.37	\$56,053.12	\$207,812.49
Plumlea Farm Phase II	Conserving Carolina	Henderson	181.56	\$500,000.00	\$483,000.00	\$2,190,833.60
Skybrook Farm	Conserving Carolina	Henderson	50	\$259,245.00	\$244,365.00	\$957,340.00
Smart Spring Creek Farm II	Southwestern NC RC&D	Madison	16.3	\$120,812.00	\$44,943.00	\$165,755.00
Cotton Property	Harnett Soil and Water District	Harnett	330	\$500,000.00	\$968,074.00	\$2,884,434.00
Chestnut Hill Farm	Haywood Soil and Water District	Haywood	102	\$318,707.91	\$117,927.91	\$436,635.82

Jerry Cox Farm	Beaufort Soil and Water District	Beaufort	208.91	\$210,177.50	\$68,716.83	\$278,894.33
Fred Mintz Farm	Foothills Land Conservancy	Cleveland	106	\$141,299.75	\$152,281.00	\$525,230.75
Cox Farms - Mulberry Branch	Working Lands Trust	Onslow	35.25	\$78,075.02	\$27,499.92	\$105,574.94
Herbin Farm I	Working Lands Trust	Rockingham	183.5	\$500,000.00	\$70,900.00	\$1,077,900.00
Roger's Family Farm: David Rogers Trust Tract	Buncombe Soil and Water District	Buncombe	155.5	\$426,266.90	\$211,588.96	\$637,855.86
Cox Farms - Fisher Field	Working Lands Trust	Onslow	44.99	\$94,226.32	\$37,606.70	\$131,833.02
Quail Meadows Farm I	Three Rivers Land Trust	Cabarrus	91	\$182,725.00	\$168,525.00	\$674,300.00
Herbin Farm II	Working Lands Trust	Rockingham	188.5	\$500,000.00	\$85,400.00	\$1,106,900.00
Quail Meadows Farm II	Three Rivers Land Trust	Cabarrus	106	\$209,350.00	\$195,150.00	\$780,800.00
Burgess Farm	Three Rivers Land Trust	Iredell	130	\$229,200.00	\$215,000.00	\$444,200.00
Dutchman Farm	Haywood Soil and Water District	Haywood	37.5	\$161,608.06	\$59,426.68	\$221,034.74
Mitchell Farm II	Working Lands Trust	Rockingham	41.42	\$166,322.93	\$61,913.55	\$228,236.48
Dwight Hedrick Farm	Three Rivers Land Trust	Davidson	163	\$151,600.00	\$137,400.00	\$549,800.00
George Anthony Stephens	Columbus Soil and Water District	Columbus	60.24	\$73,869.36	\$33,838.81	\$107,708.17
Mitchell Farm I	Working Lands Trust	Rockingham	33.09	\$85,599.05	\$33,434.62	\$119,033.67
Blackwell's Farm	Working Lands Trust	Rockingham	59.8	\$99,090.50	\$11,000.00	\$187,181.00
Totals			6,245.57	\$14,758,234.57	\$11,157,697.74	\$33,629,324.02

General Appropriations Additional Funds Applications in
Funding Priority Order

Project	Grantee	County	Acres	Original ADFPTF Grant Request	Additional Request	Project Value
Mitchem II	Catawba Land Conservancy	Lincoln	139.28	\$11,698.96	\$26,801.04	\$613,900.00
Howard Farm Phase II	Three Rivers Land Trust	Davie	350	\$303,250.00	\$166,262.50	\$1,266,487.50
Totals			489.28	\$314,948.96	\$193,063.54	\$1,880,387.50

General Appropriations Agricultural Development Projects Applications in Funding Priority Order

Project	Grantee	Scope	Region	ADFPTF Grant	Secured Match	Project Value
Mobile Soils Classroom	Wilkes County	Statewide	Northwestern	\$133,213.00	\$182,944.00	\$316,157.00
Montgomery Co USDA Certified Abattoir	Montgomery County	Regional	Southwestern	\$500,000.00	\$710,560.00	\$1,210,560.00
Expanding Ag Ed by On Farm	University Mount Olive	Statewide	Southeastern	\$99,300.00	\$73,145.00	\$172,445.00
Building Capacity within District Enviro	NC Foundation for Soil and Water Conservation	Statewide	North Central	\$90,672.00	\$0.00	\$117,873.60
Advancing Soil Health Thru Statewide Outreach	NC Foundation for Soil and Water Conservation	Statewide	North Central	\$80,000.00	\$24,000.88	\$104,000.88
Advancing Soil Health by Increasing District Equip	NC Foundation for Soil and Water Conservation	Statewide	North Central	\$416,723.00	\$78,741.00	\$604,143.00
Building Conservation Easement Partners for WLP - Phase III	NC Foundation for Soil and Water Conservation	Statewide	North Central	\$336,194.00	\$0.00	\$454,576.00
Farm to School Increasing Local Food Consumption	Craven County	Local	Southeastern	\$40,000.00	\$52,500.00	\$92,500.00
Good Ground Initiative	Triangle Land Conservancy	Regional	North Central	\$465,000.00	\$125,000.00	\$742,000.00
Coastal Water Drainage Mgmt - Hyde	Hyde Soil and Water District	Local	Northeastern	\$21,649.00	\$9,598.50	\$31,247.50
Totals				\$2,182,751.00	\$1,256,489.38	\$3,845,502.98

General Appropriations Agricultural Plans Applications in Funding Priority Order

Plan	Grantee	Scope	Region	ADFPTF Grant	Secured Match	Project Value
Durham Farmland Protection Plan	County of Durham	Local	North Central	\$15,000.00	\$2,250.00	\$17,250.00
Davie County VAD	Davie County Cooperative Extension	Local	Northwestern	\$3,889.60	\$583.44	\$4,473.04
Ashe County VAD	New River Soil and Water District	Local	Northwestern	\$5,000.00	\$1,500.00	\$6,500.00
Forsyth County VAD	Forsyth Soil and Water District	Local	Northwestern	\$7,500.00	\$1,125.00	\$8,625.00
Totals				\$31,389.60	\$5,458.44	\$36,848.04

