



NC DEPARTMENT OF AGRICULTURE AND CONSUMER SERVICES



FARMLAND PRESERVATION DIVISION

NC AGRICULTURAL DEVELOPMENT AND FARMLAND PRESERVATION TRUST FUND



2021-2022 ANNUAL LEGISLATIVE REPORT

September 30, 2022

Agriculture Commissioner Steve Troxler
Chief Deputy Commissioner N. David Smith

Pursuant to G.S. 106.744 (i) ... The Advisory Committee shall report no later than October 1 of each year to the Joint Legislative Oversight Committee on Agriculture and Natural and Economic Resources, the Environmental Review Commission, the chairs of the Senate Appropriations Committee on Agriculture, Natural, and Economic Resources, and the chairs of the House of Representatives Appropriations Committee on Agriculture and Natural and Economic Resources regarding the activities of the Advisory Committee, the agriculture easements purchased, and agricultural projects funded during the previous fiscal year.

Table of Contents

Why Preserve Farms and Forests in North Carolina?	3
Advisory Committee and Staff	4
Farmland Loss in North Carolina	5
NC ADFP Trust Fund Military Projects	6-7
NC ADFP Trust Fund Program Grant Awards	8
Outreach and Marketing	9
Voluntary Agricultural Districts	10
Farmland Protection Plans	11
NC ADFP Trust Fund Grants and Match Figures	12
NC ADFP Trust Fund Conservation Easement Acres	13
ADFP Trust Fund Cycle XV Grant Requests and Application Summary	14
ADFP Trust Fund Cycle XV Application Summary	15
ADFP Trust Fund Cycle XV Grant Awards Summary	16-18

Why Preserve Farms and Forests in North Carolina?

The NC ADFP Trust Fund Saves Family Farms for Future Generations



- Agriculture and agribusiness are North Carolina's top industry, accounting for one-sixth of the state's economy and employees.
- Agriculture and agribusiness amount for almost 16 percent, or \$92.9 billion, of the \$589 billion gross state product.
- Working lands provide fresh, local foods to North Carolina residents and quality products to the agriculture, forestry, and fiber industries.
- Agriculture is a compatible industry with the military and military training, which is second in economic importance in the state.
- Working lands provide scenic rural landscapes for tourism, the third-largest economic sector in North Carolina.
- Farms and forests are critical in providing a healthy environment. Farmers actively manage working lands, providing essential benefits like erosion control, carbon sequestration, and waterway buffers.
- Cost of community services studies in the state show that agricultural lands use fewer tax dollars than are collected. Working lands are a net provider of local tax dollars.

Advisory Committee and Staff

NC ADFP Trust Fund Advisory Committee	
Chair - Steve Troxler	Commissioner of Agriculture
Mohamed Ahmedna	Dean of the College of Agriculture and Environmental Sciences at NC A&T State University
Aaron Bodenhamer	Farmer appointed by the President Pro Tempore of the NC Senate
Kelli Dale	Rural Advancement Foundation International
Jimmy Gentry	NC State Grange
Ted Godwin	NC Association of County Commissioners
John Hatcher	NC Forestry Association
Chris Hughes	NC Association of Soil and Water Conservation Districts
Jimmy Johnson	Designee of the NC Department of Environmental Quality
Rusty Painter	Conservation Trust for NC
Erica Peterson	NC Agribusiness Council
Stuart Pierce	Farmer appointed by the Governor
Mark Poole	Designee of the Secretary of Commerce
Tom Sephton	Farmer appointed by the Speaker of the NC House of Representatives
Darrell Tennie	NC Black Farmers and Agriculturalists Association
Steve Woodson	NC Farm Bureau Federation
Mike Yoder	Designee of the Dean of the College of Agricultural and Life Science at NC State University

NC ADFP Trust Fund Staff		
David Smith	Chief Deputy Commissioner	david.smith@ncagr.gov
Evan Davis	Program Director	evan.davis@ncagr.gov
Laura Brookshire	Assistant Director	laura.brookshire@ncagr.gov
Veronica Jamison	Office Manager	veronica.jamison@ncagr.gov
Jonathan Lanier	General Counsel	jonathan.lanier@ncagr.gov
Janine McLawhorn	Paralegal	janine.mclawhorn@ncagr.gov
Nancy Richardson	Administrative Associate	nancy.richardson@ncagr.gov
Allison Rodriguez	Budget Administrator	allison.rodriguez@ncagr.gov
Sabrina Shaffer	Farmland Preservation Specialist	sabrina.shaffer@ncagr.gov
Sarah Weavil	Document Specialist	sarah.weavil@ncagr.gov
Joe Austin	Field Staff	joe.austin@ncagr.gov
Jeff Darnell	Field Staff	jeffrey.darnell@ncagr.gov
Edward Davis	Field Staff	edward.davis@ncagr.gov
Chester Lowder	Field Staff	chester.lowder@ncagr.gov
Richard Reich	Field Staff	richard.reich@ncagr.gov
Scott Shoulars	Field Staff	scott.shoulars@ncagr.gov
Rodney Woolard	Field Staff	rodney.woolard@ncagr.gov

North Carolina Continues to be One of the Most Threatened States for Farmland Loss

North Carolina is projected to lose the nation's second-most number of farmland acres over the next 20 years.

In July 2022, the American Farmland Trust, a national nonprofit advocating for the preservation of farmland across the country, released its latest report entitled "Farms Under Threat 2040: Choosing an Abundant Future." This report builds on their farmland loss report in 2020 and provides a projection of farmland loss in the United States by 2040.

There are three future scenarios modeled in the report:

- Business as usual (follows recent development trends)
- Runaway sprawl (higher development in suburban and rural areas)
- Better built cities (compact and dense development)

In this report, **North Carolina ranks second in the nation in potential agricultural land loss in the three models.**

The models show the acres projected to be converted in North Carolina by 2040:

- Business as usual: 1,197,300 acres
- Runaway sprawl: 1,678,100 acres
- Better built cities: 661,500 acres

Four North Carolina counties rank in the top 40 of all the counties in the United States in projected acres to be converted by 2040:

- Johnston: 19th
- Union: 23rd
- Wake: 32nd
- Iredell: 38th

In this report, **North Carolina ranks sixth in the nation in the percentage of agricultural land projected to be converted by 2040.** North Carolina is the highest-ranked state that is not located in New England or the mid-Atlantic.

Seven North Carolina counties rank in the top 45 of all the counties in the United States in the percentage of remaining agricultural land to be converted by 2040:

- Mecklenburg: 2nd
- New Hanover: 13th
- Transylvania: 21st
- Wake: 23rd
- Clay: 30th
- Watauga: 39th
- Macon: 41st

NC ADFP Trust Fund Military Projects

NCDA&CS Military Partnership Agricultural Conservation Easements since July 2016

Since establishing the Eastern North Carolina Sentinel Landscape in July 2016, the ADFP Trust Fund has partnered with the U.S. Air Force, U.S. Marine Corps, and U.S. Navy to record conservation easements. NCDA&CS and the military services provided funds for easement purchases and transactional costs to permanently protect working farms and forests in military training priority zones. In some projects, the U.S. Department of Agriculture provided additional funds for easement purchases.

Military Partner	Acres Conserved	Easements Recorded	Counties
USAF-Seymour Johnson Air Force Base	8,541.224	15	Bertie, Hyde, Tyrrell, Washington
USN-Marine Corps Installations East	936.211	1	Pamlico
Total	9,477.435	16	

The Working Lands Trust (WLT) worked with landowners, private partners, contractors, along with local, state, and federal staff, to complete the projects. WLT is the easement holder for these conservation easements.

N.C. Military Affairs Commission Memorandum of Understanding

In a Memorandum of Understanding (MOU) with the N.C. Military Affairs Commission, the N.C. Department of Agriculture and Consumer Services is contracted to use a portion of the funds. It subcontracts the remainder to the College of Natural Resources at N.C. State University and the North Carolina Foundation for Soil and Water Conservation to support activities in the Eastern North Carolina Sentinel Landscape (ENCSL). The total funding amount is \$600,000 over four years.

Below is a general description of the activities and current expenditures and balances:

Purpose	Expenditures	Balance
Three positions within the NCDA&CS dedicated to outreach, technical assistance, legal services, and administrative support for Sentinel Landscape programs.	\$124,455.12	\$175,544.88
NCSU will expand coordination and improve shared communication to sustain linking military readiness, inclusion of working lands, and conservation through publications and landowner outreach.	\$84,072.71	\$75,927.29

North Carolina Foundation for Soil and Water Conservation will expand outreach efforts at the community level in the 33-county area of ENCSL.	\$80,540.30	\$59,459.70
Total	\$289,068.13	\$310,931.87

Priority Parcels in the ENCSL

The ADFPTF has been working extensively to engage willing landowners to place farms and forests under option for conservation easements and move priority parcels under contract. After contracting, funding partners work with qualified easement-holding entities, like county governments and nonprofit land trusts, to record conservation easements.

Beyond these recorded conservation easements, the ADFPTF is currently working with landowners to conserve and preserve **48,685 acres** in the ENCSL

The ADFPTF has contracted **3,639 acres** of privately-owned farms and forests determined by military partners to be in areas vital to the training mission of the armed services. The total project value for these conservation easement contracts total over \$28 million. The ADFPTF leveraged nearly \$17 million in federal funds for these projects.

Through the work of ADFPTF field staff, the N.C. Foundation for Soil and Water Conservation, and other partners, there are **45,046 acres** of privately-owned farms and forests under option for conservation easements in the ENCSL.

Military Partnership Contracts

The following contracts are funded through the military services and the ADFPTF. These conservation easement projects total **10,421 acres**.

SJAFB Priority Area

County	Grant Recipient	Acres	SJAFB Funds	ADFPTF Funds	USDA Funds	Total Project Value
Hyde	WLT	291.60	\$191,963.13	\$191,963.13	-	\$383,926.27
Washington	WLT	737.24	\$1,018,489.00	\$1,018,489.00	-	\$2,036,978.00
Washington	WLT	679.17	\$719,209.00	\$719,209.00	-	\$1,438,418.00
Hyde	WLT	650.00	\$453,730.31	\$453,830.31	\$856,375.00	\$1,763,935.63
Totals		2358.01	\$2,383,391.44	\$2,383,491.44	\$856,375.00	\$5,623,257.90

MCIEAST Priority Area

County	Grant Recipient	Acres	MCIEAST Funds	ADFPTF Funds	USDA Funds	Total Project Value
Jones	WLT	63.10	\$31,679.61	\$31,679.61	-	\$101,219.21
Pamlico	WLT	1,217.87	\$2,494,150.00	\$2,519,450.00	-	\$5,013,600.00
Totals		1280.97	\$2,525,829.61	\$2,551,129.61	-	\$5,144,819.21

NC ADFP Trust Fund Program Grant Awards

The NC ADFP Trust Fund seeks additional funding sources to help preserve farm and forest lands.

2022 Department of Defense Readiness and Environmental Protection Integration (REPI) Challenge

The Farmland Preservation Division of the NCDA&CS, as part of the North Carolina Sentinel Landscape Partnership, worked with various state, local, and nonprofit partners to develop a proposal for the Department of Defense Readiness and Environmental Protection Integration (REPI) Challenge.

In June 2022, the proposal, *Advancing the Capacity for a Resilient Sentinel Landscape: The Connection Between Military Readiness, Working Lands, and Nature-Based Infrastructure*, was one of nine full proposals that the REPI Office accepted for financial support and recognition.

This \$1.8 million award included \$991,307 to Fort Bragg for reducing wildfire risk through building capacity for controlled burning and impacts on red-cockaded woodpecker productivity, and \$800,000 to Marine Corps Installations East for military partnership agricultural conservation easements with the ADFP Trust Fund.

2022 United States Department of Agriculture Regional Conservation Partnership Program

The ADFP Trust Fund applied as the lead partner to the United States Department of Agriculture (USDA) Regional Conservation Partnership Program (RCPP) for additional funding for conservation easements.

In August 2022, the proposal, *Preserving Upriver Farms to Reduce Flooding in NC-Phase II*, was awarded \$7,090,909 by USDA for a phased project to reduce the negative impacts of soil erosion and runoff in the Piedmont and Sandhills river basins of North Carolina.

The project should permanently protect over 4,000 acres of working farms and forests in the Neuse River Basin. In addition to protecting working farms, these conservation easements will provide additional benefits of reduced erosion and improved water quality in the eight-county project area.

Outreach and Marketing

New Outreach and Marketing Initiatives Help Promote Farmland Preservation

Throughout the year, the Farmland Preservation Division has worked with NCDA&CS Public Affairs to highlight preserved farms on social media.

In June 2022, the Farmland Preservation Division launched a new marketing initiative.

NC Forever Farms honors the landowners that commit to perpetually preserving their working farms and forests while building support for farmland preservation among all North Carolinians.

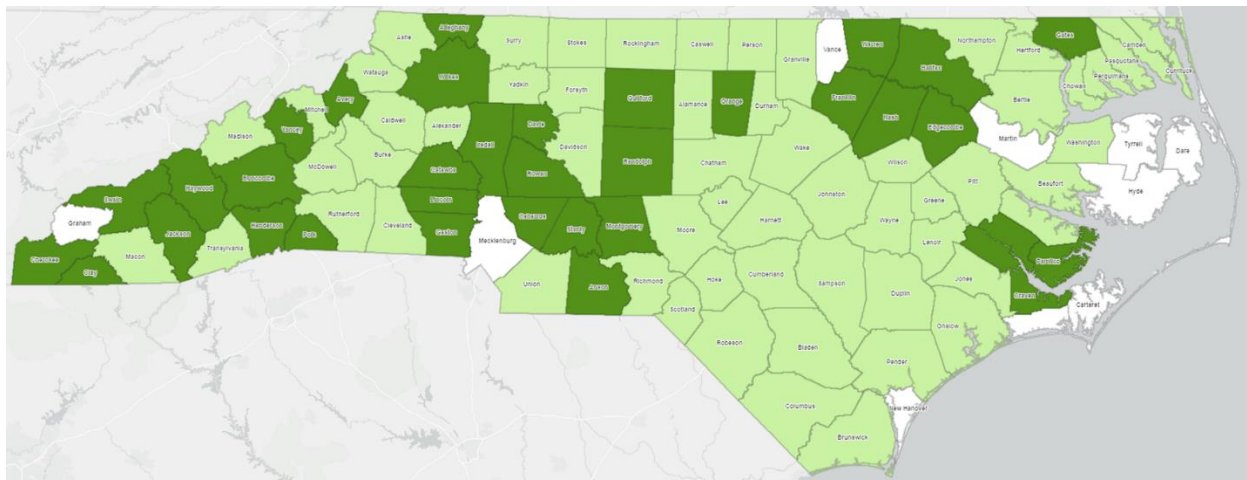
The blue, gold, and font used for "NC Forever Farm" match the state flag.



Voluntary Agricultural Districts

The Voluntary Agricultural Districts (VAD) program encourages the preservation and protection of farmland by allowing landowners to recognize their farms publicly. The VAD program is a county-level ordinance that establishes an Agricultural Advisory Board that provides a voice for farm, forestry, and horticultural interests in local government. Farms enrolled in the VAD program may reduce the threat of nuisance conflicts, may allow for waivers for water and sewer assessment, and may provide public hearings for proposed condemnations. Program provisions vary by county. Enhanced VAD (EVAD) member benefits are the same as VAD, plus: may receive up to 25% of its gross sales from the sale of nonfarm products and still qualify as a bona fide farm and are eligible to receive a higher percentage of cost-share funds under the Agriculture Cost Share Program. The EVAD conservation agreement is irrevocable for ten years. The conservation agreement is automatically renewed for three (3) years absent a written notice to the county revoking the conservation agreements. There are 91 counties with VAD programs.

Farms Enrolled in the VAD Program Statewide	9,999
Acres of Farmland Enrolled in the VAD Program Statewide	821,595.08
Farms Enrolled in the Enhanced VAD Program Statewide	826
Acres of Farmland Enrolled in the Enhanced VAD Program Statewide	59,704.78
Total Farms Enrolled in the VAD and EVAD Program Statewide	10,825
Total Acres of Farmland Enrolled in the VAD and EVAD Program Statewide	832,420.08
Total Acres Enrolled in the VAD and EVAD Program Statewide Decreased by 73,653.92 Acres, or 2%, since 2021.	
Total Farms Enrolled in the VAD and EVAD Program Statewide Decreased by 596 farms, or 9%, since 2021.	



Total Counties: 91

VAD: 58

EVAD: 33

No Program: 9

Farmland Protection Plans

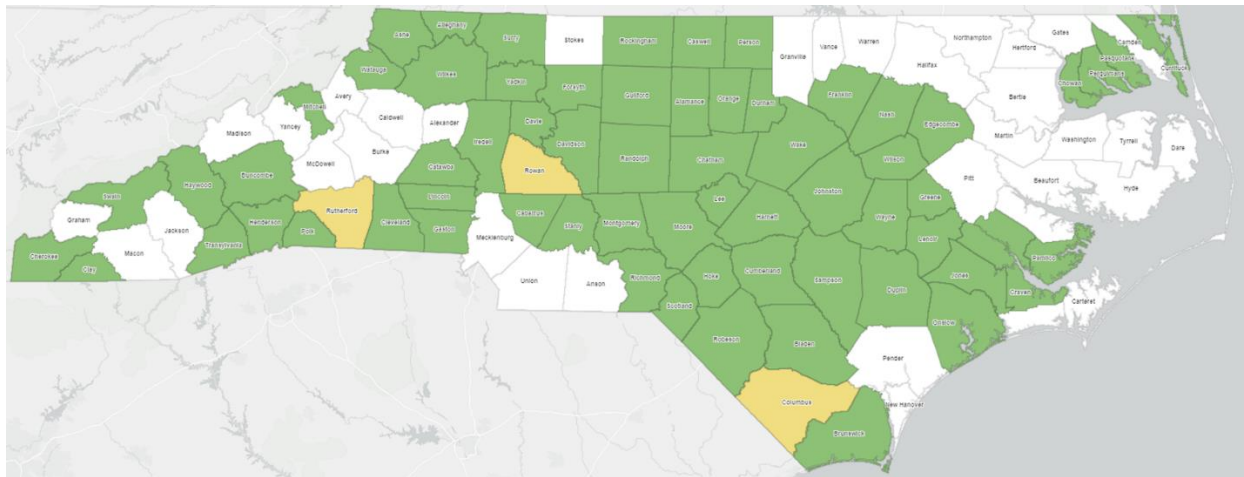
Guiding Counties to a Viable Agricultural Future

Farmland Protection Plans are strategic proposals that define how to maintain a viable agricultural economy in a county.

These plans describe existing agricultural activity in a county, list challenges to continued family farming in the county, list opportunities for enhancing the local agricultural economy, create a schedule for implementing the plan, and identify possible funding sources for long-term support of the plan.

Farmland Protection Plans are approved by the North Carolina Department of Agriculture and Consumer Services and endorsed by the County Board of Commissioners.

There are 64 counties in North Carolina with Farmland Protection Plans. Three counties are developing Farmland Protection Plans.



Total Counties: **64**

Under Development: **3**

No FPP: 33

NC ADFP Trust Fund Completed Grants and Match Figures

As of September 1, 2022

<i>Figures include conservation easements, development projects, and agricultural plans.</i>					
Year	Cycle	Match Already Expended	Further Match Expected	Grant Funds Expended	Funds Still Encumbered by Contract
2006	Pilot	\$3,418,700.00	\$0.00	\$44,000.00	\$0.00
2008	Cycle I	\$8,897,643.68	\$0.00	\$7,001,806.39	\$0.00
2009	Cycle II	\$13,206,169.33	\$0.00	\$3,230,088.53	\$0.00
2010	Cycle III	\$6,001,118.74	\$0.00	\$2,151,866.32	\$0.00
2011	Cycle IV	\$3,593,741.00	\$0.00	\$1,432,695.00	\$0.00
2012	Cycle V	\$2,394,677.00	\$0.00	\$1,763,770.00	\$0.00
2013	Cycle VI – General Appropriations (GA)	\$1,890,499.98	\$0.00	\$647,854.71	\$0.00
2013	Cycle VI – Tennessee Valley Authority Area (TVA)	\$5,200,639.00	\$0.00	\$927,843.00	\$0.00
2014	Cycle VII – GA	\$1,125,659.18	\$0.00	\$595,038.61	\$0.00
2014	Cycle VII – TVA	\$1,444,198.45	\$0.00	\$1,385,549.54	\$0.00
2014	Cycle VII – Sentinel Landscapes (SL)	\$310,317.00	\$0.00	\$284,646.00	\$0.00
2015	Cycle VIII – Military (MIL)	\$84,500.00	\$0.00	\$84,500.00	\$0.00
2015	Cycle VIII – GA	\$1,468,302.29	\$0.00	\$1,352,478.51	\$0.00
2015	Cycle VIII – SL	\$6,130.00	\$0.00	\$16,000.00	\$0.00
2016	Cycle IX – GA	\$3,463,641.89	\$0.00	\$1,735,443.23	\$0.00
2016	Cycle IX – MIL	\$1,213,404.03	\$0.00	\$797,718.25	\$0.00
2017	Cycle X – GA	\$7,538,562.39	\$0.00	\$2,548,850.17	\$0.00
2017	Cycle X – MIL Recurring	\$1,906,457.31	\$0.00	\$622,300.03	\$0.00
2018	Cycle XI – GA	\$5,391,493.08	\$0.00	\$3,699,506.17	\$0.00
2018	Cycle XI – MIL Recurring	\$3,746,374.23	\$0.00	\$1,068,629.17	\$0.00
2019	Cycle XII – GA	\$3,901,699.50	\$1,141,516.00	\$1,552,889.24	\$720,324.37
2019	Cycle XII - Nonrecurring High-Efficiency Funds (NHEF)	\$10,373,839.29	\$1,493,279.00	\$9,143,531.69	\$603,804.81
2019	Cycle XII – MIL Recurring	\$1,538,474.91	\$255,393.00	\$2,325,680.35	\$432,286.00
2020	Cycle XIII – GA	\$229,429.13	\$5,054,645.00	\$854,648.72	\$2,571,913.24
2020	Cycle XIII - NHEF	\$0.00	\$1,018,489.00	\$0.00	\$1,018,489.00
2020	Cycle XIII – MIL Recurring	\$0.00	\$719,209.00	\$0.00	\$719,209.00
2021	Cycle XIV – GA	\$249,178.69	\$27,120,833.17	\$270,330.00	\$11,642,602.13
2021	Cycle XIV - NHEF	\$0.00	\$2,830,690.00	\$0.00	\$1,013,060.00
Totals		\$88,594,850.10	\$39,634,054.17	\$45,537,663.63	\$18,721,688.55

NC ADFP Trust Fund Conservation Easement Acres

As of September 30, 2022

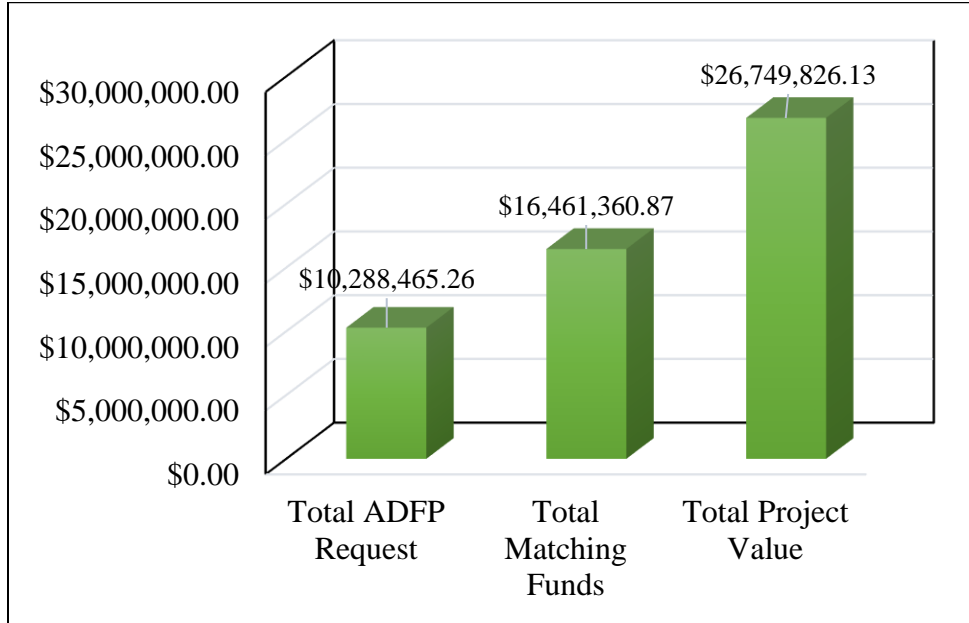
Cycle	Easement Acres Recorded
Pilot	426.7
Cycle I	3,295.0
Cycle II	3,167.5
Cycle III	1,207.0
Cycle IV	715.3
Cycle V	1,038.0
Cycle VI – GA	470.5
Cycle VI – TVA	726.5
Cycle VII – GA	637.5
Cycle VII – SL	435.6
Cycle VII – TVA	498.6
Cycle VIII – GA	502.7
Cycle VIII – MIL	108.2
Cycle IX – GA	1,289.0
Cycle IX – MIL	847.8
Cycle X – GA	1,255.7
Cycle XI – GA	1,451.4
Cycle XI – MIL	2,028.7
Cycle XI – NHEF	625.2
Cycle XII – GA	2,758.6
Cycle XII – MIL	1,870.7
Cycle XII – NHEF	4,730.3
Cycle XIII – GA	273.4
Totals	30,359.9

Cycle	Acres Under Contract for Easements
Cycle XII – GA	154.2
Cycle XII – MIL	354.7
Cycle XII – NHEF	852.9
Cycle XIII – GA	2,147.5
Cycle XIII – NHEF	1,416.4
Cycle XIV – GA	7,352.9
Cycle XIV – NHEF	372.0
Totals	12,650.6

The NC ADFP Trust Fund recorded **7,807 acres of conservation easements** between October 1, 2021, and September 30, 2022.

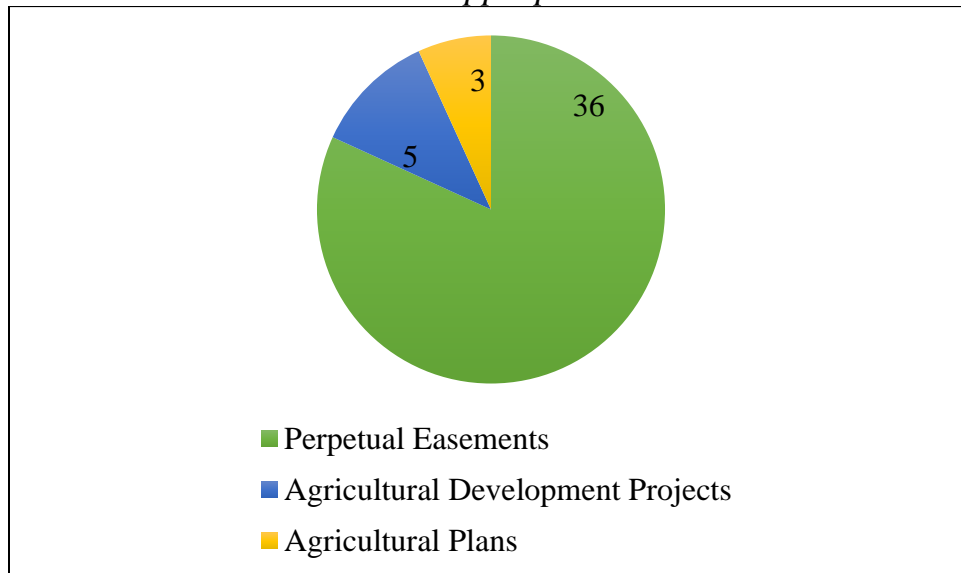
ADFP Trust Fund Cycle XV Grant Requests

General Appropriation Requests:



ADFP Trust Fund Cycle XV Application Summary

General Appropriations



ADFP Trust Fund Cycle XV Application Summary

Agricultural Development Projects and Agricultural Plans

Number of Projects and Plans	Total Amount Requested from ADFP	Total Secured and Unsecured Match	Total Project Value
8	\$758,455.00	\$3,113,681.00	\$3,872,136.00

Projects and plans are designated as local (1-3 counties), regional (4-20 counties), and statewide (21 counties or more) projects. Five applications have a local scope, two applications have a regional scope, and one application is statewide in its scope.

Conservation Easements

Number of Easements	Total Number of Acres	Total Amount Requested from ADFP	Total Secured and Unsecured Match	Total Project Value
36 Perpetual	4,376.60	\$9,530,010.26	\$13,347,679.87	\$22,877,690.13



ADFP Trust Fund Cycle XV Grant Awards Summary

General Appropriations Perpetual Conservation Easement Applications in
Funding Priority Order

Project	Grantee	County	Acres	ADFPTF Grant	Secured Match	Project Value
Chambers Farm	Haywood SWCD	Haywood	39	\$167,785.00	\$163,625.00	\$331,410.00
Apple Farm	Working Lands Trust	Rockingham	42	\$152,300.00	\$140,000.00	\$292,300.00
Smart Dairy Farm	Haywood SWCD	Haywood	72	\$220,498.00	\$217,043.00	\$437,541.00
Aldridge Family Farm	Alamance SWCD	Alamance	115.7	\$241,980.50	\$229,880.50	\$471,861.00
Ross Farm I	Working Lands Trust	Guilford	164	\$285,450.00	\$268,500.00	\$553,950.00
Fickle Creek Farm	Alamance SWCD	Alamance	62	\$131,590.50	\$119,490.50	\$251,081.00
Beam Family Farm	Foothills Conservancy of NC	Cleveland	171	\$189,256.31	\$190,093.50	\$379,349.81
Young Homeplace	Southern Appalachian Highlands Conservancy	Buncombe	94	\$137,475.00	\$485,925.00	\$623,400.00
Keith Faulkner	Alamance SWCD	Alamance	105.9	\$192,113.50	\$180,013.50	\$372,127.00
Hatcher's Bridge Conservation Easement	Triangle Land Conservancy	Johnston	110	\$333,789.00	\$0.00	\$637,759.00
McGinnis Farm	Saluda Community Land Trust	Polk	189	\$5000,000.00	\$748,790.00	\$1,248,790.00
Jasperwood Farm: Anthony Cole Tract	Buncombe SWCD	Buncombe	38.2	\$172,500.00	\$208,000.00	\$380,500.00
Hardee Farm	Johnston SWCD	Johnston	10.4	\$87,524.61	\$23,254.97	\$110,779.58
Jackson Farm	Working Lands Trust	Caswell	31.2	\$100,800.00	\$90,000.00	\$190,800.00
Riverside Farm	Haywood SWCD	Haywood	81.5	\$146,145.00	\$140,445.00	\$286,590.00
Langston Easement Swift Creek	Johnston SSWCD	Johnston	51	\$294,470.25	\$273,670.25	\$568,140.50
Jasperwood Farm: Gary and Sara Cole Tract	Buncombe SWCD	Buncombe	28.9	\$129,000.00	\$162,000.00	\$291,000.00
Harrison-Sunshine Farm	Foothills Conservancy of NC	Rutherford	52	\$86,675.00	\$75,500.00	\$162,175.00
Martha C. Mooney Farm	Hyde SWCD	Hyde	151	\$499,997.50	\$278,789.29	\$778,786.79

Humble Stock Farm	Piedmont Land Conservancy	Guilford	122.4	\$382,701.01	\$131,600.34	\$514,301.35
Bellamy Family Farms	Brunswick SWCD	Brunswick	67	\$379,331.80	\$433,531.80	\$1,529,927.20
Howard Farm Phase II	Three Rivers Land Trust	Davie	350	\$333,737.50	\$549,568.46	\$1,495,805.96
Marjorie Langston Farm	County of Wayne	Wayne	113	\$329,906.50	\$309,706.50	\$639,613.00
Jasperwood Farm: Anthony and Gary Cole Tract - Parcel 1	Buncombe SWCD	Buncombe	113	\$440,778.80	\$452,528.80	\$893,307.60
Bolton Forest	Triangle Land Conservancy	Chatham	147.8	\$359,696.31	\$118,765.44	\$478,461.75
South Boundary Farm	Working Lands Trust	Cleveland	53.9	\$174,293.13	\$159,393.12	\$333,686.25
Jasperwood Farm: Anthony and Gary Cole Tract - Parcel 2	Buncombe SWCD	Buncombe	95	\$376,171.91	\$387,921.91	\$764,093.82
Langston Easement Dickinson Road	Johnston SWCD	Johnston	84.4	\$469,990.85	\$449,190.85	\$919,181.70
Poteat Family Farm	Orange County	Orange	110	\$189,645.15	\$71,419.35	\$499,129.00
Measuring Rock Farm	Conserving Carolina	Transylvania	65.5	\$111,562.63	\$105,296.73	\$381,252.82
Wood Farm - Ricket Branch	Mainspring Conservation Trust	Cherokee	48.1	\$165,350.00	\$166,000.00	\$631,350.00
Wood Farm - Morris Creek	Mainspring Conservation Trust	Cherokee	57.7	\$180,350.00	\$181,000.00	\$691,350.00
Shelton Dairy Phase III	Three Rivers Land Trust	Iredell	321	\$387,450.00	\$373,150.00	\$1,482,850.00
Caldwell-Dietzel Farms	Three Rivers Land Trust	Robeson	503	\$378,200.00	\$364,000.00	\$742,200.00
Dill's Forest Farm Phase I	Mainspring Conservation Trust	Jackson	101	\$305,944.50	\$296,344.50	\$602,289.00
Shelton Dairy Phase IV	Three Rivers Land Trust	Iredell	415	\$495,550.00	\$481,250.00	\$1,910,550.00
Totals			4,376.60	\$9,530,010.26	\$4,321,991.56	\$22,877,690.13

General Appropriations Agricultural Development Projects and Agricultural Plans Applications
in Funding Priority Order

Project	Grantee	Scope	Region	ADFPTF Grant	Secured Match	Project Value
Livestock Slaughter Facility	Watauga County	Regional	Northwestern	\$474,450.00	\$3,020,236.00	\$3,494,686.00
Macon County Farmland Protection Plan	Macon Soil and Water Conservation District	Local	Western	\$14,000.00	\$6,120.00	\$20,120.00
Cost of Community Service Studies – Harnett and Rockingham Counties	University of Mount Olive-Lois G. Britt Agribusiness Center	Local	Southeastern	\$30,000.00	\$9,000.00	\$39,000.00
Farmland Preservation Plan for Mecklenburg County	Mecklenburg Soil and Water Conservation District	Local	Southwestern	\$14,000.00	\$6,250.00	\$20,250.00
Sampson VAD Improvement Project	NC Cooperative Extension-Sampson County	Local	Southeastern	\$13,505.00	\$8,000.00	\$21,505.00
Clay County SWCD "Spout & Grow Green"	Clay Soil and Water Conservation District	Local	Western	\$4,500.00	\$675.00	\$5,175.00
Value-Added Livestock Feeds and Expanded Market for NC Small Grains	University of Mount Olive-Lois G. Britt Agribusiness Center	Statewide	Southeastern	\$150,000.00	\$46,000.00	\$196,000.00
KT's Orchard Cold Storage System	Southwestern NC RC&D Council	Regional	Western	\$58,000.00	\$17,400.00	\$75,400.00
Totals				\$758,455.00	\$3,113,681.00	\$3,872,136.00

